



PORT OF GUAM

ATURIDAT / PUETTON GUAHAN

Jose D. Leon Guerrero Commercial Port

1026 Cabras Highway, Suite 201, Piti, Guam 96925

Telephone: 671-477-5931/35 Facsimile: 671-477-2689/4445

Website: www.portguam.com



Eddie Baza Calvo
Governor of Guam

Ray Tenorio
Lieutenant Governor

REGULAR MEETING OF THE BOARD OF DIRECTORS

Jose D. Leon Guerrero Port Authority of Guam

Thursday, October 25, 2012

11:45am

AGENDA

- I. CALL TO ORDER
- II. APPROVAL OF MINUTES
 - a. September 20, 2012 – Regular Board Meeting
- III. PUBLIC COMMENT:
 - a. Public Comments
 - b. Employee Comments
 - c. PAGGMA Association
- IV. GENERAL MANAGERS REPORT
- V. REPORTS:
 - a. List – Federal Grant & Local Funding Programs
 - b. Finance Report
 - c. Insurance Report
 - d. Operations Productivity Report
 - e. Property Leasing/Port Development
 - f. Marina Report
 - g. Procurement Report
 - h. Safety Report
- VI. OLD BUSINESS
 - a. Fiscal Year 2013 Budget Approval
 - b. PUC Matters
 - c. Cementon Micronesia
 - d. KM&T
 - e. Port Modernization Program – Implementation Plan
 - f. New Carrier Outreach
- VII. NEW BUSINESS
 - a. Bid Approval Awards:
 1. Port Security Enhancement
 2. GDP Marina Water Line Project
 - b. Board Resolution Nos. 8 thru 18 – Commending and Congratulating Port Retirees
 - c. Board Resolution Nos. 19 thru 21 – Remembrance of Port Employees
 - d. Board Resolution No. 22 - Port Security Enhancement Project
 - e. Board Resolution No. 23 - GDP Marina Renovation & Improvement Phase II
 - f. Executive Order No. 2012-14 – Relative to reducing holiday pay to mitigate the government of Guam financial crisis.
- VIII. EXECUTIVE SESSION
 - a. Open Legal Issues
 - b. Personnel Matters
- IX. ADJOURNMENT



PORT OF GUAM
ATURIDAT I PUETTON GUAHAN
Jose D. Leon Guerrero Commercial Port
1026 Cabras Highway, Suite 201, Piti, Guam 96925
Telephone: 671-477-5931/35 Facsimile: 671-477-2689/4445
Website: www.portguam.com



Eddie Baza Calvo
Governor of Guam
Ray Tenorio
Lieutenant Governor

**MINUTES OF THE
REGULAR MEETING OF THE BOARD OF DIRECTORS
Thursday, September 20, 2012**

I. CALL TO ORDER

There being a quorum, the regular meeting of the Board of Directors was called to order at 11:45 a.m., Thursday, September 20, 2012. Present at the meeting were:

Daniel Tydingco, Chairman
Michael Benito, Vice Chairman
Shelly Gibson, Board Secretary
Eduardo Ilao, Member
Christine Baleto, Member
Mary C. Torres, General Manager
Anisia B. Terlaje, Deputy General Manager
Atty. Mike Phillips, Legal Counsel

Also present were Tricia Granillo/Alan Rixon/Steve Terlaje-AM Insurance; Jimmy Camacho-Office of Senator Tom Ada; Mike Moody-Iris Ltd., Albert Tsutsui-KM&T and Port Management staff.

II. APPROVAL OF MINUTES

a. **August 23, 2012:** The Vice Chairman made motion to approve the minutes of August 23, 2012 subject to correction. The motion was seconded by Mrs. Baleto and was unanimously passed.

III. PUBLIC COMMENT

- a. **Public Comment:** None.
- b. **Employee Comment:** None.
- c. **PAGGMA Association:** Mr. John B. Santos, PAGGMA President said the Labor Day picnic was a success. He said the association is now working on the Port Week festivities, having the opening ceremony on October 15 at the Port Authority with the grand finale on October 19 at Nikko Hotel. Mr. Santos said there are events already in progress such as the softball. The billiard tournament and karaoke contest will be held this evening. He encouraged all to attend and participate.

IV. GENERAL MANAGERS REPORT

1. F-5 M&R/SLE; PAG IT and Equipment Project: GEDA, on behalf of Port issued an RFP on September 14, 2012 seeking financial assistance from any bank, banks or commercial lending institutions to provide a loan of an amount not to exceed \$10M to provide funding for the Port service life extension repairs for the Port's wharf, upgrade of its financial management information technology systems and acquisition of one cargo handling equipment. Deadline for submission of proposal is September 28.
2. Amendment request re: GR07060-11-12 Owner's Agent Engineer (OAE) Support Services: On August 6, 2012, the Port submitted a request to the front office for a grant amendment to GR07060-11-12 to support the execution of the port modernization program. On September 14, 2012, the Port was advised by Mr. Gary Kuwabara, Regional Director, Office of Economic Adjustment that the grant amendment was approved by OEA Director. Based on this, the Port has additional funding to support the port modernization program through 2014.
3. Port Outreach Project: The Port will begin its outreach to the Port Users Group on the new crane surcharge application to the Public Utilities Commission next week.
4. Formosa Television Interview: The Chairman and myself contributed to the interview conducted by visiting FTV journalists this week. The Port will be featured in a news story on Formosa Television in Taiwan on the military buildup, port modernization plan and investment opportunities.
5. "Sun Princess" Port Call: The passenger cruise ship is scheduled to call port on October 13, 2012. Passenger capacity is 2272 with a crew of 924.
6. Port Week October 15-19, 2012: The Board was presented with the scheduled port week activities and were encouraged to attend.

V. REPORTS

At this time and without objections, the Chairman entertained item e. property matters under Reports.

- e. Property Leasing/Port Development: Mr. Glenn B. Nelson, Commercial Manager requested for Board authorization for management to formally engage in further discussions with Mobil with cause to finalize the November 2, 2012 version of the draft settlement agreement aimed to resolve several long standing issues related to various claims by and between the Port and Mobil in the course and manner consistent with staff recommendations as noted in the July 24, 2012 property report to the Board of Directors. The long standing issues include: rebate claim, golf pier maintenance fee claim, manager's compensation claim and unpaid interim rent claim. Mr. Nelson said once negotiations have been completed, this matter will be brought before the Board for final approval.

The Vice Chairman said he did not have any problem with management engaging Mobil on this matter. There were no objections from the remaining members.

a. **List-Federal Grant & Local Funding Programs:** Ms. Dorothy P. Harris, Chief Planner said the Port received notice of (grant) award for \$250K from the Western Pacific Regional Management Council which will be used to repair/replace existing Agat marina slips of dock A and B. Staff also submitted an application for \$100K for harbor of refuge under Boating Infrastructure Grant Program administered by the U.S. Fish and Wildlife Services with the purpose to construct, renovate and maintain the harbor of refuge facilities for transient vessels.

Mrs. Baleto asked whether management was able to reprogram the remaining balance of \$60K plus from the Hagatna marina renovation/site improvement project of phase I. Ms. Harris replied negatively and said those funds will revert back to the grantor. Mrs. Baleto asked that planning monitor other port projects in the event there are remaining balances that can be reprogrammed to other projects.

b. **Finance Report:** This item to be addressed with Fiscal Year 2013 Budget Approval under new business.

c. **Insurance Report:** The insurance report for the month of August 2012 was presented to the Board for information.

d. **Operation Productivity Report:** The operations productivity report for the month of August 2012 was presented to the Board for information. Mr. John B. Santos, Operations Manager said in comparing the months of July and August 2012, the report specific to containers are as follows:

Containers	July	August	Diff
Discharge	4394	3809	585
Loaded	4189	3841	348
Total Moves	8583	7650	933

The Vice Chairman asked whether the decrease in containers is normal. Mr. Santos said the range is about 7000.

Mr. Santos mentioned that the challenge operations face is proper lighting. The Chairman asked whether the lighting project is on track. Mr. Simeon Delos Santos, Engineer Manager said the project is about a month and half delayed as the manufacturer for the light post was not able to obtain the raw materials.

The Chairman asked that the operations report include prior year vessel activity for purposes of month-to-month comparison.

f. **Marina Report:** The General Manager said the latest development on the fisheries issue is that management sought the assistance of Department of Land Management to help with the surveying of the delineation points of the Hagatna marina consistent with what was presented to the Board. She said this continues to be a work in progress.

g. **Procurement Report:** Mrs. Alma B. Javier, Procurement Manager presented the following:

1. **RFP No. 12-003 Performance Management Services for Port Cranes** – The deadline to submit a proposal was September 14. There were two respondents to this RFP.
2. **RFP No. 12-004 Risk Management Services** – As directed at the last Board meeting, the risk management services was announced on September 4, 2012; pre-bid meeting on September 1, 2012 and submission deadline on September 25.
3. **IFB No. 12-005 Design/Build GDP Hagatna Marina New Waterline** – An announcement was issued on September 4, 2012; pre-bid meeting on September 13, 2012 and submission deadline on September 25.
4. **IFB No. 12-006 Design/Build Port Security Enhancement Program** – An announcement was issued on August 1, 2012; pre-bid meeting on August 16, 2012 and extension submission deadline on September 28.
5. **IFB No. 12-008 Design/Build Concrete Storm Drain Channel System Repair** – An announcement was issued on September 4, 2012; pre-bid meeting on September 14, 2012 and submission deadline on September 26.
6. **IFB No. 12-007 GDP Hagatna Marina Renovation & Site Improvement, Phase II** – An announcement was issued on August 2, 2012; pre-bid meeting on August 17, 2012 and extension submission deadline on September 12, 2012. Mrs. Javier request for Board's approval to award the construction contract for the Hagatna phase II project.

Mr. Ilao made motion to approve the award contract to Black Construction Corporation for IFB No. 12-007 GDP Hagatna marina renovation and site improvement Phase II, seconded by Mrs. Baleto. The motion was unanimously approved.

The Vice Chairman advised management to publish the announcement of the award for the Phase II project.

As the matter relates and without objections, Mrs. Javier continued to address item d. FY2013 Insurance Coverage of old business.

d. **IFB GSA/PAG-006-12 FY2013 Insurance Coverage:** Mrs. Javier said the procurement solicitation of the insurance coverage for the Port Authority was performed by the General Services Agency (GSA) and as a result, she requested for Board's approval of the FY2013 Insurance Coverage. She advised the Board that the property insurance schedule does not include the POLA cranes as the transfer of title has yet to be completed. She noted that if the POLA cranes become part of port asset, there may be additional premiums to be made.

Ms. Gibson made motion to approve the General Services Agency (GSA) bid award for IFB GSA/PAG-006-12 FY2013 Insurance Coverage to AM Insurance in the amount of \$1,957,484.75 subject to change upon acquisition of POLA cranes, seconded by Mr. Ilao. Those who voted in favor of the motion were the Chairman, Ms. Gibson and Mr. Ilao. The Vice Chairman recused himself due to potential conflict. Director Baleto abstained. The motion on the floor was approved by a majority vote.

Contract Management – Renewal Options

Mrs. Javier mentioned that the following contracts due for option renewal are pending Board action on whether to proceed with such services. These are as follows:

- AM Insurance – October 1, 2012: Broker Services – The General Manager recommended that perhaps AM Insurance services is not necessary at this point as the solicitation has gone through with GSA and has been awarded which would render this service obsolete. There were no objections from the Board.
- PMC Medical Isla – October 6, 2012: Annual physical examinations for port employees as required by the Department of Transportation – Management was advised to proceed forward with the renewal option for PMC Medical Isla services.
- Galaide Services – October 31, 2012: Creative design – The Chairman asked why the Port is outsourcing marketing when there exists a marketing division within the Port. He asked that a synopsis be prepared on the contract services and justify the need for such services.

h. **Safety Report:** Mr. Francisco C. Roberto, Safety Administrator presented the personal injuries and industrial accidents for September 2012 indicating 11 reported and 12 accidents, respectively. He said the Port received an inspection report from U.S. Coast Guard on port facilities that was conducted on September 13, 2012. Overall, the Port did well, however there were few discrepancies found specific to the need to certify the sprinkler system (WH1, WH2, EQMR and CFS); smoking in non-designated areas in the compound; four fire hydrants from F5 thru F6 were found to be not working. Mr. Roberto mentioned that a citation may be issued for smoking in non-designated smoking areas.

VI. OLD BUSINESS

a. **Fiscal Year 2013 Budget Approval:** A brief summary of the fiscal year 2013 budget is as follows:

- Overview: the 2013 budget proposes total operating revenues of \$37.4M and projected to increase to \$41.5M once the crane surcharge is approved by PUC.
- Revenues: the Port implemented the new terminal tariff rates in March 2012. The full year implementation of the new tariff rates and regulations is estimated to provide total

cargo revenue of \$29.9M. This increases the cargo revenues by 8% and the overall revenues by 7% from \$35M in FY2012 to \$37.4M in FY2013.

- Operating Expenses & Expenditures: the Port is positioned to acquire the POLA cranes for \$12M and plans to undertake another \$10M loan for the service life extension wharf projects, top lifters and terminal operating system; overall expenditures \$52.6M.
- Cash Flow Summary: the cash flow reveals that the funds from operation represent 40% of source funds and 55% from cash reserves. Overtime has been reduced by 50%.
- Debt Service Ration Requirement: the current debt service ratio requirement is 1.3. It is calculated by net profit (loss) before depreciation, interest, tax, and amortization divided by principal and interest commitments. The Port currently has \$3.5M loan for the purchase of cargo handling equipments and a pending loan offer of \$12M for the procurement of gantry cranes. The Port also put out a loan service for \$10M for the service life extension repairs of the wharves, a top lifter and terminal operating system. Based on the proposed FY2013 budget, the new profit before depreciation and interest expense without federal reimbursement is \$4.4M and the total principal and interest for the 3 loans is projected at \$2.6M. This results into a debt service ratio of 1.7 which meets the requirement.

In review of the revenue projections, Mrs. Baleto expressed concern that if there are revenues being relied on that is not based on actuals and budgeting against anticipated revenues with no basis would render a deficit. For instance, the crane surcharge is showing a 16% increase in revenue and assuming that cargo throughput does not increase and remains flat lined, and the expenditures is at an increase of 20%, the Port would run deficit. Mr. Jose B. Guevara, Financial Affairs Controller said the new tariff rate was implemented in March 2012, so five months of the beginning of the fiscal year is the lesser rate, seven months of the next fiscal year is the higher rate. It is based on the actual cargo incurred this year, multiplied by current rate which is the basis of the increase. So it is not based on cargo, but on the seven months that is now annualized rather than the five months. Mrs. Baleto requested for more time to review the budget and asked to work with management off-line to address these issues.

After some discussion, the members were leading to authorize an interim budget for the quarter using fiscal year 2012 budget. The General Manager informed the Board of the implications if the desire is to remain with fiscal year 2012 budget. The impact would be that the 'new vacant' positions would not be filled, particularly with the Assistant Operations Manager and the Assistant Maintenance Manager as these positions fall under fiscal year 2013 budget. She mentioned that the filling of these two positions is a directive from the Board at prior meetings. Mrs. Baleto suggested that the funds budgeted for overtime can be used as a funding source and be allocated to support the 'new vacant' position salaries.

The Chairman said although made part of the 'new vacant' positions, he had concerns with the tariff administrator position and did not understand why it is before the Board. He recalled discussions on this issue that rather than filling this position to re-class existing positions accordingly to reflect the additional responsibilities. Ms. Gibson said a tariff administrator position is needed who would be dedicated to prepare projections and forecast. She indicated that the port consultants recommended that the Port have a designated tariff administrator.

Mrs. Baleto made motion to approve an interim budget using mid-year 2012 budget for fiscal year 2013 first quarter to include approval on the 'new vacant' positions totaling five to be funded by overtime monies up to \$151,506.70. The motion was seconded by Ms. Gibson and was unanimously approved.

b. **PUC Matters:** The General Manager said the Public Utilities Commission will hold a meeting on September 25, 2012 which will include port matters relating to a review of the ANZ letter of offer, status report on the petition for Port crane surcharge, and a review of the port insurance agreement. For purposes of filing with PUC, the General Manager requested for Board's approval on Resolution No. 2012-07.

Mr. Ilao made motion to approve Resolution No. 2012-07 relative to approving the Port Authority of Guam's insurance coverage for Fiscal Year 2013, seconded by Mrs. Baleto. Those who voted in favor of the motion were the Chairman, Mr. Ilao and Mrs. Baleto. The Vice Chairman recused himself due to potential conflict. Director Gibson opposed. The motion on the floor was approved by a majority vote.

c. **ANZ-Letter of Offer (Crane), USDA:** The General Manager requested for Board's approval on Resolution No. 2012-06. Mrs. Baleto made motion to approve Resolution No. 2012-06 relative to the approval and acceptance of the Letter of Offer for the \$12 million commercial loan with ANZ Bank for purposes of acquiring POLA Cranes 14, 16 and 17. Motion was seconded by Ms. Gibson and was unanimously approved.

e. **Cementon Micronesia:** The General Manager said a status meeting was held yesterday with representatives of Mobil, Cementon and the Port Authority to discuss the Users Agreement. She said a summary of the meeting was shared with the Board and legal counsel via email. The Chairman understands the efforts in expediting this matter; however, legal counsel advises that the Users Agreement between the Port Authority and Mobil postdates the procurement laws which may affect the procurement of the valves. The General Manager said the management agreement provides a capital improvement clause that allows Mobil to make repairs, purchase parts as well as a cost recovery clause which is in line with the procurement law with regard to time and material. She understands legal counsel's position to pertain to a procurement process that deals with a bid and construction project which is different from purchasing a part and getting reimbursed. The General Manager informed the Board that there is a similar management agreement with another tenant of the Port which includes a cost recovery clause which the Port had recently exercised. Legal Counsel said PMC's are not prohibited by procurement, but there is a procurement method to establish a PMC, similar to the one established for the acquisition of the POLA Cranes which was mandated by the legislature. The General Manager requested to meet with legal counsel to further discuss this matter. The Vice Chairman expressed concern that this issue has been in discussion for quite some time and advised legal counsel and management to look to resolve this issue expeditiously.

f. **KM&T:** Mr. Albert Tsusui, KM&T representative presented a site development plan before the Board that identifies the distance for Navy's concern for security as well as the proposed relocated plan for non-encroachment. Mr. Tsusui shared with the Board a dialogue

between KM&T and Navy representatives in order to help move the KM&T project forward. Information is as follows:

1. Status of the U.S. Coast Guard and Navy concerns of the project: the security at minimum distance from the Navy's occupied facilities; and the dolphin pier location to the U.S. Coast Guard traffic boundary.

Mr. Tsusui said KM&T received a response from the Joint Region Marianas indicating that if there is a lease in place with the Port, Navy would assist in providing any information needed for this project. The other option is for the Port to engage NAVFAC directly or authorize KM&T letter of authorization to do so. He mentioned that KM&T's position is for the Port to engage NAVFAC since M1 property is Port asset. KM&T representative Kaleo Moylan spoke to Port's legal counsel about this matter and Port counsel indicated that he would bring this matter before this Board to provide guidance on how to proceed.

2. Encroachment of Port lease property line on the Navy's property at the seashore embankment

Mr. Tsusui said at the last Port Board meeting Mr. Moylan submitted a drawing showing KM&T engineering's recommendation of relocating Port's lease property line. He said the relocation would not affect the usable leased area for the project and would not lessen the lease cost, however, the solution to satisfy the Navy's concern for encroachment must be provided legally by the Port. Therefore this matter should be directed to the Navy along with PAG's request for responses to the concerns addressed in item 1 above.

As a result, Mr. Tsusui requested for Board guidance on how to approach this issue in order to proceed with the finalization of the lease proposal. He also requested for the Port to provide a cad file in order for KM&T to address the Port's wetland concerns.

The Chairman asked whether the Port engaged with NAVFAC personnel. Mr. Tsusui recalled that Mr. Glenn B. Nelson, Commercial Manager was involved in the initial stages of this project and requested for his assistance. The Chairman advised the General Manager to dispatch management resources to engage NAVFAC directly and in conjunction with KM&T as well. There were no objections.

g. **Port Modernization Program-Implementation Plan:** No new developments to report at this time.

h. **PAG-GFT Contract:** The Chairman said this matter has been discussed at prior meetings and asked for the Board's pleasure on this item. The Vice Chairman said he is waiting for some feedback on this matter. Ms. Gibson requests for a second opinion. Mrs. Baleto said she does not know enough about the issues surrounding this matter. Mr. Ilao mentioned that he has no opposition to the contract. The Chairman called for a motion.

Mr. Ilao made motion to approve the contract between the Port Authority of Guam and the Guam Federation of Teachers, seconded by the Vice Chairman. Those who voted in favor of the motion were the Chairman, the Vice Chairman and Mr. Ilao. Director Baleto abstained. Director Gibson opposed. The motion on the floor was approved by a majority vote.

i. **Travel and Training Repository:** The General Manager said the Port established a Port travel and training repository to allow the information and knowledge gathered by its employees who travel off-island and attend training on island to be shared with all other employees within the agency. The repository is housed within the Port's Human Resources department.

j. **New Carrier Outreach Status:** The Chairman asked whether there is effort to attract businesses to the Port. The Vice Chairman said this matter was discussed at the previous meeting and that because there are many activities going on with the Port: the acquisition of the cranes, the port modernization plan, the approval of the loans; that perhaps it would be easier to outreach once projects start to calm down. The Chairman said that may be true, however, would like for the Marketing division to begin to prepare a plan, sales pitch for Board's review.

The General Manager said the front office in collaboration with other agencies to include the Port is currently devising a plan to market Guam. The Chairman mentioned that in addition to the front office's initiative, would also like for the Port to develop its own plan. The General Manager said she will work with the Marketing division to create a press pack which can be used for the front office's initiative as well.

VII. NEW BUSINESS

a. **IRTB Training and Law Enforcement Rifle/Firearms Instructor Course, September 25-October 26, 2012:** Mrs. Baleto made motion to approve travel authorization for Port Police personnel to attend the IRTB Training and Law Enforcement Rifle/Firearms Instructor Course on September 25 thru October 26, 2012. Motion was seconded by Ms. Gibson and was unanimously approved.

b. **Dredging 2012, October 22-25, 2012:** Mrs. Baleto made motion to approve travel authorization for the Engineer Manager and Engineer Technician II to attend the Dredging 2012: Dredging and Environmental Innovation on October 22-25, 2012 held in San Diego, California. Motion seconded by Mr. Ilao and was unanimously approved.

VIII. EXECUTIVE SESSION

At this time, the members agreed to go into executive session. Executive session commenced at 2:20 p.m. Executive session ended at 2:45 p.m. The Board is now back in regular meeting session.

Items addressed in executive session includes:

- Personnel Matters: General Manager Key Performance Indicators
- PAG-GFT Union
- Employee Salary Increment Process
- Civil Service Commission Case

IX. ADJOURNMENT

There being no further business to discuss, it was moved by Mr. Ilao and seconded by the Mrs. Baleto to adjourn the meeting at 2:45 p.m. The motion was unanimously passed.



MARY MICHELLE GIBSON, Board Secretary, Board of Directors

APPROVED BY:



DANIEL J. TYDINGCO, Chairman, Board of Directors



General Manager's Report

Board of Directors Meeting – October 25, 2012

In addition to the various progress reports contained in today's meeting agenda under Section V. Reports, Section VI. Old Business and Section VII. New Business, I also wish to bring the following Port activities and points of interest to your attention:

Crane Surcharge Outreach Presentations

PAG conducted two presentations on the Crane Surcharge application to the PUC to Port Users and Tenants on October 12 and 16th at the Board Conference Room.

Guam Chamber of Commerce – Maritime Affairs Committee

I attended the October 18th meeting and used the opportunity to discuss not only Port activities but our progress with the crane purchase and application to the PUC for a crane surcharge authorization.

MSC General Annual Meeting

The Micronesian Shipping Commission is holding its Annual meeting October 24 -26 at the Fiesta Resort in Tumon. The Port was invited to report on the modernization plan and other initiatives. John Santos (Operations Manager) and I are participating in the event. The Executive Director, Moses A. Nelson, extends his invitation to the board to stop by if any of you are interested in meeting members of the MSC or discussing mutual points of interest for the Micronesian shipping industry.

Mag Pro Nominations

The Port submitted the following nominations for the Governor's 2012 Mag Pro Awards in the following categories:

- Customer Service Professional of the Year Front Office & Support Services; - 1 nominee
- Employee of the Year (Occupational Sub Category) – 9 nominees
- Supervisor of the Year (Occupational Sub Category) – 2 nominees
- Manager of the Year – 1 nominee
- Project/Program of the year – 1 nominee
- Inspiration and Encouragement – 1 nominee
- Behind the Scenes Award – 1 nominee
- Medal of Valor – 1 nominee
- Community and Volunteerism Award – 1 nominee
- National Recognition Citation – 1 nominee
- Customer Service Team Excellence – 1 nominee
- Department of the Year

The MagPro Awards Ceremony will take place on November 15th.

Port Week Oct 15-19, 2012: Celebrating 37 Port Strong Years

I would like to acknowledge the Port Week Committee and the numerous Port staff who worked diligently to ensure the successful execution of the Port Week events (Karaoke/Billiards; Bowling; Golf; Volleyball; 3 on 3 Basketball). Special thanks to the Chair and Vice Chair for joining us at the Opening Ceremony on October 15th. The Grand Finale was a resounding success, with the highlight being the employee awards ceremony. Attached are copies of the programs that list our awardees this year. Four employees who received employee of the year awards in their respective categories were personally presented Congressional Certificates of Recognition by Congresswoman Madeline Bordallo. Members of our oversight committee (Senators Tom Ada, Judy Guthertz, and Rory Respicio) joined me in presenting and congratulating our awardees at the Gala. The events were indeed a strong show of camaraderie, cooperation, friendship and solidarity in carrying forth the Port mission. Congratulations to all for a successful Port Week Celebration.

Thank you.

Please see attachments to this report.

FEDERAL GRANT/LOANS & LOCAL FUNDING PROGRAMS

FY2012 Port Modernization Plan

Grant Strategy - Monthly Update

As of October 23, 2012

Summary Sheet of Funding/Financing

	On-hand	Expenditures	Remaining Balance	NOTES
Port Modernization				
Loans	\$ 39,000,000.00	\$ -	\$ 39,000,000.00	For Gantry Cranes & Port Modernization Program
Grants	\$ 64,926,816.94	\$ 16,288,843.79	\$ 48,637,973.15	\$48.5M Port Enterprise Fund
Security	\$ 9,338,705.28	\$ 2,494,058.90	\$ 6,843,153.43	
Marinas	\$ 3,984,106.00	\$ 249,000.00	\$ 3,735,106.00	
Grand Totals:	\$ 117,249,628.22	\$ 19,031,902.69	\$ 98,216,232.58	

Applications/Approvals Pending

			NOTES
Port Modernization	\$ 15,000,000.00		No funding through TIGER IV / GEDA/Local Lender for Wharf SLE
Security	\$ -		
Marinas	\$ 300,000.00		
Grand Totals:	\$ 15,300,000.00		

STRATEGIC PLANNING DIVISION - FEDERAL GRANT/LOANS & LOCAL FUNDING PROGRAMS
FY2012 Port Modernization Plan
Grant Strategy - Monthly Update

AS OF October 23, 2012

I. Port Modernization

ITEM	LOAN #	PROJECT NAME	Federal or Local Agency	Notice to Proceed	% Completed	Award Date / End Date	Award Amount	Draw Down Approved	Remaining Balance	STATUS:
FY2006-01	ANZ Guam Inc., Guaranteed Loan	Purchase & Install New/Used Gantry Cranes	ANZ Guam Inc., Guaranteed	9/29/2006	0.0%	9/29/2006 - 9/29/2011 Extension 3/31/2012; Extension requested until 9/30/2012	\$ 5,000,000.00	\$ -	\$ 5,000,000.00	Negotiation approved by BOD, PUC Approves Crane Sales Agreement & Interim Maint. Agreement. ANZ extension granted until 9/14/2012. Pending closing.
FY2006-02	USDA Direct Loan	Purchase & Install New/Used Gantry Crane to replace an Inoperable Gantry Crane	USDA RD CF Direct Loan	9/29/2006	0.0%	9/29/2006 - 9/29/2011 Extension 3/31/2012; Extension requested until 9/30/2012	\$ 2,000,000.00	\$ -	\$ 2,000,000.00	Negotiation approved by BOD, PUC Approves Crane Sales Agreement & Interim Maint. Agreement. ANZ extension granted until 9/14/2012. Pending closing.
FY2006-03	ANZ Guam Inc., Guaranteed Loan	Procurement of 2nd Brand New/Used Gantry Crane	ANZ Guam Inc., Guaranteed	8/20/2007	0.0%	8/20/2007 - Extension requested until 9/30/2012	\$ 7,000,000.00	\$ -	\$ 7,000,000.00	Negotiation approved by BOD, PUC Approves Crane Sales Agreement & Interim Maint. Agreement. ANZ extension granted until 9/14/2012. Pending closing.
FY2010-02	USDA Direct Loan	Port Modernization Plan	United States Department of Agriculture Communities Facilities Program (USDA CF)	10/22/2010	0.0%	10/22/2010 - 10/22/2015	\$ 25,000,000.00	\$ -	\$ 25,000,000.00	Uplands
							\$ 39,000,000.00	\$ -	\$ 39,000,000.00	

**GRAND TOTAL LOANS
FOR MODERNIZATION:**

ITEM	GRANT #	PROJECT NAME	Federal or Local Agency	Notice to Proceed	% Completed	Award Date / End Date	Award Amount	Draw Down Approved	Remaining Balance	STATUS:
FY2008-01	GUAM-CIP-2009-3, GR # pending	Engineering Analyses and Consultations Project for the Jose D. Leon Guerrero Commercial Port Modernization	Department of Interior Office of Insular Affairs (DOI OIA)	09/03/09	94.9%	9/01/09 - 9/01/14	\$ 1,000,000.00	\$ 949,236.01	\$ 50,763.99	
FY2009-01	GUAMA-CIP-2009-1, GR970144	Preliminary Engineering & Environmental Studies for the JDLG Commercial Port Facilities	Department of Interior Office of Insular Affairs (DOI OIA)	06/22/09	98.0%	3/18/2009 - 3/18/2014	\$ 2,000,000.00	\$ 1,960,048.19	\$ 39,951.81	
FY2009-02	GR0706-08-02-08-01	1. Implementation Plan Project No. GR0706-08-02-08-01 MOU Sub-Grantee 2. Protocol Manual	Office of Economic Adjustment (OEA) DoD	11/13/08	93.6%	11/14/2008 - 9/30/2010, extended to 09/30/2011 extended to 03/31/2012, CLOSED	\$ 544,500.00	\$ 509,460.00	\$ 35,040.00	CLOSED. Remaining grant balance reimbursed to General Fund. (6/21/10 memo)
FY2009-03	07-79-06339	Environmental Assessment & A/E Design of Proposed Wharf Modernization of F5, F6, F7 and Container Yard	Economic Development Administration (EDA) & Maritime Administration (MARAD)	04/30/09	100.0%	4/30/2009 - 4/30/2011, CLOSED	\$ 1,687,316.94	\$ 1,687,316.94	\$ -	CLOSED
FY2009-04	GR0706-09-04	Guam Military Complex - Port Fact Finding	Office of Economic Adjustment (OEA) DoD	05/01/09	100.0%	06/08/10 - 12/31/10, extended to 9/30/2011, CLOSED	\$ 2,000,000.00	\$ 1,999,819.00	\$ 181.00	CLOSED

FY2009-05	GR0706-09-08	Port Terminal Preliminary Design, Performance Management Services Benchmarks and Legislative Approval	Office of Economic Adjustment (OEA) DoD	06/01/09	99.1%	06/01/09-12/31/10, extended to 9/30/2011 extended to 09/31/2012 CLOSED.	\$	975,000.00 \$	965,837.24 \$	9,167.75	CLOSED Request for remaining balance was denied. Funds reverted back to grantor.
FY2010-01	Port Enterprise Fund	Port Modernization Plan: (Transfer from DOD to DOT)	DoD to DOT Maritime Administration Agency (MARAD)	09/22/10	4.8%	9/22/2010 - 9/22/2015	\$	48,500,000.00 \$	2,310,670.57 \$	46,189,329.43	Transferred to the Port Enterprise Fund on 09/22/2010, As of 7/2/2012 Dashboard Total Transferred to Project \$50M; Total for Contracts \$48.5M; Total for MARAD Admin \$1.5M. EA Engineering \$2,037,751.02. Pending Contract Obligations \$272,919.55 for TO 007 Prog Mgmt Support, 8/1/2012 Dashboard.
FY2010-02	CLOSED	Procurement of Cargo Handling Equipment	ANZ / USDA Guarantee	08/20/07	100.2%	8/20/2007 CLOSED	\$	3,500,000.00 \$	3,505,986.00 \$	(5,986.00)	4 TILS (2,598,686) 10 Tractors (907,300) USDA Letter of Commitment assigns the \$4.5M to ANZ; however, loan closing documents to date total \$3.5.
FY2010-03	GR0706-10-10	Project Controls and Program Accountability Services	Office of Economic Adjustment (OEA) DoD	10/01/10	62.9%	10/1/2010 - 9/30/2012 Extension approved until 9/30/2013.	\$	750,000.00 \$	472,036.69 \$	277,963.31	TO 12 held in abeyance. Grant extension approved until September 30, 2013.
FY2010-04	Guam-GI-2010-1	Implementation of Programs and Projects Relevant to the Port Modernization Program	Department of Interior Environmental and Related Agencies Appropriations Act 2010 (DOI OIA)	10/25/10	87.9%	9/28/2010 - 9/28/2015	\$	2,000,000.00 \$	1,758,818.93 \$	241,181.07	\$10,317.13 pending reimbursement from DOD/DOI
FY 2011-01	GR0706-11-12	Owner's Agent Engineer Support Services	Office of Economic Adjustment (OEA) DoD		8.6%	4/01/2011 - 3/31/2012 Extension approved - 01/31/2014.	\$	1,970,000.00 \$	169,614.22 \$	1,800,385.78	\$183,342.92 pending reimbursement from OEA. SOW, time and funding amendment request APPROVED.

GRAND TOTAL GRANTS FOR MODERNIZATION: \$ 64,926,816.94 \$ 16,288,843.79 \$ 48,637,973.15

ITEM	GRANT #	PROJECT NAME	Federal or Local Agency	Notice to Proceed	% Completed	Award Date / End Date	Award Amount	Draw Down Approved	Remaining Balance	STATUS:
FY 2013	PROPOSED LOAN/BOND	Wharf Service Life Extension (SLE)	GEDA/Local Lender				\$ 15,000,000.00			PAG working with GEDA on loan financing options for wharf SLE

GRAND TOTAL FOR MODERNIZATION PENDING: \$ 15,000,000.00

II. SECURITY

ITEM	GRANT #	PROJECT NAME	Federal or Local Agency	Notice to Proceed	% Completed	Award Date / End Date	Award Amount	Draw Down Approved	Remaining Balance	STATUS:
FY2007-01	2007-GB-T7-0437	Three (3) Trailer able Fire Pumps w/Monitor Units	The Department of Homeland Security Office of Grants and Training (DHS OG&T)	Purchase Order was issued during 2nd quarter of FY2010	100.0%	10/01/2007 6/30/2012 (close out reporting period 09/30/12)	\$ 540,000.00	\$ 540,000.00		This project will be closed out and reported on September 30, 2012. This specific investment justification (project) funding balance is 0. A final CAPR and FSR will be submitted to FEMA before the end of the month along with the Container Yard Lighting Upgrade Project.

FY2007-02	2007-GB-T7-0437	Container Yard Lights	The Department of Homeland Security Office of Grants and Training (DHS OG&T)	Notice to Proceed given during 2008. However, due to the Port Modernization Plan, this project was put on hold	100.0%	10/01/2007 6/30/2012 (close out reporting period 09/30/12)	\$ 834,016.00	\$ 833,853.32	122.68	All foundational and electrical work is in place. Currently waiting on arrival of poles (ETA - 1st week of October 2012). As soon as poles arrives, they will immediately be erected. Expected completion date is 1st week of November 2012.
FY2008-01	2008-GB-T8-0148	Acquisition of Interoperable Communication Equipment	The Department of Homeland Security Office of Grants and Training (DHS OG&T)	Notice to Proceed was given in early 2009.	99.7%	08/01/2008 01/31/2013	\$ 573,693.97	\$ 571,826.44	1,867.53	As reported on August 20, 2012, this investment justification is complete. The current balance will be used as part of the Port Security Enhancements Project.
FY2008-02	2008-GB-T8-148	Comprehensive Port Wide Video Surveillance System	The Department of Homeland Security Office of Grants and Training (DHS OG&T)	Notice to Proceed given in early 2009.	0.0%	08/01/2008 01/31/2013	\$ 556,326.69	\$ 57,524.16	498,802.53	During the last couple of weeks, several interested offerors submitted RFIs for the Port Security Enhancements Project. In coordination with the Port's OAE PB and through teleconference on Wednesday Sept. 5, 2012, the Procurement Team led by Ms. Alma Javier reviewed all RFIs and completed the answers for eventual dissemination.
FY2009-02	2009-PU-T9-0043	U 2. Access Control/Secured Credentialing System with TWIC Reader Capability	PSGP	03/01/10	5.1%	2/2009 10/31/12	\$ 622,811.62	\$ 31,811.78	590,999.84	1. During the last couple of weeks, several interested offerors submitted RFIs for the Port Security Enhancements Project. In coordination with the Port's OAE PB and through teleconference on Wednesday Sept. 5, 2012, the Procurement Team led by Ms. Alma Javier reviewed all RFIs and completed the answers for eventual dissemination. 2. On September 10, 2012, Port GM submitted the 2nd Request for No Cost Extension for this grant through December 31, 2013; now just waiting on approval.
FY2009-03	2009-PU-T9-0043	U 3. Communication Ductbank Work (formerly Radar/Intrusion Detection System)	PSGP	03/01/10	1.7%	2/2009 10/31/12	\$ 600,832.50	\$ 10,000.00	590,832.50	During the last couple of weeks, several interested offerors submitted RFIs for the Port Security Enhancements Project. In coordination with the Port's OAE PB and through teleconference on Wednesday Sept. 5, 2012, the Procurement Team led by Ms. Alma Javier reviewed all RFIs and completed the answers for eventual dissemination. 2. On September 10, 2012, Port GM submitted the 2nd Request for No Cost Extension for this grant through December 31, 2013; now just waiting on approval.
FY2009-04	2009-PU-R1-0164	Renovation/Upgrade of Existing Port Police Building to Serve as the PAG's Maritime and Port Security Operations Center	President's ARRA Supplemental PSGP	04/12/10	17.6%	09/2009 02/28/13	\$ 910,593.50	\$ 160,539.45	750,054.05	During the last couple of weeks, several interested offerors submitted RFIs for the Port Security Enhancements Project. In coordination with the Port's OAE PB and through teleconference on Wednesday Sept. 5, 2012, the Procurement Team led by Ms. Alma Javier reviewed all RFIs and completed the answers for eventual dissemination.
FY2009-05	W090280-003	To acquire a new fully equipped Emergency Response Vehicle	Guam Homeland Security Office of Civil Defense	09/20/10	100.0%	9/20/2010 07/31/12 (CLOSED)	\$ 50,000.00	\$ 50,000.00	0	Port Police vehicle has been picked up from DPW. The 4WD Ford350 Dooley is now in Port Police possession.

FY2010-01	2010-PU-T0-0080	U1: Command and Control Integration of CCTV Security Surveillance, Access Control/Secured Credentialing, Radar Intrusion/Detection, and TWIC Readers Systems	PSGP	02/10/11	10.6%	06/01/10 05/31/13	\$ 2,257,500.00	\$ 238,463.75	2,017,543.30	During the last couple of weeks, several interested offerors submitted RFIs for the Port Security Enhancements Project. In coordination with the Port's OAE PB and through teleconference on Wednesday Sept. 5, 2012, the Procurement Team led by Ms. Alma Javier reviewed all RFIs and completed the answers for eventual dissemination. 2. On September 10, 2012, Port GM submitted the 2nd Request for No Cost Extension for this grant through December 31, 2013. now just waiting on approval.
FY2011-01	EMW-2011-PU-00200-S01	U1: Upgrade of Emergency Back-up Generators to Support Maritime and Port Security Management and Operations	PSGP	09/01/11	0.0%	09/01/2011 08/31/2014	\$ 867,141.00	\$	867,141.00	Port will be procuring the generators during FY2013. Requisition will be prepared during the first quarter of FY2013.
FY2011-02	EMW-2011-PU-00200-S01	U2: Mobile Cargo and Vehicle CBRNE Detection and Screening System	PSGP	09/01/11	0.0%	09/01/2011 08/31/2014	\$ 1,525,790.00	\$	1,525,790.00	Port will be procuring the mobile container and vehicle inspection system during FY2013. Requisition will be prepared during the first quarter of FY2013.
GRAND TOTAL FOR SECURITY:							\$ 9,338,705.28	\$ 2,494,058.90	\$ 6,843,153.43	

ITEM	GRANT #	PROJECT NAME	Federal or Local Agency	Notice to Proceed	% Completed	Award Date / End Date	Award Amount	Draw Down Approved	Remaining Balance	STATUS:
PENDING FY2012-01		Acquisition of a CBRNE Prevention and Response Watercraft	PSGP	NOT FUNDED			-0-			STATUS QUO: The Port's FY2012 submission to the PSGP was not funded. An After Action Review conducted during the 2012 FEMA National Preparedness Symposium showed that the Port's U made it to the final review. Upon last review by Peer Review Panel, it was determined that based on Port Police Area of Responsibility (AOR) which is only within Apra Harbor, the 33 ft. boat was too much. They recommended to request for a smaller CBRNE watercraft in the next round.

GRAND TOTAL FOR SECURITY PENDING:

\$ -

III. MARINAS

ITEM	GRANT #	PROJECT NAME	Federal or Local Agency	Notice to Proceed	% Completed	Award Date / End Date	Award Amount	Draw Down Approved	Remaining Balance	STATUS:
FY2007-01	GUAM-CIP-2007-1-GR770061	Gregorio D. Perez Marina Actual Renovation & Site Improvements - CMS & Construction of Phase I	Department of Interior Office of Insular Affairs (DOI OIA)	4/9/2009	CLOSED	1/29/2007 - 1/1/2012 CLOSED	\$ 1,516,000.00	\$ 1,455,211.89	\$ 60,788.11	Reprogramming request on remaining balance denied. Funds reverted back to grantor.
FY2010-01	MOU	Repair Dock A, Dock B, Pillings, Water blasting - GOP Marina	Federal Assistance Boating Access Funds - Department of Agriculture	04/28/10	28.1%	Aug 2009 - Sept 2012 Extension APPROVED - 09/30/13.	\$ 744,106.00	\$ 209,000.00	\$ 535,106.00	Dock A Complete - Federal reimbursement totaled \$209,000. Dock B - Pending reimbursement - \$31,073.63. DOCKS A & B Pile Extension - Contract Executed w/ BME & Sonix. DOCK C - Contract Executed with Black Construction.

FY2011-01	Guam-CIP-2011-1	Gregorio D. Perez Marina Actual Renovation & Site Improvements - Phase II	Department of Interior Office of Insular Affairs (DOI OIA)	07/22/11	0.0%	Aug 2011 - August 2016	\$	440,000.00	\$	-	\$	440,000.00	Bid Opening 9/12/2012, lowest bidder Black Construction; Contact agreement pending review by PUC.
FY2011-02	GRANT	Analysis & Development of Management Regime for Small Boat Marinas	United States Department of Agriculture Rural Business Enterprise Grant (RBEGR)	07/02/10	80.0%	Aug 2010 - Dec 2012	\$	50,000.00	\$	40,000.00	\$	10,000.00	PAG received USDA's concurrence to use \$10K balance for the purchase of interactive projection systems and consultant services. Installation scheduled for 10/24/12.
FY2012-01	12-SFF II-01	Agat Marina "Dock A" Repairs	NOAA Commission on Fisheries	10/01/12	0.0%	Sep 11, 2012 - Sep 30, 2013	\$	250,000.00	\$	-	\$	250,000.00	Received Notification of Award from WestPac Fisheries; pending release of funds. One (1) time installation payment by the end of October 2012.
FY2012-02	Guam-CIP-2012-1	Gregorio D. Perez Marina Actual Renovation & Site Improvements - Phase II	Department of Interior Office of Insular Affairs (DOI OIA)	02/22/12	0.0%	Feb 22, 2012 - Feb 22, 2017	\$	2,500,000.00	\$	-	\$	2,500,000.00	Bid Opening 9/12/2012, lowest bidder Black Construction; Contact agreement pending review by PUC.

GRAND TOTAL FOR MARINAS:

\$ 3,984,106.00 \$ 249,000.00 \$ 3,735,106.00

ITEM	GRANT #	PROJECT NAME	Federal or Local Agency	Notice to Proceed	% Completed	Award Date / End Date	Award Amount	Draw Down Approved	Remaining Balance	STATUS:
PENDING FY2013-01		Harbor of Refuge: Anchorage & Moorage Repair A/E Design & Environmental Study	Boating Infrastructure Grant (BIG) Tier I				\$ 100,000.00			State agency to revise application & once all is in order, state agency will submit application through Grants.gov
FUTURE FY2014-01		Harbor of Refuge: Anchorage & Moorage Repair - 29 each	Boating Infrastructure Grant (BIG) Tier II				\$ 200,000.00			Proposed for actual repairs of mooring system

GRAND TOTAL FOR MARINAS PENDING:

\$ 300,000.00

PORT AUTHORITY OF GUAM
Jose D. Leon Guerrero Commercial Port
Finance Division
1026 Cabras Highway, Suite 201
Piti, Guam 96925

10/23/2012

Financial Highlights – YTD September FY 2012

Operating Performance:

- The total Operating revenues as of September 2012 was \$35.3 mil, which consist of \$27.9 mil in cargo revenues and \$7.5 mil in Facilities/Leases/Other Services Revenues. The cargo revenue for FY12 (12 months) is 1.2% higher than last year's total (\$27.5 mil) and 1.0% lower than Budget (\$28.2 mil). The total Facilities/Leases/Other services revenues as of September is 14% lower than LY and 4% higher than Mid Year Budget. The decrease in Facilities/Leases as compared to last year were due to Facility Usage Mobil is down by 14%, Space Rental by 13%, Lease Income-20%, Common Area fee by 16%, Security Surcharge by 17% and Demurrage by 12% as compared to last year's total. The over-all operating Revenue as of September is 1.4% lower than Budget (\$32.4 mil) and 3% less compared to last year YTD September (\$33.0 mil).
The total number of throughput containers handled as of September 30, 2012 is 93K containers, which is 4% lower as compared to LY September total containers of 97K. The total number of container moves (includes overstay, shift and rigged) for FY12 is 100K, which is 5% less than last year (106K).
- Total Operating Expenses as of September FY12 was \$34.6 mil, which is 2.3% higher than Budget and 1.3% lower as compared to last year's total operating expenses(\$35.1 mil). Expense categories that are above the YTD FY12 Budget are as follows: Repairs and Maintenance-13% (\$207K), Utilities-3.5% (\$76.3K), Benefits and other Personnel Cost -16% (\$865K) and Professional Services – 23% (\$222K). The rest of the Expense categories are showing lower than budget, they are as follows: Salaries & Wages-4% (\$535K), Supplies-32% (\$381K), Communications-18% (\$20K) and Contractual Svcs. & Misc. Expense-17% (\$59K).
- Total Overtime as of September 2012 was \$662K, 3% lower than last year September (\$645K) but 91% higher than Mid Year Budget (\$347K). The Direct Labor Revenue as of September was \$1.6 mil, \$970K of the total direct labor revenue is related to Overtime, Premium Pay and Holiday pay. Direct Labor charges are for services performed by Port employees on special service request and work outside of the throughput charge for cargos.
The breakdown of overtime hours for each division/section for FY 12 and FY11 as of September is showing below:

FY 12 OVERTIME STATUS IN HOURS					
Division		FY-11 YTD Sep	FY-12 YTD Sep		
		TOTAL	TOTAL	Variance	%Variance
Harbor Master		638	255	-384	-60%
Port Police		1,402	4,710	3,308	236%
Ocupational & Safety		354	71	-283	-80%
Stevedoring					
Cargo Handling		6,224	4,043	-2,181	-35%
Rigging		390	191	-199	-51%
Terminal		1,482	1,502	20	1%
Transportation					
Superintendent		969	526	-443	-46%
Crane Operators		1,466	1,012	-454	-31%
Equipment Operators		2,821	2,431	-390	-14%
Dispatcher		334	257	-77	-23%
Maintenance					
Crane Maint		4,298	2,294	-2,004	-47%
Preventive Maint		220	187	-33	-15%
Fleet Maint		703	448	-255	-36%
Welders		1,358	712	-646	-48%
Facility Maintenance					
Building		7	88	81	0%
Electrical/Refrigeration		749	1,818	1,069	143%
TOTAL DIVISION/SECTION TOTAL:		23,415	20,545	-2,871	-12%

- The YTD Operating Revenues minus the YTD Operating Expenses resulted to an Operating Income of \$701 thousand as of September 30, 2012.
- The Non Operating Revenues and Expenses consist of the following: \$2.1 mil -Retirement contribution for COLA, Supplemental and Medical/Dental/Life Insurance expenses, \$189K – Interest expense on \$3.5 mil loan, \$3.7 mil- Federal Reimbursements and \$151K in Interest and miscellaneous income. The net total of non operating expenses and revenues as of September is a positive \$1.5 mil.
- The total Net Income as of September is \$2.2 mil.
- Accounts Receivable Trade (net) as of September 30, 2012 is \$5.4 million, which is 4% lower than last year's ending balance . Aging status is as follows: 69%- Current, 9% - over 30 days, 1% - over 60 days, 1% over 90 days and 20% is over 120 days.
- Total Accounts Payable Trade as of September 30, 2012 is \$1.3 million, which is 23% lower than last fiscal year's (2011) to ending balance of \$1.6 million.

**Port Authority of Guam
Income Statement
With Budget Comparison (Unaudited)
12 Months Ending 09/30/12**

Current Month	Actual	%	Last Year	Actual	%	Budget	%	Chng	Year to Date			Last Year to Date			Budget	%	Chng
									Actual	%		Actual	%				
OPERATING REVENUES																	
CARGO THROUGHPUT REVENUES																	
	499,098	15.4	408,404	12.6		527,291		-5.3	5,729,605	16.2	4,949,456	13.7	15.8	6,327,492		-9.4	
	777,764	24.0	855,345	26.4		816,051		-4.7	9,951,527	28.2	10,569,212	29.2	-5.8	9,792,613		1.6	
	48,411	1.5	14,140	0.4		51,901		-6.7	495,782	1.4	1,003,179	2.8	-50.6	622,809		-20.4	
	2,701	0.1	814	0.0		2,716		-0.6	23,136	0.1	11,407	0.0	102.8	32,590		-29.0	
	45,554	1.4	7,455	0.2		25,004		82.2	352,677	1.0	177,595	0.5	98.6	300,045		17.5	
	6,288	0.2	4,188	0.1		4,090		53.7	60,619	0.2	62,505	0.2	-3.0	49,079		23.5	
	2,084	0.1	667	0.0		1,207		72.7	14,287	0.0	67,211	0.2	-78.7	14,484		-1.4	
	1,784	0.1		0.0		140		1,174.4	2,860	0.0	59,025	0.2	-95.2	1,679		0.0	
	8,050	0.2		0.0		4,754		0.0	49,550					57,049		0.0	
	1,391,734	42.9	1,291,014	39.8		1,433,154		-2.9	16,680,043	47.2	16,899,589	46.7	-1.3	17,197,840		-3.0	
OTHER CARGO RELATED REVENUES																	
	2,230	0.1	620	0.0		3,464		0.0	6,992	0.0	680	0.0	928.5			0.0	
	11,398	0.4		0.0				229.0	64,430	0.2	142,087	0.4	-54.7	41,568		55.0	
	170,946	5.3	228,417	7.0		210,750		-18.9	2,555,122	7.2	2,606,013	7.2	-2.0	2,528,995		1.0	
	23,805	0.7	10,754	0.3		8,740		172.4	129,583	0.4	182,294	0.5	-28.9	104,883		23.6	
	385	0.0		0.0		139		0.0	2,441	0.0	2,430	0.0	0.5	1,672		46.0	
	2,671	0.1	2,606	0.1		2,550		4.7	29,218	0.1	30,002	0.1	-2.6	30,601		-4.5	
	6,870	0.2		0.0		4,699		0.0	57,420	0.2		0.0	0.0	56,386		0.0	
	192,444	5.9	93,955	2.9		130,058		48.0	1,586,554	4.5	1,155,921	3.2	37.3	1,560,695		1.7	
	15,727	0.5	10,898	0.3		12,041		30.6	168,665	0.5	132,088	0.4	27.7	144,494		16.7	
	33,634	1.0	24,880	0.8		27,347		23.0	329,443	0.9	351,120	1.0	-6.2	328,160		0.4	
	330,174	10.2	297,774	9.2		335,791		-1.7	4,088,748	11.6	3,939,242	10.9	3.8	4,029,491		1.5	
	42,843	1.3	48,724	1.5		47,731		-10.2	571,145	1.6	598,200	1.7	-4.5	572,772		-0.3	
	13,385	0.4	11,155	0.3		12,849		4.2	164,239	0.5	153,561	0.4	7.0	154,189		6.5	
	113,449	3.5	102,465	3.2		116,583		0.0	1,428,864	4.0	1,350,609	3.7	5.8	1,399,001		0.0	
	959,960	29.6	832,247	25.6		912,742		5.2	11,182,864	31.7	10,644,248	29.4	5.1	10,952,907		2.1	
	2,351,695	72.5	2,123,261	65.4		2,345,896		0.2	27,862,907	78.9	27,543,837	76.1	1.2	28,150,747		-1.0	

Port Authority of Guam
Income Statement
With Budget Comparison (Unaudited)
12 Months Ending 09/30/12

Current Month	Actual	%	Last Year	Actual	%	Budget	Chng	Year to Date				Last Year to Date				
								Actual	%	Budget	Chng	Actual	%	Budget	Chng	
NON OPERATING REVENUES																
FACILITIES																
89,653	2.8		46,182	1.4		71,963		963,507	2.7		1,121,165	3.1		-14.1	863,558	0.0
145,949	4.5		146,996	4.5		167,252		1,953,817	5.5		1,654,257	4.6		18.1	2,007,028	0.0
87,533	2.7		51,581	1.6		112,680	-22.3	1,282,634	3.6		1,473,857	4.1		-13.0	1,352,164	-5.1
172,935	5.3		780,049	24.0		115,874	49.2	1,445,208	4.1		1,809,050	5.0		-20.1	1,390,480	3.9
5,881	0.2		7,313	0.2		7,048	-16.6	FACILITIES COMMON AREA MAINTENANCE	0.2		93,721	0.3		-16.2	84,575	-7.2
3,945	0.1		2,057	0.1		4,308	-8.4	FACILITIES SECURITY SURCHARGE RENT	0.1		56,576	0.2		-13.3	51,694	-5.1
19,456	0.6		20,779	0.6		80,916	-76.0	FACILITIES MARINA REVENUES	0.7		249,807	0.7		-2.4	473,381	-48.5
4,412	0.1		4,502	0.1		4,248	3.9	HARBOR OF REFUGE	0.2		49,242	0.1		8.9	50,973	5.2
163,108	5.0		62,610	1.9			0.0	DEMURRAGE	2.5		994,812	2.7		-11.8	497,613	0.0
692,872	21.3		1,122,070	34.6		564,289	22.8	FACILITIES	19.7		7,502,486	20.7		-7.4	6,771,466	2.6
OTHER FEES & SERVICES																
CLAIMS FEE																
0.0	0.0			0.0					0.0			0.0		0.0		0.0
0.0	0.0			0.0					0.0			0.0		-95.5	(2)	-1,441.5
0.0	0.0		322	0.0				27	0.0		596	0.0		15.6	37,982	-5.1
0.0	0.0			0.0		3,165		36,056	0.1		31,178	0.1		5.4	60,963	-15.4
3,768	0.0		6,470	0.2		5,080		51,582	0.1		48,917	0.1		0.3	308,732	-64.3
10,962	0.3		9,518	0.3		25,727	-57.4	SPECIAL SERVICES	0.3		109,831	0.3		0.6		0.0
15,616	0.5		17,626	0.5				194,957	0.6		209,672	0.6		-7.0		0.0
30,346	0.9		33,937	1.0		33,972	-10.7	OTHER FEES & SERVICES	1.1		400,194	1.1		-1.9	407,675	-3.7
3,074	0.1		650	0.0		930		16,386	0.0		13,290	0.0		23.3		0.0
ADMINISTRATIVE FEES & SERVICES																
REIMBURSEMENTS																
FEDERAL REIMBURSEMENT																
0.0	0.0		(34,331)	-1.1				111,237	0.3		738,354	2.0		0.0		0.0
0.0	0.0			0.0					0.0					0.0		0.0
0.0	0.0			0.0					0.0					0.0		0.0
0.0	0.0			0.0				172	0.0					0.0		0.0
0.0	0.0			0.0					0.0					0.0		0.0
0.0	0.0			0.0					0.0					0.0		0.0
0.0	0.0		(34,331)	-1.1				111,409	0.3		738,354	2.0		0.0		0.0
726,291	22.4		1,122,326	34.6		599,191	21.2	NON OPERATING REVENUES	21.1		8,654,324	23.9		-13.7	7,179,141	4.0
3,077,986	94.8		3,245,587	100.0		2,945,087	4.5	TOTAL REVENUES	100.0		36,198,161	100.0		-2.4	35,329,888	0.0

**Port Authority of Guam
Income Statement
With Budget Comparison (Unaudited)
12 Months Ending 09/30/12**

Current Month Actual	%	Last Year Actual	%	Budget	Chng	INDIRECT COSTS General & Administrative Expen	Year to Date			Last Year to Date			
							Actual	%	Chng	Actual	%	Chng	
(1,184,285)	-36.5	(1,201,027)	-37.0	(1,281,364)	-7.6	Salaries & Wages	(14,972,739)	-42.4	(14,558,535)	-40.2	2.8	(15,692,734)	-4.6
(90,259)	-2.8	(100,966)	-3.1	(100,331)	-10.0	Insured Benefits	(1,162,716)	-3.3	(1,201,343)	-3.3	-3.2	(1,213,260)	-4.2
(345,017)	-10.6	(351,620)	-10.8	(346,371)	-0.4	Retirement Benefits	(4,386,648)	-12.4	(4,113,981)	-11.4	6.6	(4,276,850)	2.6
(20,627)	-0.6	(138,416)	-4.3	(1,667)	0.0	Other Benefits	(1,173,652)	-3.3	(1,190,202)	-3.3	-1.4	(20,001)	5,768
(8,816)	-0.3	(11,754)	-0.4	(4,583)	0.0	Other Personnel Costs	(86,323)	-0.2	(109,932)	-0.3	-21.5	(55,004)	56.9
(9,893)	-0.3	(10,306)	-0.3	(10,362)	0.0	Communications	(103,907)	-0.3	(111,375)	-0.3	-6.7	(124,343)	-16.4
	0.0	0.0	0.0		0.0	Leases/Rentals		0.0		0.0	0.0		0.0
(245,973)	-7.6	(199,257)	-6.1	(180,423)	0.0	Utilities	(2,241,345)	-6.3	(2,232,941)	-6.2	0.4	(2,165,083)	3.5
(152,877)	-4.7	(178,167)	-5.5	(152,877)	0.0	General Insurance	(1,834,528)	-5.2	(1,840,210)	-5.1	-0.3	(1,834,528)	0.0
	0.0		0.0		0.0	Repairs & Maintenance		0.0		0.0	0.0		
(34,456)	-1.1	(25,764)	-0.8	(37,020)	-6.9	Repairs & Maintenance	(295,403)	-0.8	(327,229)	-0.9	-9.7	(447,777)	-34.0
(230,223)	-7.1	(208,699)	-6.4	(100,261)	0.0	Repairs & Maintenance-Subic Cr	(1,582,839)	-4.4	(1,595,829)	-4.4	-2.1	(1,203,133)	29.9
(301,794)	-9.3	(625,208)	-19.3	(308,419)	0.0	Depreciation & Amortization	(3,716,640)	-10.5	(3,350,882)	-9.3	10.9	(3,701,030)	0.4
(117,707)	-3.6	(117,373)	-3.6	(4,494)	0.0	Damage, Shortage, Writedown &	(150,188)	-0.4	(158,960)	-0.4	-5.5	(53,926)	178.5
(149,997)	-4.6	(259,931)	-8.0	(105,704)	41.9	Supplies	(955,449)	-2.7	(1,358,114)	-3.8	-29.6	(1,294,546)	-26.2
(5,416)	-0.2	(15,972)	-0.5	(2,516)	0.0	Miscellaneous	(29,886)	-0.1	(36,766)	-0.1	-18.7	(30,197)	0.0
	0.0	0.0	0.0		0.0	Advertising		0.0	(360)	0.0	-100.0		
(32,539)	-1.0	(55,788)	-1.7	(39,304)	0.0	Agency & Management Fees	(450,545)	-1.3	(435,093)	-1.2	3.6	(471,649)	-4.5
(293,670)	-9.0	(564,768)	-17.4	(80,745)	263.7	Professional Services	(1,235,746)	-3.5	(2,215,807)	-6.1	-44.2	(968,927)	27.5
	0.0	0.0	0.0	(800)	0.0	Contractual Services	(7,735)	0.0	0.0	0.0	0.0	(9,604)	0.0
(18,473)	-0.6	(18,586)	-0.6	(12,194)	51.5	Other Contractual Services	(95,240)	-0.3	(131,567)	-0.4	-27.6	(152,335)	-37.5
(30,025)	-0.9	735	0.0	(10,467)	0.0	Other Expenses	(168,210)	-0.5	(117,326)	-0.3	43.4	(125,601)	0.0
	0.0	0.0	0.0		0.0	Earthquake Expense	257	0.0	0.0	0.0	0.0		
	0.0	0.0	0.0		0.0	Typhoon Expense		0.0	0.0	0.0	0.0		
	0.0	0.0	0.0		0.0	Earthquake Expense		0.0	0.0	0.0	0.0		
(3,272,047)	-100.8	(4,062,867)	-125.8	(2,779,902)	17.7	General & Administrative Expen	(34,629,483)	-98.0	(35,086,452)	-96.9	-1.3	(33,840,528)	2.3

**Port Authority of Guam
Income Statement
With Budget Comparison (Unaudited)
12 Months Ending 09/30/12**

Current Month	Last Year			Budget	% Chng	OPERATING INCOME (LOSS)	Year to Date			Budget	% Chng	Last Year to Date	% Chng
Actual	%	Actual	%				Actual	%	Actual				
(194,061)	-6.0	(837,280)	-25.8	165,185	-217.5	OTHER INCOME (EXPENSE)	701,151	2.0	1,111,709	1,489,360	-36.9		
						0.0 Other Income & Expense		0.0					
	0.0		0.0	4,178	0.0	0.0 Other Income	29,249	13.0		50,139	0.0		
	0.0		0.0		0.0	0.0 Interest Income		0.0			0.0		
34,988	1.1	136,665	4.2	12,131	0.8	0.0 Interest Income	151,074	0.4			0.0		
(16,491)	-0.5	(35,198)	-1.1	(17,391)	0.8	0.0 Interest Expense-USA	(189,221)	-0.5	531,323	145,570	-71.6		
	0.0	(700,000)	-21.6		0.0	0.0 Other Expense	5	0.0	(202,910)	(208,691)	-6.7		
(177,007)	-5.5	(182,143)	-5.6	(177,720)	0.0	0.0 Retirement Govt Contribution	(2,128,733)	-6.0	(700,000)	(1)	-100.0		
101,852	3.1	742,882	22.9	316,085	0.0	0.0 Federal Reimbursement	(2,221,808)	-6.1	(2,221,808)	(2,132,643)	-4.2		
(1,424)	0.0	(60,358)	-1.9	(5,604)	0.0	0.0 Federal Expenses	3,698,722	10.5	4,413,323	3,784,399	-16.2		
	0.0	(219,067)	-6.7	(9)	0.0	0.0 Gain <Loss> on Asset Disposals	(106,576)	-0.3	(186,654)	(67,250)	-42.9		
							(754)	0.0	(245,599)	(112)	-99.7		
(58,082)	-1.8	(317,219)	-9.8	131,670	-144.1	Other Income & Expense	1,453,767	4.1	1,387,675	1,571,411	4.8		-7.5
(58,082)	-1.8	(317,219)	-9.8	131,670	-144.1	OTHER INCOME (EXPENSE)	1,453,767	4.1	1,387,675	1,571,411	4.8		-7.5
(252,142)	-7.8	(1,154,499)	-35.6	296,855	-184.9	NET INCOME (LOSS)	2,154,917	6.1	2,499,384	3,060,771	6.9		-29.6

	Current	Amounts Last Month End	Last Year End	This Month	Change This Year
Deferred Revenues	186,039.99	38,230.99	210,462.82	147,809.00	24,422.83-
Accrued Expenses					
Accrued Payroll	321,687.27	291,578.19	344,200.88	30,109.08	22,513.61-
Accrued Vacation Pay-Current	940,610.15	1,030,377.62	856,941.61	89,767.47-	83,668.54
Accrued Vacation Pay-Deferred					
Accrued Earthquake Cost					
Accrued Extra/Supplemental					
Accrued Workers' Comp Cost					
Accrued Medicare Tax	15,339.54	15,339.54		9,990.00	15,339.54
Accrued Federal Grant	9,990.00			857.69	9,990.00
Accrued Insurance Payables	4,618.04	3,760.35	1,100.70	10,266.82	3,517.34
Employee Deductions Payable	128,628.62	118,361.80	117,807.97		10,820.65
Withholding Tax Payable	15,332.17-	15,332.17-			15,322.17-
Credit Union					
Accrued Miscellaneous Deductio					
Accrued Death & Disability Ins					
Retirement Contributions					
Deferred Compensation Plan Pay					
Accrued Expenses	1,405,551.45	1,444,095.33	1,320,051.16	38,543.88-	85,500.29
Security Deposits					
Security Deposits - Space Lease	93,566.71	93,902.49	109,779.29	335.78-	16,212.58-
Security Deposits - Marinas	23,234.40	23,536.90	22,461.90	362.50-	773.50
Security Deposits	116,801.11	117,499.39	132,241.19	698.28-	15,440.08
Capital Lease Obligations- Cur					
Caplt Lease Obligations-Curren					
Capital Lease Obligations- Cur					
Other Current Liabilities					
Reserve Shortage/Property Dama					
Lease Payable - GEDA					
Other Current Liabilities					
Current Liabilities	5,233,252.27	4,358,520.34	6,445,377.34	874,731.93	1,212,125.07-
Non Current Liabilities					
Long Term Accrued Expenses					
Unfunded Retirement Contributi					
Accrued Vacation Pay-Long Term	449,966.98	524,619.64	524,619.64	74,652.66-	74,652.66-
Accrued Sick Lve(DC)-Long Term	1,105,722.30	1,028,940.65	1,028,940.65	76,781.65	76,781.65
Long Term Accrued Expenses	1,555,689.28	1,553,560.29	1,553,560.29	2,128.99	2,128.99
Capital Lease Obligations					
Capital Lease Obligations					
Capital Lease Obligations					
Long Term Loan Payables					

	Current	Amounts Last Month	Last Year End	This Month	Change	This Year
AccDeprec-Shop Equip	183,566.05	182,680.10	172,464.83	885.95		11,101.22
AccDeprec-Tractors	1,088,400.47	1,074,909.64	926,510.51	13,490.83		161,889.96
AccDeprec-Vehicles & Motor Equ	1,477,107.98	1,473,407.84	1,244,105.50	3,700.14		53,002.48
Accumulated Depreciation-Furni	16,021,559.44	15,840,616.48	13,714,657.21	180,942.96		2,306,902.23
Capital Leases						
Capital Leases						
Capital Leases						
Accumulated Amortization-Capit						
AccAmort-Capital Leases						
Accumulated Amortization-Capit						
Property, Plant & Equipment	49,575,611.66	49,751,132.36	50,884,481.80	175,520.70		1,308,870.14
Total Assets	81,158,967.21	80,699,825.26	80,389,679.27	459,141.95		769,287.94
Total Liabilities & Capital						
Current Liabilities						
Accounts Payable						
Accounts Payable Custom						
Accounts Payable GSA						
Accounts Payable Others	2,089,413.42	2,234,058.51	2,984,047.29	144,645.09		894,633.87
Accounts Payable Trade	1,268,553.81	531,686.08	1,637,151.77	736,867.73		368,597.96
Received Not Vouchered	1,200.81	20,722.51		21,923.32		1,200.81
Accounts Payable	3,359,168.04	2,745,022.08	4,621,199.06	614,145.96		1,262,031.02
Current Loan Payable						
Current ANZ (USDA) Loan Payabl	165,691.68	13,672.55	144,144.11	152,019.13		21,547.57
Current Loan Payable	165,691.68	13,672.55	144,144.11	152,019.13		21,547.57
Due to Public Utilities						
Due to GPA						
Due to GTA						
Due to GWA						
Due to Public Utilities						
Accrued Interest Payable						
Accrued Interest Payable			17,279.00			17,279.00
Accrued Interest Payable			17,279.00			17,279.00
Deferred Revenues						
Deferred Income - GEDA	61,769.01	61,769.01	58,723.74	135,278.19		120,492.75
Deferred Revenues -Leases	235,278.19	100,000.00	143,420.74	9,851.81		91,857.45
Deferred Revenues Marinas	9,851.81		8,272.30	2,679.00		1,579.51
Deferred Revenues	2,679.00		46.04			2,632.96

	Current	Amounts Last Month End	Last Year End	This Month	Change	This Year
Land						
Land-Cabras	3,563,000.00	3,563,000.00	3,563,000.00			
Land	3,563,000.00	3,563,000.00	3,563,000.00			
Buildings						
Buildings-Original	17,094,797.53	17,094,797.53	17,094,797.53			
Buildings-Substation Shelters	55,803,333.99	55,803,333.99	53,597,279.85			2,206,054.14
Buildings-Wharf Improvements	72,898,131.52	72,898,131.52	70,692,077.38			2,206,054.14
Buildings						
Accumulated Depreciation-Build						
AccDeprec-Buildings-Original	16,410,276.76	16,407,781.81	16,379,471.51	2,494.95		30,805.25
AccDeprec-Buildings-Sub Shelter	22,812,230.64	22,693,874.29	21,450,959.03	118,356.35		1,361,271.61
AccDeprec-Buildings-Wharf Impr	39,222,507.40	39,101,656.10	37,830,430.54	120,851.30		1,392,076.86
Accumulated Depreciation-Build						
Furnishings & Equipment						
Air Tools	488,574.71	488,574.71	488,574.71			
Communications Equip	1,184,335.92	1,139,422.39	1,139,422.39	45,283.53		48,229.53
Computer Equip	17,307,263.38	17,307,263.38	17,307,263.38	7,980.95		30,239.38
Crane Equip	1,436,263.18	1,428,282.23	1,428,282.23			12,644.95
Furnishings & Office Equip	1,472,124.00	1,472,124.00	1,472,124.00			
Forklift Equip	3,159,937.31	3,159,937.31	3,159,937.31			
Gantry 3 Relocation Cost	271,200.00	271,200.00	271,200.00			
Generator Sets	10,788.72	10,788.72	10,788.72			
Hand Tools	1,995.00	1,995.00	1,995.00			
Load & Unload Equip	1,074,860.63	1,074,860.63	1,058,862.63	207.00		15,998.00
Mowing Equip	12,974.46	12,974.46	12,974.46			
Other Equip	261,702.70	258,893.62	257,746.75	2,809.08		3,955.95
Power Tools	2,051,725.97	2,051,725.97	2,051,725.97	69,993.00		72,987.00
Safety Equip	623,701.00	553,708.00	550,714.00			
Shop Equip						
Tractors						
Vehicles & Motor Equip						
Furnishings & Equipment	28,358,546.98	28,232,273.42	28,174,492.17	126,273.56		184,054.81
Accumulated Depreciation-Furni						
AccDeprec-Air Tools	144,822.65	139,006.64	75,026.13	5,816.01		69,796.52
AccDeprec-Communications Eqt.	986,659.53	982,336.46	928,416.07	3,823.07		58,443.46
AccDeprec-Computer Equip	8,017,130.17	7,886,248.98	6,456,416.58	130,164.19		1,560,436.59
AccDeprec-Crane Equip	214,525.91	210,250.13	199,573.76	3,880.48		48,210.85
AccDeprec-Furnishings & Office	3,159,937.31	3,159,937.31	3,159,937.31	7,669.96		82,039.52
AccDeprec-Forklift Equip	3,159,937.31	3,159,937.31	3,159,937.31			103,583.17
AccAmort-Gantry 3 Relocation C	10,592.42	10,592.42	10,592.42	1,506.64		18,079.68
AccDeprec-Generator Sets				16.52		198.24
AccDeprec-Hand Tools						
AccDeprec-Load & Unload Equip	1,995.00	1,995.00	1,995.00			
AccDeprec-Mowing Equip	605,263.88	596,954.31	476,215.16	9,898.10		129,027.70
AccDeprec-Other Equip				91.07		1,092.84
AccDeprec-Power Tools						
AccDeprec-Safety Equip						

	Current	Amounts Last Month End	Last Year End	This Month	Change	This Year
Marina Receivables	41,199.49	41,386.15	48,832.23	186.66	7,632.74	
Interest Receivables						
Bank of Guam						
Bank of Hawaii						
Bank Pacific						
Citic Bank						
Citizens Security Bank						
First Hawaiian Bank						
GovGuam Emp Fed Credit Union						
Oceanic Bank						
Other						
Interest Receivables						
Prepaid Expenses						
Prepaid Insurance	37,945.48	305,754.74	139,108.73	305,754.74	101,163.25	
Prepaid Expenses		77,143.98		115,089.46		
Prepaid Expenses	37,945.48	228,610.76	139,108.73	190,665.28	101,163.25	
Deferred Expenses						
Deferred Geda Addendum L/Lease						
Credit Note Reimbursement						
Deferred Expenses						
Current Assets	15,267,666.96	14,890,748.71	15,859,425.58	376,918.25	591,758.62	
Non Current Assets						
Long Term Receivable	2,258,190.48	2,258,190.48	2,258,190.48			
Long Term Receivable-DOA	1,490,449.90	1,490,449.90	1,490,449.90			
Long Term Receivable-Geda	3,748,640.38	3,748,640.38	3,748,640.38			
Allow for Uncollectible Lt A/R						
Long Term Receivable						
Gas, Oil and Diesel Inventory	2,955.08	2,955.08	237,114.95	4,492.67	2,955.08	
Supplies Inventory	201,654.44	197,161.77	1,543.16		35,460.51	
Contra-Asset Inventory Adj.	1,676.68	1,676.68	111,700.25		133.52	
Allowance for Obsolescence	67,196.73	67,196.73			44,503.52	
Inventory for Survey						
Inventory	135,736.11	131,243.44	123,871.54	4,492.67	11,864.57	
Work In Progress						
Const Work in Progr-Local	1,518,813.86	1,392,122.89	486,384.98	126,690.97	1,032,428.88	
Const Work in Progr-Federal	14,661,138.62	14,534,577.86	13,035,515.37	126,560.76	1,625,623.25	
Work In Progress	16,179,952.48	15,926,700.75	13,521,900.35	253,251.73	2,658,052.13	
Non Current Assets	16,315,688.59	16,057,944.19	13,645,771.89	257,744.40	2,669,916.70	
Property, Plant & Equipment						

	Current	Amounts Last Month End	Last Year End	This Month Change	This Year
Total Assets					
Current Assets					
Cash on Hand	2,000.00	2,000.00	2,000.00		
Petty Cash Fund	100.00	100.00	100.00		
Cashier Change Fund					
Cash on Hand	2,100.00	2,100.00	2,100.00		
Incentive Award Fund					
First Hawaiian Bank-Incentive					
Incentive Award Fund					
Cash in Bank					
First Hawaiian Bank	788,960.62	224,613.62	270,214.37	564,347.00	1,059,174.99
Bank of Guam					
Bank of Hawaii	1,775,440.12	1,615,093.56	1,004,732.56	160,346.56	770,707.56
Citizen Security Bank					
Cash in Bank	986,479.50	1,390,479.94	1,274,946.93	404,000.44	288,467.43
Short Term Investments					
Bank of Guam	2,520,199.18	1,157,307.95	2,301,005.65	1,362,891.23	219,193.53
Citizen's Security Bank					
First Hawaiian Bank					
BankPacific	6,707,620.88	6,701,905.43	7,132,315.41	5,715.45	424,694.53
Citibank					
Bank of Hawaii					
Oceanic Bank					
Gov Guam Employees Fed CU					
Short Term Investments					
Account Receivable-Trade (Net)	9,227,820.06	7,859,213.38	9,433,321.06	1,368,606.68	205,501.00
Accounts Receivable-Trade	5,368,411.49	5,723,522.48	5,594,018.05	355,110.99	225,606.56
Allow for Uncollectible Acct.	1,071,565.06	1,009,503.85	1,141,114.14	62,061.21	69,548.08
A/R-Clearing Account					
Account Receivable-Trade (Net)					
Accounts Receivable-Other	4,296,846.43	4,714,018.63	4,452,903.91	417,172.20	156,057.48
Accounts Receivable-DOA					
Accounts Receivable-DOA	826.91	866.91	975.21	40.00	148.30
Accounts Receivable-Employee					
Accounts Receivable-FEMA Reimb					
Accounts Receivable-GEDA/Casam	674,449.09	654,072.94	507,237.51	20,376.15	167,211.58
Accounts Receivable-Other					
Accounts Receivable-Ins Procee					
Accounts Receivable-Other					
Accounts Receivable-Other	675,276.00	654,939.85	508,212.72	20,336.15	167,063.28
Marina Receivables					
Accounts Receivable-Agat Marin	26,272.39	25,667.14	33,361.09	605.25	7,088.70
Accounts Receivable-GDP Marina	5,060.67	4,410.04	33,216.95	650.63	1,544.12
Accounts Receivable-Harbor of	9,866.43	11,308.97	11,954.55	1,442.51	2,088.16

	Current	Amounts	Last Year End	This Month	Change	This Year
LT-ANZ (USDA) Loan Payable 3.5	3,035,317.42	3,200,893.93	3,210,950.53	165,576.51		175,633.11
Long Term Loan Payables	3,035,317.42	3,200,893.93	3,210,950.53	165,576.51		175,633.11
Non Current Liabilities	4,591,006.70	4,754,454.22	4,764,510.82	163,447.52		173,504.12
Capital Contributions & Equity						
Contributions-Local Government	3,563,000.00	3,563,000.00	3,563,000.00			
Contributions-Land	483,688.19	483,688.19	483,688.19			
Contributions-Property & Equip	13,413,670.45	13,413,670.45	13,413,670.45			
Contributions-General Fund	100,000.00	100,000.00	100,000.00			
Contributions-G.E.P.A.	7,000.00	7,000.00	7,000.00			
Contributions-PAG (Portion of						
Contributions-Local Government	17,567,358.64	17,567,358.64	17,567,358.64			
Contributions-Federal Government	10,321,126.26	10,321,126.26	10,321,126.26			
Contributions-U.S. Govt Rehab	1,492,676.57	1,492,676.57	1,492,676.57			
Contributions-Economic Develop	6,508,875.60	6,508,875.60	6,508,875.60			
Contributions-U.S. Department	53,763.30	53,763.30	53,763.30			
Contributions-U.S. Govt-Fema						
Contributions-Federal Governme	18,376,441.73	18,376,441.73	18,376,441.73			
Accumulated Earnings	22,953,260.99	22,953,260.99	22,953,260.99			
Accumulated Earnings (Deficit)	10,282,724.75	10,282,724.75	10,282,724.75			
Accumulated Earnings	33,235,985.74	33,235,985.74	33,235,985.74			
Net Earnings (Loss)	2,154,922.13	2,407,064.59	5.00	252,142.46		2,154,917.13
Capital Contributions & Equity	71,334,708.24	71,586,850.70	69,179,791.11	252,142.46		2,154,917.13
Total Liabilities & Capital	81,158,967.21	80,699,825.26	80,389,679.27	459,141.95		769,287.94

Port Authority of Guam
Accounts Payable Summary

Page
Date
AS Of

1
10/23/12
09/30/12

Number	Supplier Name	Phone Number	Co	Balance	Open	Current	Aging	91	120	Over 120
							46	60	61	
14222	Assoc. of Governme	671 472-7351	00050	1400.00						1400
13627	Association of Pa	360 352-5345	00050	2000.00		2000				
14960	ACC-AIR	671 734-8235	00050	2002.00		2002				
14337	ALAN SEARLE & ASS	671 447-4707	00050	3166.00		3166				
11674	AM Insurance	671 477-2632	42MON	63250.03		42167	21083			
14940	Baleto, Christine	-	00050	50.00		50				
14841	Benito, Michael T	671 477-7562	00050	3824.77		3825				
11768	Benson Guam Enter	671 646-5058	00050	325.35		325				
12239	Best American Too	671 646-4864	00050	384.58		384				294
11770	Black Constructio	671 472-6816	00050	5933.54		5939				
13174	Calvos Select Car	671 472-6816	00050	5938.55		1029				
12279	Carpet Masters	671 647-1471	00050	3379.52		3380				
11831	Cash	-	00050	3250.00		3250				
12283	Cheers Travel	671 633-3026	00050	554.10		554				
7131	Commercial Tire C	671 633-3026	00050	20.00		20				
12750	Corpro Companies	858 824-1998	00050	50.00		50				
14591	Cruz, Patricia B.	671 637-1687	00050	43884.53		43885	18			1677
13935	D.S.Y. Corporatio	671 969-7314	00050	1426.53		269				
13914	Dacanay, Mike	671 647-3674	00050	92.26		92				
11148	Dept. Rev. & Tax (W	972 608-6120	00050	133.75		134				
13603	DHL Express (USA)	671 477-5931	EXT30	3152.59		3153				
1685	DUNAS, MARGRET N	671 648-1406	00050	1400.00		1400				
14763	Fastenal Company	800 553-2663	00050	275.00		275				1400
14372	Federal Reserve B	671 647-5003	00050	793.50		794				
9806	Felix, Christophe	671 649-9782	00050	1469.42		1469				
9030	Foremost Crystal	671 646-3448	00050	50.00		50				
14734	Galaide Group	-	00050	6.20		6				
14865	Gibson, Mary Mich	-	00050	28.87		29				
11447	Gov't of Guam Ret	-	00050	19.02		19				
13737	Gov't of Guam Ret	-	00050	1787.05		1787				
11455	Gov't of Guam Ret	-	00050	13301.76		13302				
11130	Government of Gua	-	00050	970.14		970				
7747	Guahan Waste Cont	671 649-5183	00050	127008.22		127008				
8791	Guam Financial Co	671 472-3320	00050	970.14		970				
14507	Guam Home Center	671 632-4442	00050	8986.82		8987				
7851	Guam Power Author	671 565-2909	AGAT	37665.00		37665	150			178281
12126	Guam Waterworks A	671 647-7800	ROSE	1270.80		1270				
12044	GEMCCO	671 649-7200	7000	1459.16		1459				
14920	Heavy Equipment P	671 688-8401	00050	30495.70		30496				
14320	Home Depot (Rhe)	671 648-0401	00050	1562.30		1562				
14360	Huhtec Internatio	671 472-3315	MARY	1568.31		1568				
9187	Hydra-Air Pacific	671 649-5843	5844N	5555.58		5555				
9152	HFP Industrial Pr	671 647-0345	00050	6539.58		6540				
13092	I Connect	671 888-8888	88875	50.00		50				
14839	Ilaio, Eduardo R.	-	00050	176.54		177				
8889	Internal Revenue	-	00050	7684.33		7684				
11830	Iris Ltd.	310 541-4000	00050	13370.00		13370				
13314	Island Certs Gua	671 653-5501	64923	2300.65		2301				
9224	Island Equipment	671 646-0526	75654	2118.11		2118				
12768	IBM Corporation	808 597-9579	CATHY	765.00		765				
14514	ICON Corporation	671 687-4266	00050	1253.80		1254				
9291	J.V. Internationa	671 646-9524	9540	99.59		100				
9312	Jack Peters & Com	671 646-1241	7349A	950.00		950				
9275	JMI-Industrial Sy	671 646-1256	6400							

Port Authority of Guam
Accounts Payable Summary

Page
Date
As Of

10/23/12
09/30/12

Number	Supplier Name	Phone Number	Co	Balance Open	Current	46	60	61	90	Aging 91 - 120	Over 120
13982	JOHNSTONE SUPPLY	649-0581	00050	774.00	774						
13904	JWS Refrigeration	646-76625310N	00050	781.00	781						
11786	K-M Universal Pci	671 646-1851EDDIE	00050	1240.83	1241						
11888	Kings Auto Parts	671 472-81423JOEO	00050	1343.64	1344						
9339	Lab Safety Supply	800 356-0783	00050	11.00	11						
13333	M.D. Crisostomo	671 637-2565	00050	5552.75	5553						
10161	Macris George Dr	671 637-4179	00050	137.50	138						
11767	Matson Navigation	671 475-59812	00050	368451.07	189509						178942
11329	Metabvte	671 649-96389698	00050	3578.24	3578						
10188	Mig-Pac Far East	671 632-516051695	00050	2809.08	2809						
10250	Morrice Equipment	671 649-1947ERANK	00050	2887.35	2887						
13909	MARIANAS VARIETY	671 649-1924CAROL	00050	160.00	160						
10330	Napa Auto Parts	671 637-664271416	00050	513.17	513						
14711	National Trading	671 647-1883	00050	113.00	113						
14450	Net PC Guam	671 646-61316380	00050	8555.00	8555						
10399	Oceanic Lumber I	671 646-91113MYLE	00050	9160.20	9160						
12034	Office of the Att		00050	12957.13			1057				12957
13966	Pacific Human Res	671 637-690678	00050	1532.84	476						
11515	Paintco Incorpora	671 472-77707771	00050	63.54	64						
14197	Parsons Brinckerh	671 988-4554MATTH	00050	214430.57	214430						
14311	Public Utilities	671 472-1907	00050	43863.71	23506					2101	4955
17319	PAC Goodwill & Mo	671 477-5931	00050	5000.00	5000						
17321	PAC Warehouse	671 477-5931	00050	718.00	718						
14312	PMC Isla Health S	671 647-6201	00050	3655.00	3655						
12301	Rainbow Supply C	671 649-6000	00050	914.93	915						
10321	Reaction Supply C	671 472-5651	00050	3187.75	30952						236
17983	Safety Saf System	671 649-6440DAVE	00050	386.13	386						
13926	Security Police	671 649-0739	00050	300.00	300						
13024	Standard Insuranc	671 472-8871OPERA	00050	22327.26	22327						
14894	STANDARD INSURANC	671 472-8871OPERA	00050	22327.26	22327						18
11076	Ten-Tak Supply	671 642-5666KINDA	00050	24.05	240						
11076	Ten-Tak Supply	671 642-5666KINDA	00050	24.05	240						
11332	Tobys Furniture	671 633-88867	00050	1367.00	1367						
17361	Treasure of Guam	671 646-36002KENR	00050	5384.08	5384						
17201	Tribe Ent..lls	671 565-2300	00050	69993.00	69993						
14315	Tristar Terminals	671 638-8133CHRIS	00050	31120.12	31120						486
11319	Tsang Brothers Co	671 638-8133CHRIS	00050	243.50	244						
14870	Tyding Co, Daniel	671 649-6132LIZ	00050	50.00	50						
12374	United Fire	671 649-6132LIZ	00050	28972.00	28972						
11523	United Enviro nmen	671 565-3151LEROY	00050	200.00	200						
11736	V.Angoco Truck	671 565-2355	00050	828.00	828						
13350	Western Pacific E	671 632-3532	00050	1853.36	1853						
11350	Workers Compensat		00050	25436.79			14685				10752
17253	Xerox Corporation	671 477-94569495	00050	3705.00	3705						
00050	Port Authority of Guam			1317650.69	841769		36825		13738	2817	422502
	Grand Total			1317650.69	841769		36825		13738	2817	422502

Port Authority of Guam
Accounts Payable SummaryPage
Date
As Of- 10/23/12
- 09/30/12

3

Number	Supplier Name	Phone Number	Co	Balance Open	Current	46 -	60	61 -	90	Aging	91 -	120	Over 120
			00050	1317650.69	841769	36825	36825	13738	13738	2817	2817	422502	422502
Grand Total				1317650.69	841769	36825	36825	13738	13738	2817	2817	422502	422502

PORT AUTHORITY OF GUAM
Aging Summary Report
As of September 30, 2012

Account Number	Customer Name	Balance Open	Current	Days Aging			Last Paid		Remarks
				Over 90	Over 60	Over 30	Amount	Date	
10225	Mobil Oil Guam, Inc.	\$ 493,708.50	\$ 83,653.00			\$	\$ 410,055.00	10/05/12	CIP rebate \$299k (overdeducted from rev) Accr mgr comp \$191k to offset; Payment of \$166k to date.
7376	Molson Navigation Co.	\$ 2,285,896.33	\$ 2,046,839.00	\$ 15,402.00	\$ 785.00	\$	\$ 222,775.00	10/18/12	Payment of \$5.2k to date.
7350	C.I.S.I.	\$ 1,184,157.87	\$ 658,966.00	\$ 353,652.00	\$ 5,496.00	\$	\$ 166,044.00	10/11/12	Payment of \$87k to date.
7384	Marianas Steamship Agencies	\$ 324,969.14	\$ 249,905.00	\$ 235.00	\$ 410.00	\$	\$ 65,504.00	10/19/12	Payment of \$36k to date.
7931	International Bridge Corp.	\$ 36,993.57					\$ 36,994.00	07/14/11	Account forwarded to Legal; Gathering letters for legal action.
7413	Seabridge Inc.	\$ 93,433.78	\$ 24,697.00	\$ 35,333.00	\$ 593.00	\$	\$ 31,340.00	09/20/12	Payment of \$20k to date. 10-22 called Bella of Seabridge and demanded payment. She'll come up this afternoon-made payment of \$15k and will pay again next wk.
14405	KVOG Broadcasting/MCS, LLC.	\$ 34,070.90	\$ 45.00	\$ 1,290.00	\$ 1,290.00	\$	\$ 30,156.00	10/21/10	6/6 2nd notice sent out; needed to follow up w/Comm. Dept. before sending promissory note
14602	JRC Maritime Services	\$ 26,945.24					\$ 26,945.00	08/31/12	financial hardship/make monthly pymt's of \$1k to aging acts.
12400	Renolith Resources	\$ 15,607.97	\$ 341.00				\$ 15,267.00	10/03/12	Awaiting term. Fact sheet from Commercial to credit. lease taken over by IP&E, but according to Mr. Nelson this was a transfer therefore shouldn't have receivables and may need to be adjusted.
7106	Shell Guam, Inc.	\$ 17,550.00		\$ 1,950.00	\$ 1,950.00	\$	\$ 11,700.00	11/04/11	9/29 2nd notice sent out.
13554	BKA Koku L.L.C.	\$ 9,923.41					\$ 9,923.00	09/30/08	With legal
9911	Guam YTK Corporation	\$ 9,084.14					\$ 9,084.00	01/24/11	Federal funding awaiting pymts.
14444	Office of the Governor of Guam	\$ 188,371.23	\$ 136,151.00	\$ 47,192.00			\$ 5,028.00	09/12/12	Small Claims-Filled judgement of debtor examination.
14160	Bryan Keller	\$ 4,912.04					\$ 4,912.00	12/05/11	financial hardship/promissory note
14283	Brand, Inc.	\$ 7,089.47	\$ 2,277.00	\$ 1,111.00			\$ 4,867.00	10/08/12	financial hardship/promissory note
11848	Fantasea Charters/Velez, Angel	\$ 7,148.22		\$ 510.00			\$ 4,362.00	07/25/12	10/23 Called Eva of Cabras and demanded payment and she said she'll come up to make payment 10/23 pymt made for \$4,813.55.
7368	Cabras Marine Corp	\$ 24,912.39	\$ 7,373.00	\$ 5,037.00	\$ 6,386.00	\$	\$ 4,223.00	09/20/12	financial hardship/promissory note
14384	Auto Marine Inc.	\$ 8,485.39	\$ 663.00	\$ 473.00	\$ 473.00	\$	\$ 3,895.00	08/20/12	coastguard fine was disputed by Steve w/Glenn Nelson; pending resolution w/Mr. Nelson.
13121	Tidewater Distributors Inc	\$ 3,690.50	\$ 337.00				\$ 3,353.00	10/17/12	financial hardship
14542	Heavy Equipment Rental Option	\$ 4,734.55		\$ 580.00	\$ 580.00	\$	\$ 2,996.00	06/29/12	small claims court/judgement in our favor on 10/19/2012...awaiting documentation from small claims court.
13158	Thompson, Michael J.	\$ 2,456.64					\$ 2,457.00	08/14/01	Filing with small claims.
14844	Global Investment Group Inc.	\$ 2,221.40					\$ 2,221.00	03/31/11	10/17 payment of \$10k to date.
14171	Norton Lilly International	\$ 75,646.53	\$ 61,317.00	\$ 6,051.00	\$ 3,978.00	\$	\$ 1,820.00	10/17/12	Ms. Ronnie Perez of COA and I are in contact with each other regarding the discrepancies and confusion on the dates and which invoices has been paid. Tina and I are trying to cater to their needs so we can get paid and resolve the issue.
11776	Customs and Quarantine Agency	\$ 1,908.56	\$ 50.00	\$ 80.00			\$ 1,699.00	10/17/12	10/22 tried calling but number no longer works; payment of \$3k to date; 6/22 spoke w/cust. 10/19/12 promised to make \$200 pymt/signed p-note on 7/23/12...small claims ct date was 7/24/12 (pulled out) with legal/small claims
8547	Sun Bay Corp./Jan Z's Lounge	\$ 4,765.79	\$ 70.00	\$ 3,218.00			\$ 1,478.00	09/17/12	1st court hearing, judgement in our favor, filed a JDX but process server was unable to find customer. Non-service was filed on 6/24/12. will file another JDX when customer's whereabouts is known.
9208	PTI Pacifica, Inc. DBA:IT&E	\$ 3,602.82	\$ (2,465.00)	\$ 3,982.00			\$ 1,345.00	10/04/12	spoke w/cust. 10/19/12 promised to make \$200 pymt/signed p-note on 7/23/12...small claims ct date was 7/24/12 (pulled out) with legal/small claims
14482	Quinata, John	\$ 1,341.50					\$ 1,342.00		
14815	Rutki, Sisko	\$ 1,337.50					\$ 1,338.00	07/23/12	
14531	Ladoux, Alton	\$ 1,317.00					\$ 1,317.00	06/02/09	

PORT AUTHORITY OF GUAM
Aging Summary Report
As of September 30, 2012

Account Number	Customer Name	Balance Open	Current	Days Aging				Last Paid		Remarks
				Over 30	Over 60	Over 90	Over 120	Amount	Date	
14061	AB Sunrise Canteen/Catering Svcs.	\$ 582.02	\$ 10.00	\$ 572.00				\$ 582.02	10/12/12	
14785	Howard, Lynette/John Regis	\$ 163.00	\$ 163.00	\$ 398.00				\$ 600.00	08/09/12	
13696	Lotus Pacific Trading, Inc.	\$ 53.46	\$ (89.00)	\$ 142.00				\$ 1,472.53	10/16/12	
9742	Duenas, Christopher M.	\$ 100.00	\$ 50.00	\$ 50.00				\$ 150.00	05/30/12	10/19 - per telecon w/Senator Duenas he will visit our office on Monday, 10/22/12 to bring acct to date
14642	Tristar Terminals Guam, Inc.	\$ 260,844.41	\$ 260,844.00					\$ 135,403.50	10/02/12	
7341	Amboth Shipping & Trading	\$ 164,556.54	\$ 164,557.00					\$ 1,682.60	10/17/12	
13607	S.H. Enterprises	\$ 1,850.33	\$ 1,850.00					\$ 3,339.82	10/01/12	
14646	Integrated Biometric Technologies	\$ 1,416.00	\$ 1,416.00					\$ 744.00	10/17/12	
8141	Mid-Pacific Liquor Distrib	\$ 925.20	\$ 925.00					\$ 925.20	10/01/12	
7763	Guam Dolphin's Marine Sports Club	\$ 659.70	\$ 660.00					\$ 2,108.70	10/04/12	
13716	Aduana International	\$ 651.18	\$ 651.00					\$ 509.48	08/31/12	
7616	Kooyoo Pacific Fisheries Inc.	\$ 618.60	\$ 619.00					\$ 3,979.64	09/17/12	
12446	Coam Trading (Guam) Co. Ltd.	\$ 443.66	\$ 444.00					\$ 733.64	10/01/12	
13641	M.A.Y. (Guam) Inc.	\$ 425.28	\$ 425.00					\$ 800.56	09/14/12	
14879	Liska, Ray	\$ 394.16	\$ 394.00					\$ 695.00	09/07/12	
8483	Scuba Co.	\$ 381.16	\$ 381.00					\$ 5,815.50	09/25/12	
1490	Guam Telephone Authority	\$ 371.84	\$ 372.00					\$ 174.96	10/17/12	
13476	Isla Maritime Agency	\$ 303.72	\$ 304.00					\$ 303.72	10/18/12	
11814	J.L. Baker & Sons	\$ 270.78	\$ 271.00					\$ 90.28	09/14/12	
14923	Shotguns	\$ 255.00	\$ 255.00					\$ 1,525.00	08/21/12	
9540	Unitex Environmental Svcs	\$ 223.13	\$ 223.00					\$ 720.33	10/15/12	
14478	McCue, Michael R.	\$ 220.00	\$ 220.00					\$ 220.00	10/12/12	
10735	Plummer, Peter J.	\$ 175.00	\$ 175.00					\$ 175.00	10/08/12	
14622	Singenes, Singso I.	\$ 162.50	\$ 163.00					\$ 325.00	10/09/12	
14381	Apra Dive & Marine Sports, Inc.	\$ 161.26	\$ 161.00					\$ 2,748.61	09/19/12	
14921	Cruz, Franklin C.	\$ 137.50	\$ 138.00					\$ 137.50	07/05/12	
12424	Flores, Joaquin C.	\$ 137.50	\$ 138.00					\$ 137.50	08/27/12	
14857	Hong Gi Chu (Siy)	\$ 137.50	\$ 138.00					\$ 140.00	10/16/12	
14561	Trombley, William P.	\$ 137.50	\$ 138.00					\$ 135.00	08/31/12	
14890	Roberts, Tom	\$ 115.92	\$ 116.00					\$ 115.92	10/02/12	
14368	Tyco Telecom/Tyco Electro	\$ 75.04	\$ 75.00					\$ 22,982.40	09/28/12	
14968	Nguyen, Hoa Van	\$ 60.00	\$ 60.00					\$ 60.00	10/12/12	
14197	Parsons Brinckerhoff International	\$ 60.00	\$ 60.00					\$ 40.00	10/03/12	
12184	Pacific Welding Services	\$ 51.98	\$ 52.00					\$ 512.54	03/20/12	
14005	Big Bird Enterprise, Inc.	\$ 25.00	\$ 25.00					\$ 250.00	09/14/12	
13604	Lewis, Erik C.	\$ 25.00	\$ 25.00					\$ 618.75	09/18/12	
14364	P.S.V. Corp./Joo, Gi Bum	\$ 25.00	\$ 25.00					\$ 1,045.00	09/26/12	
13545	Perez, Vincent T.	\$ 25.00	\$ 25.00					\$ 100.00	09/19/12	
14108	Pacific Management and Logistics	\$ 9.72	\$ 10.00					\$ 605.08	09/10/12	
10081	Landoit, Callum L.	\$ (12.20)	\$ (12.00)					\$ 303.00	10/15/12	
14963	Castro, Jesse AR	\$ (12.50)	\$ (13.00)					\$ 150.00	09/28/12	
13081	Watanabe, Akio/Fontana & Co.	\$ (22.77)	\$ (23.00)					\$ 245.00	10/11/12	
14914	Big 7 Pachinko	\$ (41.35)	\$ (41.00)					\$ 43.42	12/13/11	
10516	Pacific Data System	\$ (43.43)	\$ (43.00)					\$ 608.02	02/02/12	
14967	Polaris Guam LLC/Wu, John	\$ (45.13)	\$ (45.00)					\$ 6,408.46	09/04/12	
13218	Guam Music Inc.	\$ (49.72)	\$ (50.00)					\$ 525.88	01/19/12	
12353	Pacific Produce Corp	\$ (50.57)	\$ (51.00)					\$ 155.00	06/15/12	

PORT AUTHORITY OF GUAM
Aging Summary Report
As of September 30, 2012

Account Number	Customer Name	Balance Open	Current	Days Aging				Last Paid		Remarks
				Over 30	Over 60	Over 90	Over 120	Amount	Date	
13495	BME & Son Inc./DB's Builders	\$ (51,981)	\$ (52,000)					\$		
14776	MARAD	\$ (189,451)	\$ (189,000)					\$ 34,271.66	11/30/11	
14029	CRW TRADING INC	\$ (259,691)	\$ (260,000)					\$ 1,508.56	10/27/11	
14610	U.S. Department of Homeland Security	\$ (349,981)	\$ (350,000)					\$ 84.32	09/26/12	
14587	Moore, James	\$ (412,501)	\$ (413,000)					\$ 137.50	07/22/10	
13509	Horizon Lines	\$ (8,272.29)	\$ (8,272.00)					\$ 11,778.31	10/02/12	
14778	IP&E Holding LLC	\$ (75,472.35)	\$ (75,472.00)					\$ 5,814.03	10/04/12	
14811	Baumunk, Wayne/Coral Reef							\$		
12373	Beighley, Jim/Mark Baldyga							\$ 625.00	01/24/12	
12895	Bell, James C. or Cynthia							\$ 900.00	08/22/12	
14875	Best, Bruce							\$ 1,760.00	05/22/12	
14564	Blue Pacific Alliance, Inc							\$ 870.00	03/30/12	
9697	Camacho, Antonio Frank C.							\$ 480.00	12/29/11	
12397	Cruz, John R.							\$ 160.00	09/11/12	
14893	Cruz, Joseph R.							\$ 59.00	09/19/12	
14290	DGX							\$ 338.10	10/18/12	
14666	Euh, Sol Y.							\$ 300.00	08/10/12	
14633	Eusebio, Ricardo B.							\$ 825.00	09/19/12	
9849	Flores, William A.							\$ 600.00	01/11/12	
14791	Fong, Francis L							\$ 264.00	08/20/12	
14331	Frickel, Charles							\$ 685.00	09/17/12	
9902	Guam Aquasports Inc.							\$ 232.50	08/31/12	
13089	Guam Fisherman's Cooperative							\$ 600.00	02/08/12	
13536	Guam Lucky Strike, Inc./John Eads							\$ 690.00	06/12/12	
14387	Guam Sunwoo Ferry Corp							\$ 681.50	09/27/12	
13190	GENTLY BLUE DIVING SHOP							\$ 92.76	11/03/11	
12511	anson Permanente Cementon Micronesia							\$ 111,641.28	02/20/12	
14850	Hartup, Jason							\$ 1,728.00	06/18/12	
14431	Heritage Boat Charters							\$ 137.50	10/01/12	
14436	John C. Aguon/Mwung L Park							\$ 500.00	07/31/12	
14210	Kaneshiro, Roger J., D.D.S							\$ 960.00	01/06/12	
7991	Kloppenburger Enterprises/Nautilus							\$ 217.00	09/24/12	
12335	Liberty, Lawrence D / Sandra							\$ 412.50	09/11/12	
10217	Mars, Thomas Z.							\$ 1,320.00	07/18/12	
14443	Moritz, Lance							\$ 825.00	07/23/12	
12419	Nelson, Jeff G.							\$ 180.00	09/20/12	
10461	Ocean Jet Club							\$ 675.00	08/31/12	
9822	Osakana Cruise, Inc/Fish Eye							\$ 510.00	09/26/12	
8352	Paradise Aqua Corp.							\$ 347.76	10/15/12	
13191	Paul SN. Aguon and Seo Jun							\$ 360.00	06/29/12	
10701	Peterson, George N.							\$ 137.50	09/27/12	
10743	Poppe, Edward/FISH INC							\$ 625.33	01/25/12	
14150	PIER, KENNETH							\$ 275.00	08/31/12	
10778	Real World Diving							\$ 1,380.00	01/11/12	
14409	Robinson, Merle Ann							\$ 48.00	02/08/12	
13913	Skocumchuck Charters Inc.	\$ (0.30)						\$ 242.06	09/26/12	
14987	Smith, Brian J.							\$ 137.50	09/27/12	
14771	Sun, Stephen							\$ 504.00	01/23/12	

PORT AUTHORITY OF GUAM
Aging Summary Report
As of September 30, 2012

Account Number	Customer Name	Balance Open	Current	Days Aging			Last Paid		Remarks	
				Over 30	Over 60	Over 90	Over 120	Amount		Date
14821	Searunner Marine Inc.	\$ 1,202.50				\$	1,203.00	\$ 100.00	10/16/12	promissory note signed on 10/16/12...routed to GM's office for approval & signature
13040	Watson, Jonathan	\$ 1,789.36	\$ 196.00			\$	1,201.00	\$ 107.28	10/10/12	8/3 delinquent letter sent out.
14797	Santiago, Arsenio A.	\$ 1,125.74					1,126.00	\$ 811.44	04/27/12	8/3 final letter sent out, called and demanding for pymnt. He said, having hard time collecting pymnt from GPA project.
14805	YCK Mechanical & Construction	\$ 258.30					258.00	\$ 1,000.00	05/31/11	10/22 called Peter and asked about Mr. Lee payment, he said, he just came back from Korea and he'll call Mr. Lee right away.
13654	Bali, Barney	\$ 958.96					959.00	\$ 108.53	02/28/11	small claims court/judgement in our favor on 7/24/2012...awaiting documentation from small claims court.
14466	Bock, Chris	\$ 875.00					875.00	\$ 137.50	08/25/10	filled at small claims however our process server was unable to find customer, therefore a declaration of non-service was filed on 7/23/12
14560	Poll, Pederio H.	\$ 746.25					746.00	\$ 10.00	04/22/09	Certified Mail to new address but letter was returned.
14124	Guam Fire Department	\$ 960.00	\$ 80.00			\$	720.00	\$ 80.00	10/10/12	10/23 called phone but no one was answering.
13727	Ross, Robert	\$ 962.50	\$ 138.00				688.00	\$ 387.50	07/18/12	10/23 called phone but number is in fax mode.
9611	Ziskovsky, Michael /Jan Z's Lounge	\$ 12,113.40				\$	11,143.00	\$ 640.00	09/17/12	6/22 delinquent letter sent.
14868	Le, Hien Van	\$ 962.50	\$ 138.00			\$	550.00	\$ 137.50	02/14/12	10/23 called but phone is wrong number.
14480	Moody, Mike	\$ 550.00								
14161	Isia Trucking	\$ 483.00						483.00	09/24/12	
10621	Perez, Thomas L.G.	\$ 685.33	\$ 45.00			\$	80.00	\$ 80.00	08/26/11	
14849	Triad International	\$ 471.00					471.00	\$ 140.00	04/03/12	
14575	Twillgear, Rosco Dean	\$ 630.00	\$ 70.00			\$	420.00	\$ 170.00	10/16/12	promissory note signed on 10/16/12...routed to GM's office for approval & signature
14755	Marsono, Markus	\$ 405.50					406.00	\$ 50.00	09/11/12	promissory note signed on 9/11/12
14597	Topasna, Juan JP	\$ 369.00					369.00			small claims/missed court date/need to refile or make pymt arrangements with customer
9814	Fentress, Michael D.	\$ 712.50	\$ 138.00	\$ 138.00	\$ 25.00	\$ 138.00	275.00	\$ 300.00	07/03/12	small claims court/judgement in our favor on 10/19/2012...awaiting documentation from small claims court.
14741	Mario, Bruno	\$ 252.00					252.00			customer's brother cleared acct. on 10/18/12
14773	Sablan, Phillip	\$ 252.05					252.00	\$ 363.05	10/18/12	
14537	Fredrick, Bruce & Dianne	\$ 1,004.64	\$ 251.00			\$	251.00	\$ 276.16	09/06/12	
9208	PTI Pacific, Inc. DBA:IT&E	\$ (3,053.54)	\$ (3,251.00)				198.00	\$ 671.03	10/04/12	
14922	Jack Michael	\$ 575.00	\$ 138.00			\$	163.00	\$ 138.00	06/21/12	
7923	Inchape Shipping Services	\$ 44,059.88	\$ 43,783.00			\$	99.00	\$ 907.58	10/15/12	
14582	Packher, Paul E.R./PCR Guam	\$ 25.00					25.00	\$ 350.00	07/18/12	
14533	Brochon, Michael	\$ 22.67					23.00	\$ 385.00	06/21/12	
13044	Smithbridge Guam, Inc.	\$ 13,448.25	\$ 173.00	\$ 4,425.00	\$ 4,366.00	\$ 4,484.00		\$ 4,454.28	08/03/12	10/23 called and followed up on their outstanding. She'll call back later.
12851	Eric Bell or Daniel Bidlon	\$ 25.00				\$ 25.00		\$ 600.00	06/06/12	
14429	Wellbacher, Walden	\$ 75.00	\$ 50.00			\$ 25.00		\$ 200.00	06/13/12	
13202	Department of Administration	\$ 73,363.20	\$ 41,359.00					\$ 32,003.97	10/03/12	payment of \$38k to date.
1487	Guam Federation of Teacher	\$ 2,310.17		\$ 32,004.00				\$ 69.78	09/21/12	
8475	Sanko Bussan (Guam) Co. Ltd.	\$ 15,634.20	\$ 14,950.00	\$ 342.00	\$ 2,310.00			\$ 1,040.00	10/18/12	
14978	VIP Fishing & Charter	\$ 648.06	\$ 213.00	\$ 223.00				\$ 414.44	07/27/12	
11764	American Bureau of Shipping	\$ 764.98	\$ 100.00	\$ 214.00	\$ 23.00			\$ 1,109.60	10/17/12	payment made on 10/17/12 to clear past due accts.
14336	Cruz, Joseph L.	\$ 281.00	\$ 256.00	\$ 451.00	\$ 25.00			\$ 25.00	09/20/12	
14503	Fox, Norman	\$ 25.00		\$ 25.00				\$ 440.00	09/06/12	
13030	South Pacific Petroleum Co	\$ 3,019.66	\$ 1,672.00	\$ 1,348.00				\$ 159.71	09/27/12	
13537	Wang, Jackey	\$ 1,973.66	\$ 987.00					\$ 4,934.15	10/04/12	

PORT AUTHORITY OF GUAM
Aging Summary Report
As of September 30, 2012

PORT AUTHORITY OF GUAM Aging Summary Report As of September 30, 2012										
Account Number	Customer Name	Balance Open	Current	Days Aging			Last Paid		Remarks	
				Over 30	Over 60	Over 90	Over 120	Amount		Date
9401	Tasi Tours Inc.							\$ 988.17	09/26/12	
12394	Wong, Billy							\$ 300.00	05/22/12	
14535	Young, Diane & Jerry							\$ 185.00	09/28/12	
13653	Yu, Niko K.							\$ 383.29	05/25/12	
		\$ 5,409,610.98	\$ 3,722,908.00	\$ 487,003.00	\$ 62,739.00	\$ 28,372.00	\$ 1,108,601.00			
		Balance Open	Current	Over 30	Over 60	Over 90	Over 120			
		Days Aging								

Port Authority of Guam

YTD Budget Status Report

Period Ending 9/30/12

GRAND SUMMARY

Description	FY-2012 Approved Budget Mid-Year	FY-2011 YTD Actual 9/30/11	FY-2012 YTD Budget	FY-2012 YTD Actual 9/30/12	FY-2012 YTD Budget vs Actual	
					\$ Variance	% Variance
Revenues						
Cargo Revenues	28,093,685	27,543,837	28,093,698	27,862,907	-230,791	-1%
Non Cargo Revenues	7,338,314	8,654,324	7,190,301	7,467,728	277,427	4%
TOTAL REVENUES	35,431,999	36,198,161	35,283,999	35,330,635	46,636	0%
Divisional Expense						
Employee Salaries	14,822,304	12,820,782	14,823,422	13,246,440	-1,576,982	-11%
Overtime Pay	346,481	644,520	353,132	662,402	309,270	88%
Premium Pay	491,400	545,316	498,965	506,858	7,893	2%
Sick Leave Used	0	483,950	0	517,029	517,029	0%
Comp Time Taken	0	46,407	0	22,987	22,987	0%
Insured Benefits	1,214,201	1,199,786	1,212,062	1,161,597	-50,465	-4%
Retirement Benefits	4,275,781	4,108,341	4,271,928	4,382,076	110,148	3%
Other Benefits	0	1,157,886	0	1,130,472	1,130,472	0%
Repairs & Maintenance	239,390	254,814	343,617	270,112	-73,505	-21%
Supplies	1,268,775	1,357,988	1,294,497	955,425	-339,072	-26%
Miscellaneous	23,799	33,006	23,799	20,980	-2,819	0%
Professional Services	18,715	19,244	18,717	14,909	-3,808	-20%
Contractual Services	11,255	0	9,755	7,845	-1,910	-20%
Other Contractual Serv	240,942	118,808	143,468	81,588	-61,880	-43%
Advertising	0	360	0	0	0	0%
Other Expenses	125,371	117,326	125,376	152,334	26,958	22%
Total Divisional Expense	23,078,414	22,908,534	23,118,738	23,133,054	14,316	0%
General Expense						
TOTAL GENERAL EXPENSE	10,695,610	12,149,110	10,695,616	11,469,851	774,235	7%
GRAND TOTAL EXPENSE	33,774,024	35,057,644	33,814,354	34,602,905	788,551	2%
OPERATING INCOME/LOSS	1,657,975	1,140,517	1,469,645	727,730	-741,915	-50%
OTHER INCOME/EXPENSE						
Other Income	0	0	50,139	29,249	-20,890	0%
Interest Income	145,571	531,323	145,570	151,074	5,504	0%
Interest Expense-USDA	208,691	202,910	208,691	189,221	-19,470	-9%
Other Expense	0	700,000	1	0	-1	0%
Retirement Govt Contribution	2,132,643	2,221,808	2,132,643	2,128,733	-3,910	0%
Federal Reimbursement	3,830,247	4,413,323	3,784,399	3,698,722	-85,677	-2%
Federal Expenses	67,250	186,654	67,250	106,576	39,326	0%
Gain <Loss> on Asset Disposals	112	245,599	112	754	642	0%
TOTAL OTHER INCOME/EXPENSE	1,567,122	1,387,675	1,521,272	1,424,512	-96,760	-6%
NET INCOME/LOSS	3,225,097	2,528,192	2,990,917	2,152,242	-838,675	-28%

Port Authority of Guam
YTD Budget Status Report
Period Ending 9/30/12

Revenues OPERATING REVENUES	FY-2012 Approved Budget Mid-Year	FY-2011 YTD Actual 9/30/11	FY-2012 YTD Budget	FY-2012 YTD Actual 9/30/12	FY-2012 YTD Budget vs Actual	
					\$ Variance	% Variance
CT- CHASSIS	5,422,365	4,949,456	6,327,492	5,729,605	-597,887	-9%
CT-GROUND	9,792,609	10,569,212	9,792,613	9,951,527	158,914	2%
CT-REHANDLED	-				0	0%
CT-BREAKBULK	622,809	1,003,179	622,809	495,782	-127,027	0%
CT-UNITIZED	32,592	11,407	32,590	23,136	-9,454	-29%
CT-TUNA	-				0	0%
CT-RO/RO	300,042	177,595	300,045	352,677	52,632	18%
CT-STUFFING/DEVAN	49,075	62,505	49,079	60,619	11,540	24%
CT-HEAVYLIFT	14,485	67,211	14,484	14,287	-197	-1%
CT-LOGLLENGTH	1,675	59,025	1,679	2,860	1,181	0%
OUT-OF-GAUGE CARGO	57,050		57,049	49,550	-7,499	0%
LIFT ON/LIFT OFF	-	680		6,992	6,992	0%
PRESLUNG	41,565	142,087	41,568	64,430	22,862	55%
TRANSSHIP CONTAINERS	2,528,995	2,606,013	2,528,995	2,555,122	26,127	1%
OVERSTOWED CONTAINERS	104,885	182,294	104,883	129,583	24,700	24%
SHIFTED CONTAINERS	1,671	2,430	1,672	2,441	769	46%
RIGGED CONTAINERS	30,597	30,002	30,601	29,218	-1,383	-5%
CT-REEFER	961,511		56,386	57,420	1,034	0%
DIRECT LABOR BILLED	1,560,694	1,155,921	1,560,695	1,586,554	25,859	2%
EQUIPMENT RENTAL	144,494	132,088	144,494	168,665	24,171	17%
PORT FEES	328,161	351,120	328,160	329,443	1,283	0%
WHARFAGE	4,029,492	3,939,242	4,029,491	4,088,748	59,257	1%
OTHER PORT FEES	2,125,968	2,102,370	2,125,962	2,164,248	38,286	2%
FACILITIES REVENUES	5,749,498	6,208,625	5,749,499	5,772,757	23,258	0%
MARINA REVENUES	224,583	249,807	473,381	243,746	-229,635	-49%
COASTAL ZONE REVENUES					0	0%
HARBOR OF REFUGE	50,972	49,242	50,973	53,604	2,631	5%
DEMURRAGE	746,416	994,812	497,613	877,039	379,426	0%
MATERIAL USED		596	(2)	27	29	-1450%
PASSENGER SERVICE	37,985	31,178	37,982	36,056	-1,926	-5%
BUNKER	60,961	48,917	60,963	51,582	-9,381	-15%
SPECIAL SERVICES	308,734	319,503	308,732	305,122	-3,610	-1%
PAG DOCUMENTATION	900	4,900	899	700	-199	-22%
TARIFF SUBSCRIPTION	100		99	50	-49	0%
VIOLATION OF REGULATION PE	200	250	201	521	320	0%
SECURITY ADMINISTRATION	7,022	6,875	7,021	7,545	524	0%
PROCUREMENT RFD BID PACKET	2,940	1,265	2,940	7,570	4,630	0%
FEDERAL REIMBURSEMENT	148,003	738,354		111,409	111,409	0%
REVENUE MINIMUM CHARGE					0	0%
TOTAL OPERATING REVENUES	35,489,049	36,198,161	35,341,048	35,330,635	-10,413	0%
OTHER INCOME & EXPENSE					0	0%
OTHER INCOME			50,139	29,249	-20,890	0%
INTEREST INCOME	145,571	531,323	145,570	151,074	5,504	0%
OTHER EXPENSE				-5	-5	0%
FEDERAL REIMBURSEMENT	3,830,247	4,413,323	3,784,399	3,698,722	-85,677	-2%
OTHER INCOME EXPENSE	3,975,818	4,944,646	3,980,108	3,879,050	-101,058	-3%
TOTAL	39,464,867	41,142,807	39,321,156	39,209,685	-111,471	0%

Port Authority of Guam
YTD Budget Status Report
Period Ending 9/30/12

General Expense General & Administrative Expense	FY-2012 Approved Budget Mid-Year	FY-2011 YTD Actual 9/30/11	FY-2012 YTD Budget	FY-2012 YTD Actual 9/30/12	FY-2012 YTD Budget vs Actual	
					\$ Variance	% Variance
Other Benefits	20,000	30,087	20,001	42,866	22,865	114%
Other Personnel Costs	55,000	109,932	55,004	86,323	31,319	57%
Communications	124,342	111,375	124,343	103,907	-20,436	-16%
Leases/Rentals	-	-	-	-	0	0%
Utilities	2,165,083	2,232,941	2,165,083	2,241,345	76,262	4%
General Insurance	1,834,528	1,840,210	1,834,528	1,834,528	0	0%
Repairs & Maintenance	101,374	97,934	101,374	97,455	-3,919	-4%
Repairs & Maintenance-Sub	1,203,133	1,568,612	1,203,133	1,490,675	287,542	24%
Depreciation & Amortizati	3,701,030	3,350,882	3,701,030	3,716,640	15,610	0%
Damage, Shortage, Writedo	53,926	158,960	53,926	150,188	96,262	179%
Miscellaneous	6,398	3,761	6,398	8,907	2,509	0%
Agency& Management Fees	471,649	435,093	471,649	450,545	-21,104	-4%
Professional Services	950,210	2,196,563	950,210	1,220,837	270,627	28%
Other Contractual Service	8,712	12,760	8,712	10,035	1,323	15%
Other Expenses	225	-	225	15,600	15,375	0%
Typhoon Expense	-	-	-	-	0	0%
Total Expense	10,695,610	12,149,110	10,695,616	11,469,851	774,235	7%
Other Expense	-	700,000	1	-	-1	0%
Interest Expense-USDA Loan	208,691	202,910	208,691	189,221	-19,470	-9%
Retirement Govt Contribut	2,132,643	2,221,808	2,132,643	2,128,733	-3,910	0%
Federal Expenses	67,250	186,654	67,250	106,576	39,326	0%
Gain <Loss> on Asset Disp	112	245,599	112	754	642	0%
TOTAL OTHER EXPENSE	2,408,696	3,556,971	2,408,697	2,425,284	16,587	1%
Other Expense	13,104,306	15,706,081	13,104,313	13,895,135	790,822	6%

Port Authority of Guam
YTD Budget Status Report
Period Ending 9/30/12

DIVISION SUMMARY

Division	FY-2012 Approved Budget Mid-Year	FY-2011 YTD Actual 9/30/11	FY-2012 YTD Budget	FY-2012 YTD Actual 9/30/12	FY-2012 YTD Budget vs Actual	
					\$ Variance	% Variance
General Mgr/Deputy Gen. Mgr	407,669	356,045	407,852	485,170	77,318	19%
Harbor Master	644,587	651,564	645,114	664,268	19,154	3%
Port Police	1,930,820	1,869,015	1,930,819	1,991,349	60,530	3%
Occupational & Safety	314,046	320,556	287,876	303,541	15,665	5%
Strategic Planning	738,146	653,470	738,145	701,431	-36,714	-5%
Public Relations/Marketing	294,093	256,329	294,093	280,636	-13,457	-5%
Operations Manager	346,520	335,704	346,524	362,249	15,725	5%
Stevedoring	2,872,321	3,012,961	2,872,316	3,054,228	181,912	6%
Terminal	1,902,701	1,844,834	1,902,707	1,940,126	37,419	2%
Transportation	4,083,959	4,371,794	4,083,946	4,207,296	123,350	3%
Maintenance	3,927,652	4,040,611	3,990,181	3,730,415	-259,766	-7%
Facility Maintenance	1,525,859	1,468,591	1,525,853	1,490,485	-35,368	-2%
Corporate Services	207,402	186,636	207,392	188,306	-19,086	-9%
Administrative Services	256,178	176,563	256,211	245,349	-10,862	-4%
Human Resources	450,191	446,777	450,202	481,548	31,346	7%
Procurement/Supply	670,297	492,050	673,561	650,284	-23,277	-3%
Engineering/CIP	275,933	269,135	275,927	278,486	2,559	1%
Commercial	452,897	438,275	452,897	393,042	-59,855	-13%
Information Technology	579,526	532,515	579,528	523,493	-56,035	-10%
Finance	1,197,617	1,185,109	1,197,594	1,161,352	-36,242	-3%
TOTAL DIVISION/SECTION EXPENSE	23,078,414	22,908,534	23,118,738	23,133,054	14,316	0%

Port Authority of Guam
YTD Budget Status Report
Period Ending 9/30/12

General Manager <u>Divisional Expense</u>	FY-2012 MID-YEAR Budget	FY-2011 YTD Actual 9/30/11	FY-2012 YTD Budget	FY-2012 YTD Actual 9/30/12	FY-2012 YTD Budget vs Actual	
					\$ Variance	% Variance
Salaries & Wages	290,652	227,103	290,827	323,857	33,030	11%
Overtime Pay					0	0%
Premium Pay					0	0%
Sick Leave Used		6,523		6,956	6,956	0%
Comp Time Taken					0	0%
Insured Benefits	14,145	12,085	14,150	14,915	765	5%
Retirement Benefits	83,738	67,487	83,744	99,463	15,719	19%
Other Benefits		15,924		23,345	23,345	0%
Repairs & Maintenance	2,851	1,962	2,851	149	-2,702	0%
Supplies	1,249	2,268	1,249	1,763	514	41%
Miscellaneous	7,563	16,987	7,563	7,539	-24	0%
Other Contractual Service	100	60	97	20	-77	0%
Other Expenses	7,371	5,646	7,371	7,163	-208	-3%
Total Divisional Expense	407,669	356,045	407,852	485,170	77,318	19%

Port Authority of Guam
YTD Budget Status Report
Period Ending 9/30/12

Harbor Master Divisional Expense	FY-2012 MID-YEAR Budget	FY-2011 YTD Actual 9/30/11	FY-2012 YTD Budget	FY-2012 YTD Actual 9/30/12	FY-2012 YTD Budget vs Actual	
					\$ Variance	% Variance
Salaries & Wages	456,942	401,582	457,461	405,123	-52,338	-11%
Overtime Pay	4,330	20,409	4,333	10,593	6,260	144%
Premium Pay	12,800	12,870	12,804	12,117	-687	-5%
Sick Leave Used		16,972		32,169	32,169	0%
Comp Time Taken		272			0	0%
Insured Benefits	26,690	22,620	26,691	22,785	-3,906	-15%
Retirement Benefits	129,322	132,122	129,311	134,559	5,248	4%
Other Benefits		41,569		37,419	37,419	0%
Repairs & Maintenance	2,750	2586	4,254	1,158	-3,096	-73%
Supplies	498	512	505	500	-5	-1%
Contractual Services	11,255		9755	7,845	-1,910	-20%
Total Divisional Expense	644,587	651,564	645,114	664,268	19,154	3%

**Port Authority of Guam
YTD Budget Status Report
Period Ending 9/30/12**

Port Police Divisional Expense	FY-2012 MID-YEAR Budget	FY-2011 YTD Actual 9/30/11	FY-2012 YTD Budget	FY-2012 YTD Actual 9/30/12	FY-2012 YTD Budget vs Actual	
					\$ Variance	% Variance
Salaries & Wages	1,308,412	1,110,751	1,308,412	1,152,915	-155,497	-12%
Overtime Pay	80,000	45,365	79,999	134,445	54,446	68%
Premium Pay	39,766	37,287	39,766	38,804	-962	-2%
Sick Leave Used		32,622		45,308	45,308	0%
Comp Time Taken		42,509		19,492	19,492	0%
Insured Benefits	108,856	116,846	108,856	105,254	-3,602	-3%
Retirement Benefits	369,528	356,705	369,528	378,021	8,493	2%
Other Benefits		104,379		99,524	99,524	0%
Repairs & Maintenance	1,388	1,638	1,388	2440	1,052	76%
Supplies	22,870	20,913	22,870	15,146	-7,724	-34%
Total Divisional Expense	1,930,820	1,869,015	1,930,819	1,991,349	60,530	3%

Port Authority of Guam
YTD Budget Status Report
Period Ending 9/30/12

Safety	FY-2012	FY-2011	FY-2012	FY-2012	FY-2012 YTD	
<u>Divisional Expense</u>	MID-YEAR	YTD Actual	YTD	YTD Actual	Budget vs Actual	
	Budget	9/30/11	Budget	9/30/12	\$ Variance	% Variance
Salaries & Wages	203,078	183,246	186,155	177,283	-8,872	-5%
Overtime Pay	966	7,733	885	3,260	2,375	268%
Premium Pay (HP/ND)	2,531	3,009	2,320	2,025	-295	-13%
Sick Leave Used		13,482		10,506	10,506	0%
Comp Time Taken					0	0%
Insured Benefits	14,381	16,873	13,183	14,488	1,305	10%
Retirement Benefits	59,066	59,965	54,144	59,926	5,782	11%
Other Benefits		16,653		15,130	15,130	0%
Repairs & Maintenance	33,431	18,838	30,645	20,435	-10,210	-33%
Supplies	593	757	544	488	-56	-10%
Total Divisional Expense	314,046	320,556	287,876	303,541	15,665	5%

Port Authority of Guam
YTD Budget Status Report
Period Ending 9/30/12

Planning Divisional Expense	FY-2012 MID-YEAR Budget	FY-2011 YTD Actual 9/30/11	FY-2012 YTD Budget	FY-2012 YTD Actual 9/30/12	FY-2012 YTD Budget vs Actual	
					\$ Variance	% Variance
Salaries & Wages	552,541	441,007	552,541	478,537	-74,004	-13%
Overtime Pay					0	0%
Premium Pay					0	0%
Sick Leave Used		8,192		13,106	13,106	0%
Comp Time Taken					0	0%
Insured Benefits	24,859	22,043	24,858	20,947	-3,911	-16%
Retirement Benefits	160,309	132,962	160,309	149,101	-11,208	-7%
Other Benefits		42,958		39,344	39,344	0%
Repairs & Maintenance	-				0	0%
Supplies	351	3611	351	346	-5	0%
Other Contractual Service	86	2697	86	50	-36	-42%
Total Divisional Expense	738,146	653,470	738,145	701,431	-36,714	-5%

Port Authority of Guam
YTD Budget Status Report
Period Ending 9/30/12

Marketing <u>Divisional Expense</u>	FY-2012 MID-YEAR Budget	FY-2011 YTD Actual 9/30/11	FY-2012 YTD Budget	FY-2012 YTD Actual 9/30/12	FY-2012 YTD Budget vs Actual	
					\$ Variance	% Variance
Salaries & Wages	197,424	142,130	197,427	152,857	-44,570	-23%
Overtime Pay					0	0%
Premium Pay					0	0%
Sick Leave Used		16,932		24,274	24,274	0%
Comp Time Taken					0	0%
Insured Benefits	13,014	12,620	13,016	15,014	1,998	15%
Retirement Benefits	57,338	47,839	57,335	57,326	-9	0%
Other Benefits		14,928		15,112	15,112	0%
Repairs & Maintenance	5,872		5871		-5,871	-100%
Supplies	1,694	2636	1,692	1108	-584	-35%
Miscellaneous	36		35	36	1	3%
Professional Services	18,715	19,244	18,717	14,909	-3,808	-20%
General & Administrative	294,093	256,329	294,093	280,636	-13,457	-5%

Port Authority of Guam
YTD Budget Status Report
Period Ending 9/30/12

Operations Manager <u>Divisional Expense</u>	FY-2012 MID-YEAR Budget	FY-2011 YTD Actual 9/30/11	FY-2012 YTD Budget	FY-2012 YTD Actual 9/30/12	FY-2012 YTD Budget vs Actual	
					\$ Variance	% Variance
Salaries & Wages	257,792	224,754	257,792	238,048	-19,744	-8%
Overtime Pay					0	0%
Premium Pay					0	0%
Sick Leave Used		2,063		11,257	11,257	0%
Comp Time Taken					0	0%
Insured Benefits	14,079	9,315	14,080	14,656	576	4%
Retirement Benefits	74,439	66,325	74,444	75,120	676	1%
Other Benefits		23,122		22,998	22,998	0%
Repairs & Maintenance	86	2451	85	50	-35	-41%
Supplies	124	7674	123	120	-3	-2%
Total Divisional Expense	346,520	335,704	346,524	362,249	15,725	5%

Port Authority of Guam
YTD Budget Status Report
Period Ending 9/30/12

Stevedoring Divisional Expense	FY-2012 MID-YEAR Budget	FY-2011 YTD Actual 9/30/11	FY-2012 YTD Budget	FY-2012 YTD Actual 9/30/12	FY-2012 YTD Budget vs Actual	
					\$ Variance	% Variance
Salaries & Wages	1,941,898	1,790,784	1,941,902	1,820,172	-121,730	-6%
Overtime Pay	70,000	167,483	69,999	141,232	71,233	102%
Premium Pay	109,542	119,806	109,540	114,097	4,557	4%
Sick Leave Used		50,286	0	64,521	64,521	0%
Comp Time Taken		73	0	0	0	0%
Insured Benefits	166,178	161,523	166,171	167,502	1,331	1%
Retirement Benefits	565,738	568,571	565,741	589,408	23,667	4%
Other Benefits		149,631	0	142,520	142,520	0%
Repairs & Maintenance	-				0	0%
Supplies	18,965	4,804	18,963	14,776	-4,187	-22%
Typhoon Expense					0	0%
Total Divisional Expense	2,872,321	3,012,961	2,872,316	3,054,228	181,912	6%

Port Authority of Guam
YTD Budget Status Report
Period Ending 9/30/12

Terminal Divisional Expense	FY-2012 MID-YEAR Budget	FY-2011 YTD Actual 9/30/11	FY-2012 YTD Budget	FY-2012 YTD Actual 9/30/12	FY-2012 YTD Budget vs Actual	
					\$ Variance	% Variance
Salaries & Wages	1,332,485	1,132,508	1,332,478	1,192,499	-139,979	-11%
Overtime Pay	13,000	33,630	12,996	50,891	37,895	292%
Premium Pay	34,270	35,291	34,269	35,750	1,481	4%
Sick Leave Used		52,251		54,911	54,911	0%
Comp Time Taken		1,337		889	889	0%
Insured Benefits	130,573	123,078	130,578	117,765	-12,813	-10%
Retirement Benefits	386,432	360,056	386,439	388,170	1,731	0%
Other Benefits		90,669		89,963	89,963	0%
Repairs & Maintenance		3,606			0	0%
Supplies	5,941	12,408	5,947	9,288	3,341	56%
Total Divisional Expense	1,902,701	1,844,834	1,902,707	1,940,126	37,419	2%

Port Authority of Guam
YTD Budget Status Report
Period Ending 9/30/12

Transportation Divisional Expense	FY-2012 MID-YEAR Budget	FY-2011 YTD Actual 9/30/11	FY-2012 YTD Budget	FY-2012 YTD Actual 9/30/12	FY-2012 YTD Budget vs Actual	
					\$ Variance	% Variance
Salaries & Wages	2,477,066	2,238,399	2,477,065	2,215,023	-262,042	-11%
Overtime Pay	55,000	158,403	54,993	146,653	91,660	167%
Premium Pay	116,403	127,702	116,403	122,621	6,218	5%
Sick Leave Used		99,533		69,464	69,464	0%
Comp Time Taken		410		92	92	0%
Insured Benefits	231,114	239,033	231,105	221,137	-9,968	0%
Retirement Benefits	707,301	745,142	707,294	751,483	44,189	6%
Other Benefits		201,245		190,339	190,339	0%
Repairs & Maintenance	275	313	283	1591	1,308	0%
Supplies	496,800	561,614	496,800	488,893	-7,907	-2%
General & Administrative	4,083,959	4,371,794	4,083,946	4,207,296	123,350	3%

Port Authority of Guam
YTD Budget Status Report
Period Ending 9/30/12

Equipment Maintenance Divisional Expense	FY-2012 MID-YEAR Budget	FY-2011 YTD Actual 9/30/11	FY-2012 YTD Budget	FY-2012 YTD Actual 9/30/12	FY-2012 YTD Budget vs Actual	
					\$ Variance	% Variance
Employee Salaries	2,218,812	1,883,853	2,232,922	1,950,091	-282,831	-13%
Overtime Pay	83,013	190,304	89,754	108,291	18,537	21%
Premium Pay	160,063	189,178	167,840	167,113	-727	0%
Sick Leave Used		84,108	0	74,171	74,171	0%
Comp Time Taken		1,251	0	732	732	0
Insured Benefits	186,766	200,196	185,851	186,669	818	0%
Retirement Benefits	639,946	629,826	641,012	668,843	27,831	4%
Other Benefits		166,863	0	169,520	169,520	0%
Repairs & Maintenance	11,019	49,662	16,070	76,808	60,738	378%
Supplies	602,168	610,320	627,928	303,663	-324,265	-52%
Professional Services	-	-	0	0	0	0%
Contractual Services		-	0	0	0	0%
Other Contractual Serv	25,865	35,050	28,804	24,514	-4,290	-15%
General & Administrative	3,927,652	4,040,611	3,990,181	3,730,415	-259,766	-7%

Port Authority of Guam
YTD Budget Status Report
Period Ending 9/30/12

Facility Maintenance Divisional Expense	FY-2012 MID-YEAR Budget	FY-2011 YTD Actual 9/30/11	FY-2012 YTD Budget	FY-2012 YTD Actual 9/30/12	FY-2012 YTD Budget vs Actual	
					\$ Variance	% Variance
Salaries & Wages	986,992	843,100	986,986	829,850	-157,136	-16%
Overtime Pay	40,135	21,193	40,136	67,015	26,879	67%
Premium Pay	16,025	20,173	16,023	14,331	-1,692	-11%
Sick Leave Used		41,591		34,265	34,265	0%
Comp Time Taken		55		686	686	0%
Insured Benefits	83,917	77,284	83,902	79,002	-4,900	-6%
Retirement Benefits	284,126	273,272	284,127	287,402	3,275	1%
Other Benefits		82,167		76,252	76,252	0%
Repairs & Maintenance	19,768	1,257	19,776	7,453	-12,323	-62%
Supplies	88,250	101,431	88,257	91,684	3,427	4%
Other Contractual Service	6,646	7068	6,645	2,545	-4,100	-62%
Total Divisional Expense	1,525,859	1,468,591	1,525,853	1,490,485	-35,368	-2%

Port Authority of Guam
YTD Budget Status Report
Period Ending 9/30/12

Corporate Services Divisional Expense	FY-2012 MID-YEAR Budget	FY-2011 YTD Actual 9/30/11	FY-2012 YTD Budget	FY-2012 YTD Actual 9/30/12	FY-2012 YTD Budget vs Actual	
					\$ Variance	% Variance
Salaries & Wages	153,942	126,526	153,940	128,595	-25,345	-16%
Overtime Pay					0	0%
Premium Pay					0	0%
Sick Leave Used				4,432	4,432	0%
Comp Time Taken					0	0%
Insured Benefits	9,046	8,881	9,043	4,963	-4,080	-45%
Retirement Benefits	43,760	37,837	43,757	39,826	-3,931	-9%
Other Benefits		12,414		9,809	9,809	0%
Repairs & Maintenance	300		300	189	-111	-37%
Supplies	354	978	355	492	137	39%
Total Divisional Expense	207,402	186,636	207,392	188,306	-19,086	-9%

Port Authority of Guam
YTD Budget Status Report
Period Ending 9/30/12

General Administration Divisional Expense	FY-2012 MID-YEAR Budget	FY-2011 YTD Actual 9/30/11	FY-2012 YTD Budget	FY-2012 YTD Actual 9/30/12	FY-2012 YTD Budget vs Actual	
					\$ Variance	% Variance
Salaries & Wages	167,031	111,721	167,029	145,150	-21,879	-13%
Overtime Pay					0	0%
Premium Pay					0	0%
Sick Leave Used		3,567		4,065	4,065	0%
Comp Time Taken					0	0%
Insured Benefits	26,229	16,693	26,234	25,792	-442	-2%
Retirement Benefits	50,165	29,223	50,161	48,870	-1,291	-3%
Other Benefits		8,084		11,028	11,028	0%
Repairs & Maintenance	516	1,489	2,125		-2,125	-100%
Supplies	6,077	5,204	6,072	5,358	-714	-12%
Other Contractual Service	6,160	582	4590	5,086	496	11%
General & Administrative	256,178	176,563	256,211	245,349	-10,862	-4%

Port Authority of Guam
YTD Budget Status Report
Period Ending 9/30/12

Human Resources Divisional Expense	FY-2012 MID-YEAR Budget	FY-2011 YTD Actual 9/30/11	FY-2012 YTD Budget	FY-2012 YTD Actual 9/30/12	FY-2012 YTD Budget vs Actual	
					\$ Variance	% Variance
Salaries & Wages	244,941	228,960	244,942	218,507	-26,435	-11%
Overtime Pay					0	0%
Premium Pay					0	0%
Sick Leave Used		2,756		10,402	10,402	0%
Comp Time Taken					0	0%
Insured Benefits	14,448	11,221	14,444	14,258	-186	-1%
Retirement Benefits	70,802	68,779	70,812	70,763	-49	0%
Other Benefits		22,071		20,279	20,279	0%
Supplies	2,000	1,310	1,999	2,168	169	8%
Other Expenses	118,000	111,680	118,005	145,171	27,166	23%
Total Divisional Expense	450,191	446,777	450,202	481,548	31,346	7%

Port Authority of Guam
YTD Budget Status Report
Period Ending 9/30/12

Procurement Divisional Expense	FY-2012 MID-YEAR Budget	FY-2011 YTD Actual 9/30/11	FY-2012 YTD Budget	FY-2012 YTD Actual 9/30/12	FY-2012 YTD Budget vs Actual	
					\$ Variance	% Variance
Salaries & Wages	432,898	271,127	436,144	381,131	-55,013	-13%
Overtime Pay		0	0	0	0	0%
Premium Pay		0	0	0	0	0%
Sick Leave Used		11,778	0	13,627	13,627	0%
Comp Time Taken		0	0	0	0	0%
Insured Benefits	43,485	31,111	43,496	31,187	-12,309	-28%
Retirement Benefits	126,466	85,644	126,472	124,077	-2,395	-2%
Other Benefits		24,512	0	34,947	34,947	0%
Supplies	1,900	2,329	1,901	2,735	834	44%
Miscellaneous	15,000	15,309	15,000	12,950	-2,050	-14%
Advertising		360	0	0	0	0%
Other Contractual Service	50,548	49,880	50,551	49,630	-921	-2%
General & Administrative	670,297	492,050	673,561	650,284	-23,277	-3%

Port Authority of Guam
YTD Budget Status Report
Period Ending 9/30/12

Engineer Divisional Expense	FY-2012 MID-YEAR Budget	FY-2011 YTD Actual 9/30/11	FY-2012 YTD Budget	FY-2012 YTD Actual 9/30/12	FY-2012 YTD Budget vs Actual	
					\$ Variance	% Variance
Salaries & Wages	201,530	176,233	201,527	187,424	-14,103	-7%
Overtime Pay					0	0%
Premium Pay					0	0%
Sick Leave Used		211		717	717	0%
Comp Time Taken					0	0%
Insured Benefits	15,851	15,455	15,843	15,701	-142	-1%
Retirement Benefits	57,033	52,754	57,035	56,813	-222	0%
Other Benefits		16,757		16,889	16,889	0%
Repairs & Maintenance	487	7432	489	350	-139	-28%
Supplies	900	135	901	592	-309	-34%
Other Contractual Service	132	158	132		-132	0%
Total Divisional Expense	275,933	269,135	275,927	278,486	2,559	1%

Port Authority of Guam
YTD Budget Status Report
Period Ending 9/30/12

Commercial Divisional Expense	FY-2012 MID-YEAR Budget	FY-2011 YTD Actual 9/30/11	FY-2012 YTD Budget	FY-2012 YTD Actual 9/30/12	FY-2012 YTD Budget vs Actual	
					\$ Variance	% Variance
Salaries & Wages	293,245	276,134	293,247	249,460	-43,787	-15%
Overtime Pay					0	0%
Premium Pay					0	0%
Sick Leave Used		8,915		14,867	14,867	0%
Comp Time Taken					0	0%
Insured Benefits	13,454	16,321	13,457	13,787	330	0%
Retirement Benefits	85,955	83,959	85,957	85,902	-55	0%
Other Benefits		25,046		24,388	24,388	0%
Repairs & Maintenance	700	2697	5,320	2,415	-2,905	0%
Supplies	2,355	1,890	2,353	2,223	-130	-6%
Professional Services					0	0%
Other Contractual Service	57,188	23,313	52,563		-52,563	-100%
General & Administrative	452,897	438,275	452,897	393,042	-59,855	-13%

Port Authority of Guam
YTD Budget Status Report
Period Ending 9/30/12

IT Divisional Expense	FY-2012 MID-YEAR Budget	FY-2011 YTD Actual 9/30/11	FY-2012 YTD Budget	FY-2012 YTD Actual 9/30/12	FY-2012 YTD Budget vs Actual	
					\$ Variance	% Variance
Salaries & Wages	316,381	288,899	316,381	275,120	-41,261	-13%
Overtime Pay					0	0%
Premium Pay					0	0%
Sick Leave Used		6,136		11,399	11,399	0%
Comp Time Taken					0	0%
Insured Benefits	19,558	21,541	19,554	17,714	-1,840	-9%
Retirement Benefits	91,019	86,539	91,026	89,332	-1,694	-2%
Other Benefits		27,597		28,436	28,436	0%
Repairs & Maintenance	51,265	93,379	145,480	96,901	-48,579	-33%
Supplies	7,086	8,424	7,087	4,848	-2,239	-32%
Other Contractual Service	94,217			-257	-257	0%
Total Divisional Expense	579,526	532,515	579,528	523,493	-56,035	-10%

Port Authority of Guam
YTD Budget Status Report
Period Ending 9/30/12

Finance	FY-2012	FY-2011	FY-2012	FY-2012	FY-2012 YTD	
Divisional Expense	MID-YEAR	YTD Actual	YTD	YTD Actual	Budget vs Actual	
	Budget	9/30/11	Budget	9/30/12	\$ Variance	% Variance
Salaries & Wages	788,242	721,965	788,244	724,798	-63,446	-8%
Overtime Pay	37	0	37	22	-15	0%
Premium Pay		0	0	0	0	0%
Sick Leave Used		26,032	0	16,612	16,612	0%
Comp Time Taken		500	0	1,096	1,096	0%
Insured Benefits	57,558	65,047	57,550	58,061	511	1%
Retirement Benefits	233,298	223,334	233,280	227,671	-5,609	-2%
Other Benefits		71,297	0	63,230	63,230	0%
Repairs & Maintenance	108,682	67,504	108,683	60,173	-48,510	-45%
Supplies	8,600	8,770	8,600	9,234	634	7%
Miscellaneous	1,200	660	1200	455	-745	-62%
Total Divisional Expense	1,197,617	1,185,109	1,197,594	1,161,352	-36,242	-3%

AM INSURANCE
P.O. Box 2797, Hagatna, Guam 96932
Tel: (671)477-2632/42 Fax: (671)477-2602

Jose D. Leon Guerrero Commercial Port
Port Authority of Guam

Executive Summary

Regular Board of Directors Meeting
Thursday, 25 October 2012

Subject: Monthly Insurance Reports for reporting month of September 2012.

PURPOSE:

To provide an overall summary of insurance related events that has occurred during the reporting month of September 2012.

SUMMARY:

Marine Package (Property & Liability) Ins.: The following claims remain open:

- Guam YTK Corp.
- Possible Earthquake Damages to F-5 Berth.
- Damage to (2) 55-Foot Concrete Power/Telephone Poles
- Damage to (2) Coil Cylinder Steel Sheets

Directors & Officers Insurance: The following claim remains open:

- Law Suit on Perez vs AG, on the Merit Bonus Compensation

General Issues:

- 9/30/2012 – Confirmation of coverage for the FY13 Insurance placement was provided to PAG.
 - Port Property – Lloyds of London
 - Marine Liability – Calvo's Insurance
 - Directors & Officers Liability – Calvo's Insurance
 - Commercial Automobile – Moylan's Insurance
 - Comprehensive Crime – Moylan's Insurance

Details of Claims for reporting month has been provided to management.

**JULY - DECEMBER 2012
VESSEL OPERATION RECAP**

	July	August	September	October	November	December		
								Total
MATSON								
No. Vessel	5	4	4					13
Discharge	2937	2362	2282					7581
Loaded	2590	2415	1996					7001
Total Moves	5527	4777	4278					14582
Cranes used	P14,16,17	P14,16,18	P14,16,17					
Average GMPH	21.4	20.9	22.9					21.7
ISLANDER								
No. Vessel	2	2	2					6
Discharge	316	440	339					1095
Loaded	524	386	454					1364
Total Moves	840	826	793					2459
Cranes used	P16,17	P16,18	P16,17					
Average GMPH	18.2	20.8	16.4					18.5
SHUTTLE								
No. Vessel	5	6	4					15
Discharge	210	251	146					607
Loaded	213	265	230					708
Total Moves	423	516	376					1315
Cranes used	G2,3	G2,3	G2,3					
Average GMPH	17.2	14.1	16.4					15.9
MELL								
No. Vessel	5	4	4					13
Discharge	793	611	690					2094
Loaded	714	561	669					1944
Total Moves	1507	1172	1359					4038
Cranes used	G2,3	G2,3	G2,3					
Average GMPH	17.1	14.3	14.6					15.3
KYOWA								
No. Vessel	2	2	2					6
Discharge	138	111	59					308
Loaded	151	214	119					484
Total Moves	289	325	178					792
Cranes used	G2,Sg	G2	G2					
Average GMPH	8.8	7.8	9.6					8.7

**JULY - DECEMBER 2012
VESSEL OPERATION RECAP**

BARGE									
No. Vessel	1	1	1						3
Discharge	0	28	0						28
Loaded	1	0	1						2
Total Moves	1	28	1						30
Cranes used	G3	G2	G2						
Average GMPH	2.1	3	0.2						1.8
Kwangsi									
No. Vessel		1							1
Discharge		6							6
Loaded		0							0
Total Moves		6							6
Cranes used		G3							
Average GMPH		11.6							11.6
Pacific Conдор									
No. Vessel			2						2
Discharge			77						77
Loaded			128						128
Total Moves			205						205
Cranes used			G2,3						
Average GMPH			6.3						6.3
Anking									
No. Vessel			1						1
Discharge			55						55
Loaded			49						49
Total Moves			104						104
Cranes used			G2						
Average GMPH			5.1						5.1
Kwangtung									
No. Vessel			1						1
Discharge			85						85
Loaded			80						80
Total Moves			165						165
Cranes used			G3						
Average GMPH			6.3						6.3

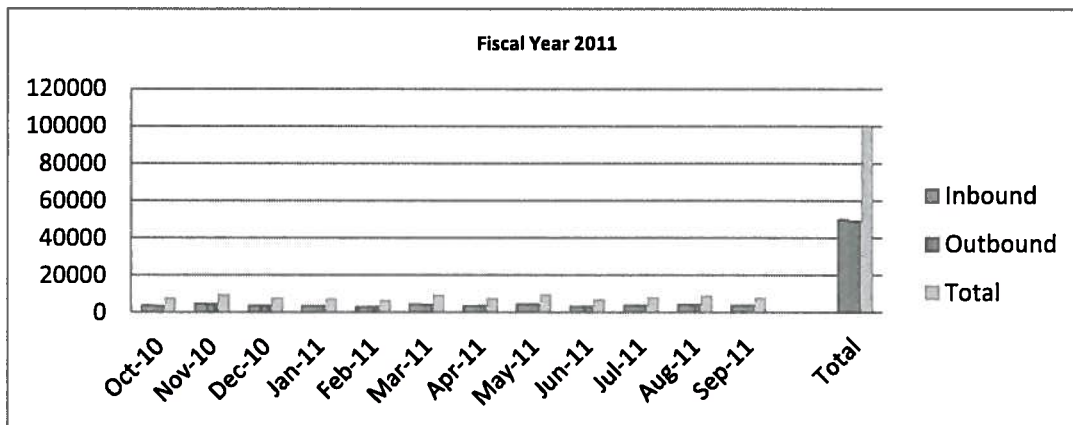
SUMMARIZED		
Total Vessels		61
Total Discharged		11936
Total Loaded		11760
Total Moves		23696

Month	Inbound	Outbound	Total
Oct-10	4063	3792	7855
Nov-10	4923	4844	9767
Dec-10	3919	4020	7939
Jan-11	3865	3780	7645
Feb-11	3340	3385	6725
Mar-11	4904	4498	9402
Apr-11	3825	3957	7782
May-11	4843	4898	9741
Jun-11	3665	3656	7321
Jul-11	4209	4129	8338
Aug-11	4658	4525	9183
Sep-11	4057	4062	8119

8318

(12 mos average)

Total	50271	49546	99817
-------	-------	-------	-------

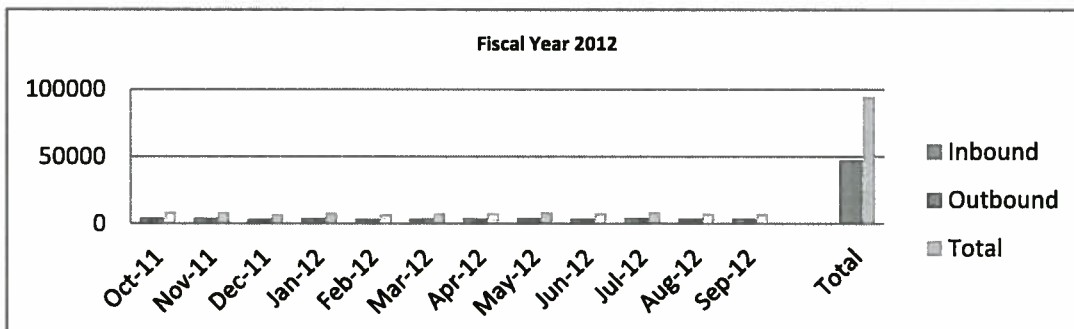


Month	Inbound	Outbound	Total
Oct-11	4248	4367	8615
Nov-11	4298	4179	8477
Dec-11	3421	3525	6946
Jan-12	4051	4102	8153
Feb-12	3523	3458	6981
Mar-12	3694	3877	7571
Apr-12	4014	3775	7789
May-12	4276	4406	8682
Jun-12	3912	3910	7822
Jul-12	4394	4189	8583
Aug-12	3809	3796	7605
Sep-12	3733	3719	7452

7890

(12 mos average)

Total	47373	47303	94676
-------	-------	-------	-------



"Matson Navigational"

"Matson Navigational"																	
Vessel	Voy.	Arrive	Depart	First Lift	Last Lift	Lifts		Total Cntrs	Total TEUs	Ops Hrs	Loss Hrs	Berth Hours	G # 2	G # 3	Down Time	Gmph	
						In	Out										
Maunalei	65	04 Sept - 21:03	05 Sept - 23:05	04 Sept - 22:13	05 Sept - 20:38	485	385	870	1688.5	22.4	4.2	26				27.2	23.1
RJ Pfeiffer	374	12 Sept - 10:59	13 Sept - 21:06	12 Sept - 13:18	13 Sept - 20:21	682	554	1236	2258.8	31.2	9.5	34.9				30.1	23.7
Manukai	130	18 Sept - 09:32	19 Sept - 10:20	18 Sept - 10:31	19 Sept - 06:25	489	389	878	1703.0	19.9	6.2	20.1			0:00	25.5	21.5
Manulani	85	25 Sept - 11:26	26 Sept - 18:13	25 Sept - 12:16	26 Sept - 17:18	626	668	1294	2407.3	29	7.8	30.8			0:00	27.2	23.2
								0									
Total:						2282	1996	4278	8057.6								

Month Nmph/Gmph Average: 27.5 | 22.9

"Matson Navigational" (Islander Matson)

[illegible]

Month Nmph/Gmph Average: 23.0 | 16.4

"Marianas Steamship Agency" (Super Shuttle)

[illegible]

Month Nmph/Gmph Average: 21.1 | 16.4

"Marianas Steamship Agency" (Kyowa)

Vessel	Voy.	Arrive	Depart	First Lift	Last Lift	Lifts		Total	Total	Ops		Loss		Berth	G #1	G #2	Down Time	Shift GMPH					Nmph	Gmph
						In	Out	Cntrs	TEUs	Hrs	Hrs	Hrs	Hrs					1st	2nd	3rd	4th	5th		
Hibiscus	140	04 Sept - 09:48	04 Sept - 16:42	04 Sept - 11:08	04 Sept - 16:34	0	52	52	77	5.4	0.6	6.9	6.9	0:00				13					14.9	12.6
Cattleya	126	28 Sept - 16:54	29 Sept - 18:24	28 Sept - 19:42	29 Sept - 18:14	59	67	126	174	22.5	11.3	25.5	25.5	0:04				16	6.4				16.7	6.7
								0																
Total:						59	119	178	251															

Month Nmph/Gmph Average: 15.8 | 9.6

"CTSI" (Mell)

Vessel	Voy.	Arrive	Depart	First Lift	Last Lift	Lifts		Total	Total	Ops	Loss	Berth		Down Time	Shift GMPH					Nmph	Gmph		
						In	Out					Cntrs	TEUs		Hrs	Hrs	1st	2nd	3rd			4th	5th
						C	#	C	#	Me	Ma	Bu											
Seringat	14	03 Sept - 18:48	04 Sept - 19:30	04 Sept - 01:38	04 Sept - 18:39	216	117	333	393	17	4.5	24.7	0:00	0:00				18	8.7			14.5	12.1
Singapore	104	10 Sept - 07:48	11 Sept - 04:54	10 Sept - 09:34	11 Sept - 02:59	136	209	345	433	17.4	4.4	21.1	0:00	0:55				15	12			17.8	14.5
Springwood	18	17 Sept - 11:48	18 Sept - 07:00	17 Sept - 13:38	18 Sept - 06:18	195	192	387	453	16.7	0.9	19.8	0:00	0:20				16	18			20.3	16.8
Seringat	15	24 Sept - 06:54	24 Sept - 21:30	24 Sept - 07:54	24 Sept - 21:27	143	151	294	372	13.6	5.3	14.6	0:16	0:24				15	11			20.6	14.9
								0															
Total:						690	669	1359	1651														

Month Nmph/Gmph Average: 18.3 | 14.6

"Marianas Steamship Agency" (Pacific)

"Marianas Steamship Agency" (Pacific)																									
Vessel	Voy.	Arrive	Depart	First Lift	Last Lift	Lifts		Total	Total	Ops	Loss	Berth		Down Time	C #3	C #2	Machinery	Bunkers	Shift GMPH					Nmph	Gmph
						In	Out					Cntrs	TEUs						Hrs	Hrs	Hours	Hours	1st		
Condor	108	04 Sept - 18:00	06 Sept - 07:00	05 Sept - 03:04	06 Sept - 06:04	60	49	109	133	27	14.9	37	0:00	0:00						19	9	25		17.4	5.1
Condor	108	16 Sept - 06:54	17 Sept - 23:54	17 Sept - 08:25	17 Sept - 23:28	17	79	96	135	39.1	4.5	41	0:00						6.1	12			11.7	7.5	
								0																	
Total:						77	128	205	268																

Month Nmph/Gmph Average: 14.6 | 6.3

[illegible][illegible]

Month Nmph/Gmph Average: 16.9 | 6.3

"MSA" (2011 Barge)

Vessel	Voy.	Arrive	Depart	First Lift	Last Lift	Lifts		Total	Total	Ops	Loss	Berth	#	C	Down Time	Mach	Mach	Mach	Mach	Mach	Mach	Mach	Shift GMPH					Mach					
						In	Out																Cntrs	TEUs	Hrs	Hrs	Hours		1st	2nd	3rd	4th	5th
Barge	12-003	26 Sept - 19:17	27 Sept - 09:48	27 Sept - 04:16	27 Sept - 04:42	0	1	1	2	5.3	4.8	14.5	0:00														2.3	0.2					
								0																									
								0																									
Total:						0	1	1	2																								

Month Nmph/Gmph Average: 2.3 | 0.2



PORT OF GUAM
ATURIDATI PUETTON GUAHAN
Jose D. Leon Guerrero Commercial Port
1026 Cabras Highway, Suite 201, Piti, Guam 96925
Telephone: 671-477-5931/35 Facsimile: 671-477-2689/4445
Website: www.portguam.com



Eddie Baza Calvo
Governor of Guam
Ray Tenorio
Lieutenant Governor

October 22, 2012

MEMORANDUM

TO: Board of Directors
FROM: Procurement and Supply Manager
SUBJECT: Procurement Division Status Report for October 2012

1. Request for Proposals

a. No. 12-003: Performance Management Services for Port's Cranes

Two (2) Proposals were received on the established deadline of September 14, 2012, namely Shaw GBB, LLC and Marine Technical Services. Pursuant to the guidelines of the Request For Proposals, an evaluation committee was established to evaluate the proposals and rank the Offerors. The Evaluation Committee has completed their evaluation and has ranked **Marine Technical Services** as the highest ranked and best Offeror.

As a result of the evaluation process, the Port will enter into negotiations with the selected Offeror. Upon successful negotiations, approval for contract award will be presented to the Board of Directors.

b. No. 12-004: Risk Management Services

On September 25, 2012 (submission deadline), two (2) proposals responded to RFP. Qualifications review of the proposals resulted in One (1) qualifying Offeror. The established Committee is currently evaluating the sole technical proposal. Upon completion, Port Negotiations committee will enter discussions and negotiations with Offeror. Approval for contract award will be presented to the Board of Directors.

2. Invitation for Bids – Construction (No open bids)

3. Invitation for Bid – General Services Agency (No open bids)

4. Contract Management:

a. Contract Modification to Agreement No. RFP-11-004 for \$41,998.78

Consultant: N.C. Macario & Associates

Project Title: A/E Design Consulting Services for Replacement/Upgrade of Petroleum Pipelines at Golf Pier

Brief details of Amendment to Contract: (see attached proposal)

Consultant is to provide design, develop plans and specifications ready to bid for the installation a new Motor Operational Valves (MOV) on the existing pipeline. Cost proposal include completion of 100% design work for 14-days upon NTP and NTE 30-days final completion (final design and final bid specifications).



N.C. MACARIO & ASSOCIATES, INC.

Engineering * Planning * Construction Management * Value Engineering
270 Guerrero Dr. Tamuning, Guam 96913 Telephone: (671) 646-0947 Fax: (671) 646-0901
P.O. Box 784 Hagatna, GU 96932 * e-mail: ncma@guam.net and ncm@ncmacario.com

Ms. Mary Torres
General Manager
Jose D. Leon Guerrero Commercial Port
1026 Cabras Highway, Suite 201
Piti, Guam 96925

October 18, 2012

Subj: Proposal for RFP No. PAG-011-004 A/E Design Consulting Services, Amendment to Install MOV at the Fuel Pipeline.

N.C. Macario & Associates, Inc. (NCMA) is pleased to submit this fee proposal for the above subject as requested by Mr. Simeon De Los Santos via email dated October 09, 2012 to install the MOV (Motor Operated Valve for the pipeline as a separate contract.

1. **Project Description:** Install a new Motor Operated Valves (MOV) on the existing pipeline to be replaced. The new MOVs will require power connections and control connections to ensure that the valves will be shut off as required in an emergency. Also since the MOVs will be installed earlier than the replacement of the pipelines, pipe reducers will be required with the new MOV.
2. **Scope of Services:** NCMA (consultant) shall develop Plans, Specifications and Cost Estimates to be used for competitive bidding to Install new MOVs on the fuel pipelines at Golf Pier. Project includes new MOV Valve Pit Modifications, Mechanical Valves and Electrical Power and Controls tied in with the existing Golf Pier Control system. Consultant (NCMA) shall develop the construction plan to enable one or two lines to be operational at all times for the continuous delivery of products. NCMA shall work closely with the Port and End user for the development of this schedule. Consultant shall assist the Port during the bidding stage and award of project. Consultant shall review and approve material submittals and testing requirements and conduct Construction Observations during actual construction, four (4) site visits allocated. PAG shall be responsible for providing Work and Entry Permits (where applicable) to conduct field investigation.
3. **TIME AND DURATION OF THE WORK INVOLVED:** Consultant shall commence work immediately and upon receipt of the Notice to Proceed (NTP) and shall complete the 100% design within fourteen (14) calendar days after the date of Notice to Proceed for 100% review by PAG. All work required for the Scope of Services/Work shall be completed within thirty (30) days of the signing of the Agreement or Contract.
4. **Compensation:** Based on the project requirement, scope of services and short project completion schedule we propose a fee of Forty one thousand nine hundred ninety eight and 78/100 dollars (\$41,998.78), please see attached breakdown of fee dated October 18, 2012.

We appreciate this opportunity of presenting this proposal for engineering services. Please do not hesitate to contact me at (671) 646-0947 or e-mail ncma@guam.net and ncm@ncmacario.com for more information or further discussion. We look forward to working with you on this project.

Sincerely,

Nemencio C. Macario, P.E., S.E.
Principal

Attachment: NCMA Fee Schedule 10/18/2012

FY-13 PERSONAL INJURIES

(10/01/12 to 09/30/13)

10/25/2012

<u>Divisions</u>	<u>*Lost-time</u>	<u>*Recordable</u>
Stevedoring	0	1
Transportation	0	1
Terminal	0	0
EQMR	0	0
Others	<u>0</u>	<u>0</u>
Total	0	2

Summary for FY-2013 (to date):

Personal Injuries = 2 recorded: Zero (0) lost-time* and Two (2) recordable**

***Lost-time** = If an employee was injured on the job and medical doctor sent him/her home, his/her injury is considered a lost-time.

****Recordable** = If an employee was injured on the job and medical doctor treated him/her and released him/her back to work on the same day (Recordable because of medical charges).

Last disabling work injury: 09/04/2012

Number of Days since Last Disabling Work Injury: **51**

WORKERS COMPENSATION QUARTERLY ASSESSMENT COMPARISON

	FY2009	FY2010	FY2011	FY2012
1ST QUARTER	\$12,922.65	\$8,287.04	\$19,432.82	Am't 2x next qtr
2ND QUARTER	\$6,822.45	\$1,541.60	\$13,187.05	\$13,605.37
3RD QUARTER	\$10,115.82	\$5,761.96	\$4,188.73	\$14,684.79
4TH QUARTER	\$6,399.48	\$14,476.97	\$11,753.93	\$ 8,340.69
ANNUAL TOTAL	\$36,260.40	\$30,067.57	\$48,562.53	\$36,630.85

DEPARTMENT	DESCRIPTION	QNR	REF PO#	PO#	ACCOUNT#	AMOUNT
TRANSPORTATION	ULTAR LOW SULFUR DIESEL FUEL	11675-ON --- 3109 GSA/PAG-011-001	PO#9456	10126-OS 10/1/12	330.8526	\$ 385,000.00
IT	RENEWAL POP3 E MAIL SERVICES	11725-ON --- GSA/PAG-003-10	PO# 9456	10117-OS 10/1/12	70.8214	\$ 5,400.00
IT	RENEWAL BADGING & SECURITY	11726-ON --- REF: PO#9989-OS	PO# 8898-OS	10114-OS 10/1/12	670.8363	\$ 3,960.00
IT	WEB DEVELOPMENT/HOSTING/MAINT	11731-ON --- GSA/PAG-002-10 (Ref: PO# 8503-OS)	PO# 8503-OS	10127-OS 10/1/12	70.8214	\$ 11,107.80
PROCUREMENT	ISSUE TO COVER THE COST FOR COPIER LEASE	11736-ON --- GSA/PAG 002-12	PO# 9749-OS	9/30/12	630.8665 EQMTRENT	\$ 48,000.00
CLERICAL	RENEWAL OF PITNEY BOWES	11740-ON --- GSA PD 95-01 (Ref: PO# 9137-OS)	PO# 9137-OS	10113-OS 10/1/12	610.8521	\$ 525.87
FACILITY	SOLID WASTE DISPOSAL EQMR & WELDERS (WOOD ONLY)	11621-ON --- GSA 040-12 & GSA 042-12	PO# 9790-OS	10118-OS 10/1/12	70.8324	\$ 26,520.00
FACILITY	SOLID WASTE DISPOSAL PAG CRANE, FAC. MAIN	11620-ON --- GSA 040-12 & GSA 042-12	PO# 9935-OS	10120-OS 10/1/12	70.8324	\$ 60,736.00
FACILITY	SOLID WASTE DISPOSAL AGAT & AGANA MARINA	11619-ON --- GSA 040-12 & GSA 042-12	PO# 9934-OS	10119-OS 10/1/12	70.8324	\$ 119,808.00
FACILITY	SOLID WASTE DISPOSAL FOR PARKING AREA	11618-ON --- GSA 040-12 & GSA 042-12	PO# 9933-OS	10121-OS 10/1/12	70.8324	\$ 21,216.00
PLANNING	UNLIMITED AIRTIME SERVICE	11681-ON --- Ref: PO# 's 9110-OS / 9939-OS / 9850-OS		10116-OS 10/1/12	70.9220 HS2008	\$ 43,188.00
FINANCE	UNLIMITED AIRTIME SERVICE	11738-ON --- Ref: PO# 's 9451-OS / 8921-OS		10123-OS 10/1/12	675.8366 COMM	\$ 66,256.48
IT	PTP METRO-E CONNECTION	11710-ON --- GSA 32-07 Long Distance Telecommunication internet & Bandwidth Item# 5.1	Pls try 9456-OS		70.8214	\$ 28,512.00
IT	RENEWAL VERTEX TAX I	11730-ON		10125-OS	670.8363	\$ 3,140.00
IT	RENEWAL GENERAL REPAIR PRINTER	11844-ON			670.836	\$ 6,300.00
IT	IBM	11689-ON		10128-OS	670.8363	\$ 26,904.54
IT	JD EDWARDS	11690-ON		1079-OS	670.8363	\$ 56,992.36

Procurement	Advertisement:	630.8665 ADV	\$ 8,000.00	amount requested
Procurement	Drinking Water	630.862	\$ 15,000.00	amount requested
Harbor Master	Diving Services			
Harbor Master	Radio Maintenance			
IT	IBM Services			

waiting for budget to be approved to enter into requisition

waiting for budget to be approved to enter into requisition

New Carrier Outreach Proposal

In light of ongoing endeavors to acquire the POLA cranes and awaiting PUC approval for the crane surcharge, it is suggested that the Port actively pursue a new carrier outreach program after these matters are accomplished. The Port Authority will be more marketable when it owns the POLA and Hitachi cranes and updated tariffs are in place. With budget constraints imposed and limited resources, the following recommendations are made:

- Direct Marketing – sending Port material direct to the address of the potential shipping lines by post to generate a direct response. Material will include press kits, brochures, pamphlets, leaflets, CD-Rom's, DVD's etc. with information on the Port's facility, services, etc. containing information appealing to the reader to generate new business.
 - Marketing will prepare materials for distribution to specific shipping lines that may be interested in the Western Pacific routes.
- Websites, Internet, Email – utilize electronic media to distribute Port material to potential carriers and soliciting a direct response. This mode of recruitment is quick and requires no expense from the Port Authority.
 - Marketing will prepare materials for distribution to specific shipping lines via electronic media that may be interested in the Western Pacific routes.
- Trade Shows, Conference, Exhibitions – BOD/Management can take advantage of personal contact made at off-island travel for the Port Authority to talk to potential customers, which dramatically increases the chances of getting the message across. Events of this nature offer good possibilities for follow-up PR activity, which can contribute greatly to building a customer-friendly image.
 - Port materials will be provided to BOD/Management when traveling on behalf of PAG
- Editorials – utilize editorials on magazines such as World Wide Shipping and Shipping Port International. However, these editorials often comes as an advertising package, could be costly for the Port.
 - Marketing has looked into this option - see attached proposal.
- Networking and Clubs – Word of mouth and personal referral is one of the best forms of advertising. Using business networking methods to develop contacts and introductions is an especially cost-effective marketing method for consumer services and products, and more particularly for business-to-business services.
 - BOD/Management will take a more active role in pursuing new carriers through their affiliation with associations and membership clubs.
- Print Media – Advertise in magazine with widest distribution within the maritime industry such as World Wide Shipping and Shipping Port International which can be costly to the Port Authority.
 - Will pursue if funding is available.

SHIPPING PORT

INTERNATIONAL

THE INTERNATIONAL SHOWCASE FOR SHIP OWNERS AND OPERATORS

**DISCOVER NEW
DESTINATIONS,
PARTNERS
AND ROUTES**

Shipping Port International, to be published in August 2012, will be the world's first publication solely dedicated to showcasing the world's shipping ports, MTOs and stevedoring companies. The 150-page report will be circulated globally to over 8,500 operations directors and voyage planners at the world's shipping lines, from cargo carriers and tankers to industrial fleets and cruise liners. In effect, *Shipping Port International* will provide the ever-growing commercial shipping industry with a beautifully illustrated, highly informative reference publication that helps fleet owners and operators select the right port and service provider for their needs.



SHIPPING PORT

INTERNATIONAL

SHOWCASE 2012

Annual Showcase

Shipping Port International will be the world's first publication that showcases major international sea and river ports to a global audience of commercial ship owners and operators. The publication will highlight port features such as the obvious, i.e. location, but also present each invited participant's cargo-handling facilities, berthing ability, specialist on-site services, hinterland connections, approach and entry facts, traffic statistics, and security and safety systems in place. In short, *Shipping Port International* will showcase all of the key reasons why shipping companies should choose your port over others.



Circulation

- *Shipping Port International* will be sent internationally to over 8,500 key decision makers within the world's commercial shipping lines. The publication will specifically target operations directors and voyage planners of cargo, tanker, and industrial operators as well as cruise ships owners.

Furthermore, the circulation database has been built entirely in-house and only consists of the top-tier of marine industry decision makers, and not one issue will be wasted by sending it to someone who hasn't requested a copy. The geographical split sees almost 35% of the circulation going into North America; 35% reaching Europe, and 30% being sent to Asia-Pacific.

Editorial contributions

- Selected advertisers who booked a full-page advertisement will be invited to contribute a technical white paper, in-depth case study of up to 2,000 words or potentially be asked to be the subject of a high-profile interview. Space permitting, half-page advertisers may be selected to contribute a paper or case study or up to 1,000 words. All features must be accompanied by photographs, graphs, tables and charts.

Advertising rates

- Full- or half-page advertisements are available, with DPS and cover opportunities subject to availability.

Full-page advertisement - £4,350 = \$5,647.81
with up to 2,000 words for a white paper or case study (by invitation only)

Half-page advertisement - £3,450 = \$4,479.29
with up to 1,000 words for a white paper or case study (subject to availability and invitation only)

Invoicing in September 2012

Contact us

- For further information contact Mike Robinson on +44 1306 743744 or email: mike.robinson@ukipme.com
UKIP Media & Events Ltd, Abinger House, Church Street, Dorking, Surrey RH4 1DF, UK.

About the publisher

UKIP Media & Events Ltd was established in 1991. The company publishes over 30 world-leading and award-winning magazines in numerous sectors including marine, motorsport, aviation, road traffic management and rail. Employing over 150 people, UKIP Media & Events is the publisher of *Marine Maintenance Technology International*, and also organises over 25 international exhibitions held in places as far flung as New York, Shanghai, Detroit and Stuttgart. Our business is presenting the industry with informative, mission-critical information in a beautifully designed, high-quality, informative, educational and entertaining publication.

All pictures are courtesy of Maersk, Harwich International Port, Port of Felixstowe and London Thamesport

**Port Authority of Guam
Board of Directors Regular Meeting
October 25, 2012
Executive Summary**

**Design/Build - Gregorio D. Perez Marina New Waterline Project
Invitation For Bid No. CIP 12-005**

PURPOSE: Request for Board's approval to award the construction contract for the above referenced project under Invitation For Bid No. CIP 12-005.

BACKGROUND:

In September 4, 2012, an Invitation For Bid (IFB) was issued to solicit a construction work for the Gregorio D. Perez (Hagatna) New Water Line – Design/Build Project. A pre-bid conference was held on September 13, 2012 and the bid opening took place on September 25, 2012. Sixteen (16) firms expressed their interest by purchasing the bid package and eight (8) bidders submitted their bid proposals prior to the established deadline.

The chart below depicts the result of the bid submittals:

Bidders	Bid Amount	VARIANCE From Gov't Estimate (\$110,000)	
		\$	%
<i>Maeda Pacific Corporation</i>	\$ 119,600.00	\$ 9,600.00	8.73%
AMI Builders	\$ 126,333.60	\$ 16,333.60	14.85%
Reliable Builders	\$ 143,000.00	\$ 33,000.00	30.00%
IAN Corporation	\$ 149,287.65	\$ 39,287.65	35.72%
Black Construction	\$ 165,169.00	\$ 55,169.00	50.15%
BME & Sons	\$ 187,400.00	\$ 77,400.00	70.36%
IBBC	\$ 266,549.38	\$ 156,549.38	142.32%
Rex International	\$ 274,600.00	\$ 164,600.00	149.64%

FINANCE REVIEW

The lowest bid amount of \$119,600.00 represents **\$9,600.00 or 8.73% more** than government estimate. This project is funded under the Capital Improvement Project with a budget of \$120,000.00.

LEGAL REVIEW:

Upon approval of award and bidder's compliance to Performance and Payment Bond requirement, bid submittal documents will be transmitted to Legal Counsel for review and approval of construction contract as to form.

RECOMMENDATION

Management requests the Board of Directors motion to approve the award to **Maeda Pacific Corporation** in the amount of **\$119,600.00**. Maeda Pacific Corporation has been deemed to have met all the requirements set forth in the IFB and is consistent with the Guam Procurement Regulations.

**Port Authority of Guam
Board of Directors Regular Meeting
October 25, 2012**

**Executive Summary
Design/Build – Port Security Enhancement Project
Invitation For Bid No. CIP-12-006**

PURPOSE: Request for Board's authorization to approve contract award for the Port Security Enhancement Project.

BACKGROUND:

The Port Security Enhancement Project (PSEP) is a multiple component project that includes the building construction of the Maritime & Port Security Operations Center and the integration of all security and communications systems. The system integration component includes the installation, programming, and maintenance of multiple systems such as security surveillance system, CCTV, security access control, CATV, radio communications, voice and data systems.

In August 1, 2012, an Invitation For Bid (IFB) was issued to solicit construction work for the above project. The deadline for submission and the bid opening took place on September 28, 2012. Nineteen (19) firms expressed their interest by purchasing the bid package; however, seven (7) bidders submitted their bid proposals prior to the established deadline. The attached bid analysis and the worksheet below illustrates the complete list of the bid price submittals from the bidders.

Bidder	Bid Amount	VARIANCE From Gov't Estimate (\$4,670,949.00)	
		\$	%
Pro Pacific Builders **	\$ 2,333,630.00	\$ (2,337,319.00)	-50.04%
Maeda Pacific Guam	\$ 2,933,000.00	\$ (1,737,949.00)	-37.21%
AIC International Inc.	\$ 3,453,947.00	\$ (1,217,002.00)	-26.05%
Allied Builders Inc.	\$ 3,596,000.00	\$ (1,074,949.00)	-23.01%
Black Construction	\$ 4,987,365.00	\$ 316,416.00	6.77%
DCK Pacific Guam	\$ 5,095,155.00	\$ 424,206.00	9.08%
SAIC	\$ 5,279,441.00	\$ 608,492.00	13.03%

****bid rejected**

LEGAL REVIEW: Upon Board's approval of the award, procurement documents and draft contract will be forwarded to Legal Counsel for review and approved as to form.

FINANCE REVIEW: The entire project is funded by multiple grant awards from the US Department of Homeland Security through the Federal Emergency and Management Agency's grant program. The total grant award for this project is \$4,948,064.

RECOMMENDATION

Management requests the Board of Directors motion to approve the award to **Maeda Pacific Guam** in the amount of **\$2,933,000.00**. Maeda Pacific Guam has been deemed to have met all the requirements set forth in the IFB and is consistent with the Guam Procurement Regulations.

BOARD OF DIRECTORS

*Daniel J. Tydingco, Chairman
Michael T. Benito, Vice Chairman
Mary Michelle Gibson, Secretary
Eduardo R. Ilao, Member
Christine Won Pat Baleto, Member*



Resolution No. 2012-08

**RELATIVE TO COMMENDING AND CONGRATULATING MR. JOSEPH T. CAMACHO
ON HIS RETIREMENT FROM THE PORT AUTHORITY OF GUAM**

BE IT RESOLVED BY THE BOARD OF DIRECTORS OF THE PORT AUTHORITY OF GUAM:

WHEREAS, Mr. Joseph T. Camacho, an employee of the Port Authority of Guam, retired November 21, 2012 after 14 years of government service at the Port; and

WHEREAS, on June 21, 1976, Mr. Camacho began his public service career as a General Helper at the Guam Airport Authority on December 24, 1996; he later accepted the position of Maintenance Custodian Supervisor with the Port; and

WHEREAS, with Mr. Camacho's personality and supervisory skills the Port did not hesitate to appoint him as the Acting Superintendent for the Facility Maintenance Division in January 1997; his keen characteristics of quality control further gave management the confidence to designate him as the Quality Assurance Evaluator in April 2003; and

WHEREAS, Mr. Camacho performed his duties in a highly satisfactory manner, always portraying team work and the "can do" spirit; and

WHEREAS, Mr. Camacho will be sorely missed, all concerned wish him the best on his retirement; now therefore be it

RESOLVED, that the Board of Directors on behalf of the employees and management of the Port Authority of Guam commend Mr. Joseph T. Camacho, for his public service and hope that his retirement will be a happy and fruitful period for him and his family; and be it further

RESOLVED, that the Secretary certify to and the Chairman attest the adoption hereof and that copies of the same be thereafter transmitted to Mr. Joseph T. Camacho.

**PASSED AND ADOPTED UNANIMOUSLY BY THE BOARD OF
DIRECTORS THIS 15th DAY OF OCTOBER, 2012.**

**DANIEL J. TYDINGCO
CHAIRMAN, BOARD OF DIRECTORS
PORT AUTHORITY OF GUAM**

Mary Michelle Gibson
**MARY MICHELLE GIBSON
SECRETARY, BOARD OF DIRECTORS
PORT AUTHORITY OF GUAM**

BOARD OF DIRECTORS

*Daniel J. Tydingco, Chairman
Michael T. Benito, Vice Chairman
Mary Michelle Gibson, Secretary
Eduardo R. Ilao, Member
Christine Won Pat Baleto, Member*



Resolution No. 2012-09

**RELATIVE TO COMMENDING AND CONGRATULATING MR. MICHAEL A. TAITANO ON HIS
RETIREMENT FROM THE PORT AUTHORITY OF GUAM**

BE IT RESOLVED BY THE BOARD OF DIRECTORS OF THE PORT AUTHORITY OF GUAM:

WHEREAS, Mr. Michael A. Taitano, an employee of the Port Authority of Guam, retired July 27, 2012, after 22 years of government service at the Port; and

WHEREAS, Mr. Taitano is the proud parent of Michael Anthony; and

WHEREAS, Mr. Taitano began his public service career as a Security Guard on July 16, 1990; his duties and responsibilities increased resulting in a change to his position title to Security Officer on August 19, 1991; on June 27, 1995 he was promoted to the position of Port Police II; and was Acting Port Police Supervisor for the period of April to August 2000 with the Port Police Division; and

WHEREAS, Mr. Taitano received numerous outstanding performance awards for Employee of the Month (August 1996); nominated for Employee of the Month (April 1998); member of the Outstanding Work Center of the Quarter (April to June 1992); presented a Letter of Appreciation on March 1997, December 1998 and November 2001; and presented a Letter of Heroic Action on September 2004;

WHEREAS, Mr. Taitano performed his duties in a highly satisfactory manner; and


WHEREAS, Mr. Taitano will be sorely missed, all concerned wish him the best on his retirement; now therefore be it

RESOLVED, that the Board of Directors on behalf of the employees and management of the Port Authority of Guam commend Mr. Michael A. Taitano, for his public service and hope that his retirement will be a happy and fruitful period for him and his family; and be it further

RESOLVED, that the Secretary certify to and the Chairman attest the adoption hereof and that copies of the same be thereafter transmitted to Mr. Michael A. Taitano.

**PASSED AND ADOPTED UNANIMOUSLY BY THE BOARD OF
DIRECTORS THIS 15th DAY OF OCTOBER, 2012.**

**DANIEL J. TYDINGCO
CHAIRMAN, BOARD OF DIRECTORS
PORT AUTHORITY OF GUAM**


**MARY MICHELLE GIBSON
SECRETARY, BOARD OF DIRECTORS
PORT AUTHORITY OF GUAM**

BOARD OF DIRECTORS

*Daniel J. Tydingco, Chairman
Michael T. Benito, Vice Chairman
Mary Michelle Gibson, Secretary
Eduardo R. Ilao, Member
Christine Won Pat Baleto, Member*



Resolution No. 2012-10

**RELATIVE TO COMMENDING AND CONGRATULATING MRS. PATRICIA T. MUNOZ
ON HER RETIREMENT FROM THE PORT AUTHORITY OF GUAM**

BE IT RESOLVED BY THE BOARD OF DIRECTORS OF THE PORT AUTHORITY OF GUAM:

WHEREAS, Mrs. Patricia T. Munoz, an employee of the Port Authority of Guam, retired January 31, 2012 after 12 years of government service at the Port; and

WHEREAS, Mrs. Patricia T. Munoz is the wife of Joaquin G. Munoz and is the proud parent of two children - Cassandra and Mollyann; and

WHEREAS, on May 15, 1995, Mrs. Munoz began her public service career as an Auxiliary Worker for the Guam Police Department and was then hired on December 27, 1999 as a Clerk I with the Port; and

WHEREAS, Mrs. Munoz received numerous outstanding performance awards: member of the Outstanding Work Center of the Quarter (April to June 2001, January to March 2002, July to September 2002, July to September 2007), Outstanding Work Center of the Year in 2001; and given a Letter of Appreciation March 2010 for her exemplary service at the arrival of the Queen Mary II passenger vessel; and

WHEREAS, Mrs. Munoz not only performed her duties in a highly satisfactory manner but was an active member of the Port Authority of Guam Goodwill and Moral Association exemplifying pride and team spirit; and


WHEREAS, Mrs. Munoz, known to her Port Family as "Baby Love", will be sorely missed; her cheerful smile and kind words brings joy to those she comes in contact with; she is remembered most for her last words when leaving a room is "Don't Worry Be Happy"; all concerned wish her the best on her retirement; now therefore be it

RESOLVED, that the Board of Directors on behalf of the employees and management of the Port Authority of Guam commend Mrs. Patricia T. Munoz, for her public service and hope that her retirement will be a happy and fruitful period for her and her family; and be it further

RESOLVED, that the Secretary certify to and the Chairman attest the adoption hereof and that copies of the same be thereafter transmitted to Mrs. Patricia T. Munoz.

**PASSED AND ADOPTED UNANIMOUSLY BY THE BOARD OF
DIRECTORS THIS 15th DAY OF OCTOBER, 2012.**

**DANIEL J. TYDINGCO
CHAIRMAN, BOARD OF DIRECTORS
PORT AUTHORITY OF GUAM**


**MARY MICHELLE GIBSON
SECRETARY, BOARD OF DIRECTORS
PORT AUTHORITY OF GUAM**

BOARD OF DIRECTORS

*Daniel J. Tydingco, Chairman
Michael T. Benito, Vice Chairman
Mary Michelle Gibson, Secretary
Eduardo R. Ilao, Member
Christine Won Pat Baleto, Member*



Resolution No. 2012-11

**RELATIVE TO COMMENDING AND CONGRATULATING MR. JOAQUIN G. MUNOZ
ON HIS RETIREMENT FROM THE PORT AUTHORITY OF GUAM;**

BE IT RESOLVED BY THE BOARD OF DIRECTORS OF THE PORT AUTHORITY OF GUAM:

WHEREAS, Mr. Joaquin G. Munoz, an employee of the Port Authority of Guam, retired September 21, 2012 after 12 years of government service at the Port; and

WHEREAS, Mr. Joaquin G. Munoz is the husband of Patricia T. Munoz, and is the proud parent of two children Cassandra and Mollyann; and

WHEREAS, on January 10, 1984, Mr. Munoz began his public service career as an Equipment Operator III; on March 27, 1989 he took the position of a Trades Helper (Merit Promotion to Plumber I); on November 27, 1991 he fulfilled necessary requirement to be promoted to a Plumber I; on December 3, 1997 he accepted a promotion to the position of a Plumber II with the Facility Maintenance Division; and

WHEREAS, Mr. Munoz received numerous outstanding performance awards; Employee of the Month July 2000; Employee of the Quarter (July to September 2006), member of the Outstanding Work Center of the Quarter (July to September 1997, April to June 2003, October to December 2006, and July to September 2007); member of Outstanding Work Center of the Year in 2003, 2005, 2006 and 2007; presented a letter of appreciation for assisting in the arrival of the Queen Mary II on March 29, 2010; and

WHEREAS, Mr. Munoz performed his duties in a highly satisfactory manner and was an active member and loyal supporter of the Port Authority of Guam Goodwill and Moral Association; and


WHEREAS, Mr. Munoz will be sorely missed, all concerned wish him the best on his retirement; now therefore be it

RESOLVED, that the Board of Directors on behalf of the employees and management of the Port Authority of Guam commend Mr. Joaquin G. Munoz, for his public service and hope that his retirement will be a happy and fruitful period for him and his family; and be it further

RESOLVED, that the Secretary certify to and the Chairman attest the adoption hereof and that copies of the same be thereafter transmitted to Mr. Joaquin G. Munoz.

**PASSED AND ADOPTED UNANIMOUSLY BY THE BOARD OF
DIRECTORS THIS 15th DAY OF OCTOBER, 2012.**

**DANIEL J. TYDINGCO
CHAIRMAN, BOARD OF DIRECTORS
PORT AUTHORITY OF GUAM**


**MARY MICHELLE GIBSON
SECRETARY, BOARD OF DIRECTORS
PORT AUTHORITY OF GUAM**

BOARD OF DIRECTORS

*Daniel J. Tydingco, Chairman
Michael T. Benito, Vice Chairman
Mary Michelle Gibson, Secretary
Eduardo R. Ilao, Member
Christine Won Pat Baleta, Member*



Resolution No. 2012-12

**RELATIVE TO COMMENDING AND CONGRATULATING MR. JOHN Q. SARMIENTO
ON HIS RETIREMENT FROM THE PORT AUTHORITY OF GUAM**

BE IT RESOLVED BY THE BOARD OF DIRECTORS OF THE PORT AUTHORITY OF GUAM:

WHEREAS, Mr. John Q. Sarmiento, an employee of the Port Authority of Guam, retired December 2, 2011 after 15 years of government service at the Port; and

WHEREAS, Mr. John Q. Sarmiento is the husband of Thelma E.M. Sarmiento and is the proud parent of five children - Tricia, Kimberly, John, Alan and Thomas; and

WHEREAS, on January 7, 1991, Mr. Sarmiento began his public service career as a Legislative Assistant II with the 21st Guam Legislature; on December 18, 1995, he later accepted the position as a Planner Work Coordinator with the Transportation Division; and

WHEREAS, Mr. Sarmiento worked diligently behind the scene to ensure that tasks within Transportation Division were accomplished in a timely manner. Always willing to lend a hand, he performed his duties with minimal instruction without seeking praise or recognition. He ensured management was kept abreast of all pertinent information relative to his division; and

WHEREAS, Mr. Sarmiento received a certificate on October 2000 for the Accumulation of 1,000 Hours of Sick Leave; and

WHEREAS, Mr. Sarmiento performed his duties in a highly satisfactory manner; and

WHEREAS, Mr. Sarmiento will be sorely missed, all concerned wish him the best on his retirement; now therefore be it

RESOLVED, that the Board of Directors on behalf of the employees and management of the Port Authority of Guam commend Mr. John Q. Sarmiento, for his public service and hope that his retirement will be a happy and fruitful period for him and his family; and be it further

RESOLVED, that the Secretary certify to and the Chairman attest the adoption hereof and that copies of the same be thereafter transmitted to Mr. John Q. Sarmiento.

**PASSED AND ADOPTED UNANIMOUSLY BY THE BOARD OF
DIRECTORS THIS 15th DAY OF OCTOBER, 2012.**

**DANIEL J. TYDINGCO
CHAIRMAN, BOARD OF DIRECTORS
PORT AUTHORITY OF GUAM**


**MARY MICHELLE GIBSON
SECRETARY, BOARD OF DIRECTORS
PORT AUTHORITY OF GUAM**

BOARD OF DIRECTORS

*Daniel J. Tydingco, Chairman
Michael T. Benito, Vice Chairman
Mary Michelle Gibson, Secretary
Eduardo R. Ilao, Member
Christine Won Pat Baletto, Member*



Resolution No. 2012-13

**RELATIVE TO COMMENDING AND CONGRATULATING MR. JUAN B. TOVES
ON HIS RETIREMENT FROM THE PORT AUTHORITY OF GUAM**

BE IT RESOLVED BY THE BOARD OF DIRECTORS OF THE PORT AUTHORITY OF GUAM:

WHEREAS, Mr. Juan B. Toves, an employee of the Port Authority of Guam, retired January 27, 2012 after 35 years of government service at the Port; and

WHEREAS, Mr. Juan B. Toves is the husband of Violet B. Toves, and is the proud parent of five children - John Jr., Arlene, Elizabeth, Michael and Marilyn; and

WHEREAS, Mr. Toves began his public service career as an Equipment Operator III on October 29, 197; on April 23, 1977 he took the position of a Construction Equipment Operator; on December 16, 1978 he was reclassified and promoted to a Crane Operator with the Transportation Division; and

WHEREAS, Mr. Toves received an award for outstanding performance as a member of the Transportation Division for Outstanding Work Center of the Quarter (April to June, 1997); was presented a Letter of Recognition in May 1979 and October 1978; and

WHEREAS, Mr. Toves performed his duties in a highly satisfactory manner; and

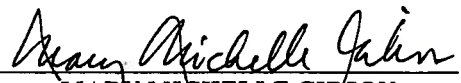
WHEREAS, Mr. Toves will be sorely missed, all concerned wish him the best on his retirement; now therefore be it

RESOLVED, that the Board of Directors on behalf of the employees and management of the Port Authority of Guam commend Mr. Juan B. Toves, for his public service and hope that his retirement will be a happy and fruitful period for him and his family; and be it further

RESOLVED, that the Secretary certify to and the Chairman attest the adoption hereof and that copies of the same be thereafter transmitted to Mr. Juan B. Toves.

**PASSED AND ADOPTED UNANIMOUSLY BY THE BOARD OF
DIRECTORS THIS 15th DAY OF OCTOBER, 2012.**

**DANIEL J. TYDINGCO
CHAIRMAN, BOARD OF DIRECTORS
PORT AUTHORITY OF GUAM**


**MARY MICHELLE GIBSON
SECRETARY, BOARD OF DIRECTORS
PORT AUTHORITY OF GUAM**

BOARD OF DIRECTORS

*Daniel J. Tydingco, Chairman
Michael T. Benito, Vice Chairman
Mary Michelle Gibson, Secretary
Eduardo R. Ilao, Member
Christine Won Pat Baleto, Member*



Resolution No. 2012-14

**RELATIVE TO COMMENDING AND CONGRATULATING MR. ALEXANDER P. DELORIE
ON HIS RETIREMENT FROM THE PORT AUTHORITY OF GUAM**

BE IT RESOLVED BY THE BOARD OF DIRECTORS OF THE PORT AUTHORITY OF GUAM:

WHEREAS, Mr. Alexander P. Delorie, an employee of the Port Authority of Guam, retired August 31, 2012, after 23 years of government service at the Port; and

WHEREAS, Mr. Alexander P. Delorie is the husband of Doris C. Delorie and is the proud parent of seven children - Alex, Ryan, Kevin Jude, Travis, Alexis, Alexander and Alex Ana; and

WHEREAS, on April 9, 1984, Mr. Delorie began his public service career as an Equipment Operator III (Short Term Employee); on August 1, 1995, he accepted a permanent position as an Equipment Operator II; on October 24, 1988, he was promoted to a Crane Operator; on November 11, 2002 he again was promoted to Crane Operator Leader; and on January 15, 2007 he was promoted to Transportation Supervisor due to his exceptional supervisory skills; and

WHEREAS, Mr. Delorie received numerous outstanding performance awards: nominated for Employee of the Month (June 1997, August 2000); nominated for Employee of the Quarter (April to June 2003); nominated for Supervisor of the Quarter (January to March 2005, July to September 2006 and October to December 2006); selected as Supervisor of the Quarter for (January to March 2005); nominated for Supervisor of the Year (October 2003 to September 2004); selected Supervisor of the Year (October 2004 to September 2005); and received a Letter of Appreciation on March 2010 for his exemplary service during the arrival of the Queen Mary II passenger vessel; and

WHEREAS, Mr. Delorie performed his duties in a highly satisfactory manner; and


WHEREAS, Mr. Delorie will be sorely missed, all concerned wish him the best on his retirement; now therefore be it

RESOLVED, that the Board of Directors on behalf of the employees and management of the Port Authority of Guam commend Mr. Alexander P. Delorie, for his public service and hope that his retirement will be a happy and fruitful period for him and his family; and be it further

RESOLVED, that the Secretary certify to and the Chairman attest the adoption hereof and that copies of the same be thereafter transmitted to Mr. Alexander P. Delorie.

**PASSED AND ADOPTED UNANIMOUSLY BY THE BOARD OF
DIRECTORS THIS 15th DAY OF OCOTBER, 2012.**

**DANIEL J. TYDINGCO
CHAIRMAN, BOARD OF DIRECTORS
PORT AUTHORITY OF GUAM**


**MARY MICHELLE GIBSON
SECRETARY, BOARD OF DIRECTORS
PORT AUTHORITY OF GUAM**

BOARD OF DIRECTORS

*Daniel J. Tydingco, Chairman
Michael T. Benito, Vice Chairman
Mary Michelle Gibson, Secretary
Eduardo R. Ilao, Member
Christine Won Pat Baletto, Member*



Resolution No. 2012-15

**RELATIVE TO COMMENDING AND CONGRATULATING MR. JOSE S. CRUZ ON
HIS RETIREMENT FROM THE PORT AUTHORITY OF GUAM**

BE IT RESOLVED BY THE BOARD OF DIRECTORS OF THE PORT AUTHORITY OF GUAM:

WHEREAS, Mr. Jose S. Cruz, an employee of the Port Authority of Guam, retired August 8, 2012, after 22 years of government service at the Port; and

WHEREAS, Mr. Jose S. Cruz is the husband of Josefa C. Cruz and is the proud parent of four children - Ann, Linda, Darleen and Steven; and

WHEREAS, on April 18, 1997, Mr. Cruz began his public service career as an Equipment Operator II; on November 24, 1997, he accepted the position of a Winch Operator in the Stevedoring Division; on April 9, 2007, he then transferred to a Rigger position; and on January 17, 2012 he was promoted to Rigger Leader; and

WHEREAS, Mr. Cruz nominated for and received numerous outstanding performance awards; Employee of the Quarter (April to June 2000 and January to March 2002); member of the Outstanding Work Center of the Quarter (April to June 1999, January to March 2000, October to December 2000, April to June 2001 and October to December 2004); member of the Outstanding Work Center of the Year (October 1997 to September 1998); and

WHEREAS, Mr. Cruz performed his duties in a highly satisfactory manner and exemplifying pride and team work within his division; and


WHEREAS, Mr. Cruz will be sorely missed, all concerned wish him the best on his retirement; now therefore be it

RESOLVED, that the Board of Directors on behalf of the employees and management of the Port Authority of Guam commend Mr. Jose S. Cruz, for his public service and hope that his retirement will be a happy and fruitful period for him and his family; and be it further

RESOLVED, that the Secretary certify to and the Chairman attest the adoption hereof and that copies of the same be thereafter transmitted to Mr. Jose S. Cruz.

**PASSED AND ADOPTED UNANIMOUSLY BY THE BOARD OF
DIRECTORS THIS 15th DAY OF OCTOBER, 2012.**

**DANIEL J. TYDINGCO
CHAIRMAN, BOARD OF DIRECTORS
PORT AUTHORITY OF GUAM**


**MARY MICHELLE GIBSON
SECRETARY, BOARD OF DIRECTORS
PORT AUTHORITY OF GUAM**

BOARD OF DIRECTORS

*Daniel J. Tydingco, Chairman
Michael T. Benito, Vice Chairman
Mary Michelle Gibson, Secretary
Eduardo R. Ilao, Member
Christine Won Pat Baleto, Member*



Resolution No. 2012-16

**RELATIVE TO COMMENDING AND CONGRATULATING MR. FRANCIS M. SALAS
ON HIS RETIREMENT FROM THE PORT AUTHORITY OF GUAM**

BE IT RESOLVED BY THE BOARD OF DIRECTORS OF THE PORT AUTHORITY OF GUAM:

WHEREAS, Mr. Francis M. Salas, an employee of the Port Authority of Guam, retired September 30, 2012 after 28 years of government service at the Port; and

WHEREAS, Mr. Francis M. Salas is the husband of Bertha Ann Salas and is the proud parent of four children - Christopher, Matthew, Stephanie and Joshua; and

WHEREAS, on February 12, 1977, Mr. Salas began his public service career as a Longshoreman; on July 2, 1984 he was promoted to a Winch Operator; on November 11, 1991 he again was promoted to a Crane Operator with the Transportation Division; and

WHEREAS, Mr. Salas received numerous outstanding performance awards for Employee of the Month (July 1996); nominated for Employee of the Month (August 1998); nominated for Employee of the Quarter (January to March 1988, April to June 1996 and January to March 2006); a member of the Outstanding Work Center of the Month (March 1981); member of the Outstanding Work Center of the Quarter (April to June 1997); was given a Letter of Appreciation for a Job Well Done on November 1993; and Sick Leave Award for accumulating 1000 hours in 1997; and

WHEREAS, Mr. Salas performed his duties in a highly satisfactory manner; and


WHEREAS, Mr. Salas will be sorely missed, all concerned wish him the best on his retirement; now therefore be it

RESOLVED, that the Board of Directors on behalf of the employees and management of the Port Authority of Guam commend Mr. Francis M. Salas, for his public service and hope that his retirement will be a happy and fruitful period for him and his family; and be it further

RESOLVED, that the Secretary certify to and the Chairman attest the adoption hereof and that copies of the same be thereafter transmitted to Mr. Francis M. Salas.

**PASSED AND ADOPTED UNANIMOUSLY BY THE BOARD OF
DIRECTORS THIS 15th DAY OF OCTOBER, 2012.**

**DANIEL J. TYDINGCO
CHAIRMAN, BOARD OF DIRECTORS
PORT AUTHORITY OF GUAM**


**MARY MICHELLE GIBSON
SECRETARY, BOARD OF DIRECTORS
PORT AUTHORITY OF GUAM**

BOARD OF DIRECTORS

*Daniel J. Tydingco, Chairman
Michael T. Benito, Vice Chairman
Mary Michelle Gibson, Secretary
Eduardo R. Ilao, Member
Christine Won Pat Baleto, Member*



Resolution No. 2012-17

**RELATIVE TO COMMENDING AND CONGRATULATING MR. JOSEPH A. WATSON
ON HIS RETIREMENT FROM THE PORT AUTHORITY OF GUAM**

BE IT RESOLVED BY THE BOARD OF DIRECTORS OF THE PORT AUTHORITY OF GUAM:

WHEREAS, Mr. Joseph A. Watson, an employee of the Port Authority of Guam, retired November 6, 2010 after 19 years of government service; and

WHEREAS, on September 16, 1991, Mr. Watson began his public service career as a Cargo Checker with the Terminal Division; and

WHEREAS, Mr. Watson received numerous outstanding performance awards for Employee of the Quarter (January to March 2000); member of the Outstanding Work Center of the Quarter (April to June 1996 and January to March 2006), Outstanding Work Center of the Year in 2002; Good Housekeeping Work Center of the Year in 2003; and Sick Leave Award for accumulating 1000 hours in 2004; and

WHEREAS, Mr. Watson performed his duties in a highly satisfactory manner; and

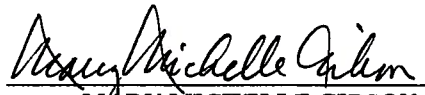
WHEREAS, Mr. Watson will be sorely missed, all concerned wish him the best on his retirement; now therefore be it

RESOLVED, that the Board of Directors on behalf of the employees and management of the Port Authority of Guam commend Mr. Joseph A. Watson, for his public service and hope that his retirement will be a happy and fruitful period for him and his family; and be it further

RESOLVED, that the Secretary certify to and the Chairman attest the adoption hereof and that copies of the same be thereafter transmitted to Mr. Joseph A. Watson.

**PASSED AND ADOPTED UNANIMOUSLY BY THE BOARD OF
DIRECTORS THIS 15th DAY OF OCTOBER, 2012.**

**DANIEL J. TYDINGCO
CHAIRMAN, BOARD OF DIRECTORS
PORT AUTHORITY OF GUAM**


**MARY MICHELLE GIBSON
SECRETARY, BOARD OF DIRECTORS
PORT AUTHORITY OF GUAM**

BOARD OF DIRECTORS

*Daniel J. Tydingco, Chairman
Michael T. Benito, Vice Chairman
Mary Michelle Gibson, Secretary
Eduardo R. Ilao, Member
Christine Won Pat Baleto, Member*



Resolution No. 2012-18

**RELATIVE TO COMMENDING AND CONGRATULATING MR. MARCELINO E. CUNANAN
ON HIS RETIREMENT FROM THE JOSE D. LEON GUERRERO COMMERCIAL PORT**

BE IT RESOLVED BY THE BOARD OF DIRECTORS OF THE PORT AUTHORITY OF GUAM:

WHEREAS, Mr. Marcelino E. Cunanan, an employee of the Port Authority of Guam, retired September 21, 2012, after 15 years of government service at the Port; and

WHEREAS, Mr. Marcelino E. Cunanan is the husband of Virginia S. Cunanan and is the proud parent of four children - Marcelino Jr., Jorge, Wilma and Margie; and

WHEREAS, on February 27, 1995, Mr. Cunanan began his public service career as a Maintenance Man I (Short Term Employee); on January 21, 1997, he accepted a permanent position; in January 21, 1997 he was promoted to Carpenter II with the Facility Maintenance Division; and

WHEREAS, Mr. Cunanan received numerous outstanding performance awards; nominated for Employee of the Month (January 1998); nominated for Employee of the Quarter (July to September 2005 and January to March 2007); member of Outstanding Work Center of the Quarter (October to December 2007); member of Outstanding Work Center of the Quarter (April to June 2003, July to September 2005, October to December 2009, January to March 2010 and January to March 2011); member of Outstanding Work Center of the Year (October 1996 to September 1997, October 2002 to September 2003 and October 2004 to September 2005); he also received a Letter of Appreciation on March 2010 for unselfishly assisting during the arrival of the Queen Mary II passenger vessel; and

WHEREAS, Mr. Cunanan performed his duties in a highly satisfactory manner; and


WHEREAS, Mr. Cunanan will be sorely missed, all concerned wish him the best on his retirement; now therefore be it

RESOLVED, that the Board of Directors on behalf of the employees and management of the Jose D. Leon Guerrero Commercial Port commend Mr. Marcelino E. Cunanan, for his public service and hope that his retirement will be a happy and fruitful period for him and his family; and be it further

RESOLVED, that the Secretary certify to and the Chairman attest the adoption hereof and that copies of the same be thereafter transmitted to Mr. Marcelino E. Cunanan.

**PASSED AND ADOPTED UNANIMOUSLY BY THE BOARD OF
DIRECTORS THIS 15th DAY OF OCTOBER, 2012.**

**DANIEL J. TYDINGCO
CHAIRMAN, BOARD OF DIRECTORS
PORT AUTHORITY OF GUAM**


**MARY MICHELLE GIBSON
SECRETARY, BOARD OF DIRECTORS
PORT AUTHORITY OF GUAM**

BOARD OF DIRECTORS

*Daniel J. Tydingco, Chairman
Michael T. Benito, Vice Chairman
Mary Michelle Gibson, Secretary
Eduardo R. Ilao, Member
Christine Won Pat Baleto, Member*



Resolution No. 2012-19

**RELATIVE TO THE UNTIMELY DEATH OF MR. BEN D. FIELDHOUSE FROM
THE JOSE D. LEON GUERRERO COMMERCIAL PORT**

BE IT RESOLVED BY THE BOARD OF DIRECTORS OF THE PORT AUTHORITY OF GUAM:

WHEREAS, Mr. Ben D. Fieldhouse, an employee of the Jose D. Leon Guerrero Commercial Port, passed away on June 17, 2010 after 16 years of government service at the Port; and

WHEREAS, on May 31, 1994, Mr. Fieldhouse began his public service career as a Marine Traffic Controller with the Harbor Master Division; and

WHEREAS, Mr. Fieldhouse, received numerous outstanding performance awards for; nominated for Employee of the Month November 1997; nominated for Employee of the Quarter (October to December 2002); a member of Outstanding Work Center of the Quarter (October to December 2007); received certificate award for accumulation of 1,000 hours of Sick Leave; and

WHEREAS, Mr. Fieldhouse performed his duties in a highly satisfactory manner while employed; and

WHEREAS, Mr. Fieldhouse will be sorely missed and will always be remembered as the quiet soft spoken man behind the radio as he directed vessel in and out of the harbor; now therefore be it

RESOLVED, that the Board of Directors on behalf of the employees and management of the Jose D. Leon Guerrero Commercial Port give our condolences to his wife Mrs. Eileen Fieldhouse and children Janice and Jerryth; and be it further

RESOLVED, that the Secretary certify to and the Chairman attest the adoption hereof and that copies of the same be thereafter transmitted to Mrs. Eileen Fieldhouse.

**PASSED AND ADOPTED UNANIMOUSLY BY THE BOARD OF
DIRECTORS THIS 15th DAY OF OCTOBER, 2012.**

**DANIEL J. TYDINGCO
CHAIRMAN, BOARD OF DIRECTORS
PORT AUTHORITY OF GUAM**


**MARY MICHELLE GIBSON
SECRETARY, BOARD OF DIRECTORS
PORT AUTHORITY OF GUAM**

BOARD OF DIRECTORS

*Daniel J. Tydingco, Chairman
Michael T. Benito, Vice Chairman
Mary Michelle Gibson, Secretary
Eduardo R. Ilao, Member
Christine Won Pat Baleto, Member*



Resolution No. 2012-20

**RELATIVE TO THE UNTIMELY DEATH OF MR. RANDY J. TAINATONGO, JR., FROM
THE JOSE D. LEON GUERRERO COMMERCIAL PORT**

BE IT RESOLVED BY THE BOARD OF DIRECTORS OF THE PORT AUTHORITY OF GUAM:

WHEREAS, Mr. Randy J. Tainatongo, Jr., an employee of the Jose D. Leon Guerrero Commercial Port, passed away on August 5, 2012 after 22 years of government service at the Port; and

WHEREAS, on March 15, 1990, Mr. Tainatongo began his public service career as a Cargo Checker; on November 13, 1995, he was promoted to a Cargo Checker Leader; on February 17, 2010 he was promoted again to Cargo Checker Supervisor with the Terminal Division; and

WHEREAS, Mr. Tainatongo received numerous outstanding performance awards; nominated for Supervisor of the Quarter (July to September 2007); a member of Outstanding Work Center of the Quarter (April to June 1996, January to March 2002, January to March 2003, April to June 2004, and July to September 2004); member of Outstanding Work Center of the Year (October 2003 to September 2004); and presented a Letter of Commendation on September 17, 2002; and

WHEREAS, Mr. Tainatongo performed his duties in a highly satisfactory manner while employed; and

WHEREAS, Mr. Tainatongo, whom is known as "Hammer" amongst his Port Family will be sorely missed, and will always be remembered for his infectious smile that was always so big that you could no longer see his eyes; now therefore be it

RESOLVED, that the Board of Directors on behalf of the employees and management of the Jose D. Leon Guerrero Commercial Port give our condolences to his parents Mr. Inas & Mrs. Rosie Tainatongo and siblings, Sophie, Michelle, Gerald, Mark and Shyniece; and be it further

RESOLVED, that the Secretary certify to and the Chairman attest the adoption hereof and that copies of the same be thereafter transmitted to Mr. Inas & Mrs. Rosie Tainatongo.

**PASSED AND ADOPTED UNANIMOUSLY BY THE BOARD OF
DIRECTORS THIS 15th DAY OF OCTOBER, 2012.**

**DANIEL J. TYDINGCO
CHAIRMAN, BOARD OF DIRECTORS
PORT AUTHORITY OF GUAM**


**MARY MICHELLE GIBSON
SECRETARY, BOARD OF DIRECTORS
PORT AUTHORITY OF GUAM**

BOARD OF DIRECTORS

*Daniel J. Tydingco, Chairman
Michael T. Benito, Vice Chairman
Mary Michelle Gibson, Secretary
Eduardo R. Ilao, Member
Christine Won Pat Baleto, Member*



Resolution No. 2012-21

**RELATIVE TO THE UNTIMELY DEATH OF MR. MAMERTO P. INCIONG FROM
THE JOSE D. LEON GUERRERO COMMERCIAL PORT**

BE IT RESOLVED BY THE BOARD OF DIRECTORS OF THE PORT AUTHORITY OF GUAM:

WHEREAS, Mr. Mamerto P. Inciong, an employee of the Jose D. Leon Guerrero Commercial Port, passed away on August 29, 2012 after 22 years of government service at the Port; and

WHEREAS, on July 2, 1990, Mr. Inciong began his public service career as a Trades Helper, and on December 3, 2001, he was promoted to a Painter I with the Facility Maintenance Division; and

WHEREAS, Mr. Inciong received numerous outstanding performance awards; nominated for Employee of the Quarter (October to December 2006); a member of Outstanding Work Center of the Quarter (July to September 1997, April to June 2003, October to December 2009 and February to April 2010); member of Outstanding Work Center of the Year (October 1996 to September 1997, October 2002 to September 2003, October 2004 to September 2005 and October 2006 to September 2007); and

WHEREAS, Mr. Inciong performed his duties in a highly satisfactory manner while employed; and

WHEREAS, Mr. Inciong will be sorely missed and will always be remembered as the mild mannered man, forever smiling as he performs his daily tasks and ensuring that his work is done to the satisfaction of his co-workers; now therefore be it

RESOLVED, that the Board of Directors on behalf of the employees and management of the Jose D. Leon Guerrero Commercial Port give our condolences to his wife Mrs. Mariet Inciong; and be it further

RESOLVED, that the Secretary certify to and the Chairman attest the adoption hereof and that copies of the same be thereafter transmitted to Mrs. Mariet Inciong.

**PASSED AND ADOPTED UNANIMOUSLY BY THE BOARD OF
DIRECTORS THIS 15th DAY OF OCTOBER, 2012.**

**DANIEL J. TYDINGCO
CHAIRMAN, BOARD OF DIRECTORS
PORT AUTHORITY OF GUAM**


**MARY MICHELLE GIBSON
SECRETARY, BOARD OF DIRECTORS
PORT AUTHORITY OF GUAM**

BOARD OF DIRECTORS

*Daniel J. Tydingco, Chairman
Michael T. Benito, Vice Chairman
Mary Michelle Gibson, Secretary
Eduardo R. Ilao, Member
Christine Won Pat Baleto, Member*



Resolution No. 2012-22

**RELATIVE TO THE APPROVAL OF THE CONSTRUCTION AGREEMENT
FOR THE PORT SECURITY ENHANCEMENT PROJECT**

BE IT RESOLVED BY THE BOARD OF DIRECTORS OF THE PORT AUTHORITY OF GUAM:

WHEREAS, on August 1, 2012, the Port initiated the Invitation for Bid process for the competitive solicitation of bids from interested firms for IFB No. PAG-CIP-012-006 Design/Build Port Security Enhancements Projects; and

WHEREAS, the pre-bid conference and project site inspection was held on August 16, 2012. Seven bids were received and publicly opened on September 28, 2012 in the presence of the bidders and Port representatives; and

WHEREAS, in compliance with Public Law 30-72, the Port engaged the designated Special Assistant Attorney General for procurement review and concurrence with the bid process; and

WHEREAS, the Port Security Enhancement Project (PSEP) is a multiple component project that includes the building construction on the Maritime & Port Security Operations Center and the integration of all security and communications systems; and

WHEREAS, the system integration component includes the installation, programming, and maintenance of multiple systems such as security surveillance system, CCTV, security access control, CATV, radio communications, voice and data systems; and

WHEREAS, after a thorough review and evaluation of the bids and confirmed by the Parsons Brinckerhoff Americas, as the Port's Owners Engineers and designer of the project, Maeda Pacific Guam has been determined to be the lowest responsive, responsible bidder for this project in the amount of \$2,933,000.00; and

WHEREAS, this project is made possible through multiple grant awards from the U.S. Department of Homeland Security by way of the Federal Emergency and Management Agency's grant program; now therefore be it

RESOLVED, on October 25, 2012, the Port Board of Directors approves the contract award to Maeda Pacific Corporation for IFB No. PAG-CIP-012-006 Design/Build Port Security Enhancements Projects in the amount of \$2,933,000.00; and be it further

RESOLVED, the Chairman certify to and the Secretary attest the adoption hereof and that a copy of this resolution be transmitted to the Public Utilities Commission.

**PASSED AND ADOPTED UNANIMOUSLY BY THE BOARD OF
DIRECTORS THIS 25th DAY OF OCTOBER, 2012**

**DANIEL J. TYDINGCO
CHAIRMAN, BOARD OF DIRECTORS
PORT AUTHORITY OF GUAM**

**MARY MICHELLE GIBSON
SECRETARY, BOARD OF DIRECTORS
PORT AUTHORITY OF GUAM**

BOARD OF DIRECTORS

*Daniel J. Tydingco, Chairman
Michael T. Benito, Vice Chairman
Mary Michelle Gibson, Secretary
Eduardo R. Ilao, Member
Christine Won Pat Baleto, Member*



Resolution No. 2012-23

**RELATIVE TO THE APPROVAL OF THE CONSTRUCTION AGREEMENT
FOR THE GREGORIO D. PEREZ MARINA RENOVATION AND
SITE IMPROVEMENT PHASE II PROJECT**

BE IT RESOLVED BY THE BOARD OF DIRECTORS OF THE PORT AUTHORITY OF GUAM:

WHEREAS, on August 2, 2012, the Port initiated the Invitation for Bid process for the competitive solicitation of bids from interested firms for IFB No. PAG-CIP-012-007 Gregorio D. Perez Renovation and Site Improvement Phase II project; and

WHEREAS, the bid opening was held on September 12, 2012 in the presence of bidders and Port representatives. Only two firms submitted bids on the bid deadline, namely Black Construction Corporation and Sumitomo Mitsui Corporation; and

WHEREAS, in compliance with Public Law 30-72, the Port engaged the designated Special Assistant Attorney General for procurement review and concurrence with the bid process; and

WHEREAS, the Gregorio D. Perez Renovation and Site Improvement Phase I began on December 1, 2010 and completed on or about September 1, 2011; and

WHEREAS, the implementation of the Gregorio D. Perez Marina Renovation and Site Improvement Phase II project is part of a three phase plan for the upgrading and modernization of the marina facilities; and

WHEREAS, the bid submittal has been inspected and reviewed by N.C. Macario, Engineering and construction Management Consultant for completeness and compliance and determined Black Construction Corporation to be the lowest responsive, responsible bidder for this project in the amount of \$1,698,877.00; and

WHEREAS, this project is made possible through federal funds by the U.S. Department of Interior, Office of Insular Affairs under GUAM-CIP-2006-1 Grant No. GR670090 and GUAM-CIP-2007-1 Grant No. 770061; now therefore be it

RESOLVED, the Port Board of Directors at its regular meeting of September 20, 2012 ratified the contract award for Gregorio D. Perez Marina Renovation and Site Improvement Phase II to Black Construction Corporation in the amount of \$1,698,877.00; and be it further

RESOLVED, the Chairman certify to and the Secretary attest the adoption hereof and that a copy of this resolution be transmitted to the Public Utilities Commission.

**PASSED AND ADOPTED UNANIMOUSLY BY THE BOARD OF
DIRECTORS THIS 25th DAY OF OCTOBER, 2012**

**DANIEL J. TYDINGCO
CHAIRMAN, BOARD OF DIRECTORS
PORT AUTHORITY OF GUAM**

**MARY MICHELLE GIBSON
SECRETARY, BOARD OF DIRECTORS
PORT AUTHORITY OF GUAM**



EXECUTIVE ORDER NO. 2012- 14

**RELATIVE TO REDUCING HOLIDAY PAY TO MITIGATE THE
GOVERNMENT OF GUAM FINANCIAL CRISIS.**

WHEREAS, my administration came to office with the heavy burden of making needed changes that oftentimes called for sacrifice. We demanded accountability and excellence in public service. We curbed millions of dollars in spending by suspending pay raises and increments, and by making other changes to the way government operates; and

WHEREAS, *I Liheslatura* still fails to recognize the absolute need to cut spending and refuses to take action where they have a fiduciary responsibility to taxpayers to take action; and

WHEREAS, failure to act will again result in taxpayers waiting for their tax refunds as the inaction of *I Liheslatura* will again shortchange the Provision for Tax Refunds; and

WHEREAS, there are options available to *I Maga Lahi* to cut spending using the executive authority of the Governor; however, these options represent only a fraction of spending cuts necessary unless *I Liheslatura* leaves *I Maga Lahi* with no other option but to separate government employees from service involuntarily; and

WHEREAS, The federal Fair Labor Standards Act (FLSA) does *not* impose upon employers the obligation to compensate non-exempt employees at a rate of double their regular rate of pay or above the employee's normal pay rate; however, non-exempt government of Guam employees have, either by Administrative Rule 7.700B or by specific statute, have enjoyed "double pay" for holidays worked; and

WHEREAS, the taxpayers can no longer afford to compensate public employees for holiday pay at double their normal pay rate and must adjust the rate as consistent with federal and local law, where applicable, in order to save more than \$4 million annually;


NOW, THEREFORE, I, EDWARD J.B. CALVO, *I Maga Lahen Guahan*, Governor of Guam, by virtue of the power vested in me by the Organic Act of Guam, as amended, and all other applicable laws, do hereby promulgate the following Executive Order, to take immediate effect:

1. The Director of Administration is directed to amend Section 7.700B of the Department of Administration's Personnel Rules and Regulations to reduce the compensation for holiday pay from double the employee's hourly rate to one and ½ times the employee's hourly rate, to read as follows: "Employees who are required, because of an emergency or other reasons, to work on holidays (or their equivalent day) shall be paid at a rate equivalent to ~~double~~ one and ½ times their hourly rate of pay exclusive of any additional pay, except as otherwise provided by statute."




2. The Director of Administration is directed to effectuate the change immediately, subject to the notice and applicable requirements under the Rule-making provisions of the Administrative Adjudication Law.
3. All prior rules, regulations, policies, memoranda, or Executive Orders in conflict with this Executive Order are hereby rescinded to the extent of any conflict, upon enactment of this change in rule in accordance with the Administrative Adjudication Law.

SIGNED AND PROMULGATED at Hagatna, Guam this Twenty-first day of September, 2012.


EDWARD J.B. CALVO
I Maga Lahen Guahan
Governor of Guam

COUNTERSIGNED:


RAYMOND S. TENORIO
I Segundu na Maga Lahen Guahan
Lieutenant Governor of Guam

