



PORT OF GUAM

ATURIDAT I PUETTON GUAHAN

Jose D. Leon Guerrero Commercial Port

1026 Cabras Highway, Suite 201, Piti, Guam 96925

Telephone: 671-477-5931/35 Facsimile: 671-477-2689/4445

Website: www.portguam.com



Eddie Baza Calvo
Governor of Guam

Ray Tenorio
Lieutenant Governor

REGULAR MEETING OF THE BOARD OF DIRECTORS

Jose D. Leon Guerrero Commercial Port

Thursday, May 18, 2017

11:45 a.m.

A G E N D A

- I. CALL TO ORDER
- II. APPROVAL OF MINUTES
 1. April 27, 2017 – Regular Board Meeting
- III. PUBLIC COMMENTS:
 - a. Public Comments
 - b. Employee Comments
 - c. PAGGMA Association
- IV. GENERAL MANAGER'S REPORT
- V. OLD BUSINESS
- VI. NEW BUSINESS
 1. Barge Lift Project
 2. Legal Professional Services
 3. MagPRO Awards - Governor's Employees Recognition Program
 4. Travel Authorization Request:
 - a. WMD Radiological/Nuclear HazMat Technician, Nevada National Security Test Site, June 26-30, 2017, Las Vegas, Nevada
 - b. Incident Response to Terrorist Bombing, New Mexico Tech, July 24-28, 2017, Socorro, New Mexico
 - c. SPCC & Stormwater Compliance Manager, Aarcher Institute Environmental Training, June 20-23, 2017, Hilton Head, South Carolina
 - d. Association of Pacific Ports (APP) 104th Annual Conference, July 14-20, 2017, Pago Pago, American Samoa
- VII. ADJOURNMENT



PORT OF GUAM

ATURIDAT I PUETTON GUAHAN

Jose D. Leon Guerrero Commercial Port

1026 Cabras Highway, Suite 201, Piti, Guam 96925

Telephone: 671-477-5931/35 Facsimile: 671-477-2689/4445

Website: www.portguam.com



Eddie Baza Calvo
Governor of Guam

Ray Tenorio
Lieutenant Governor

**MINUTES OF THE
REGULAR MEETING OF THE BOARD OF DIRECTORS
Thursday, April 27, 2017**

I. CALL TO ORDER

There being a quorum, the regular meeting of the Board of Directors was called to order at 11:55 a.m., Thursday, April 27, 2017. Present at the meeting were:

Francisco G. Santos, Chairman
Oscar A. Calvo, Vice Chairman
Maria D.R. Taitano, Member
Joanne M.S. Brown, General Manager
Alfred F. Duenas, Deputy General Manager (Admin/Finance)
Atty. Darleen Hiton, Co-Counsel

Absent were Board Secretary Melanie R. Mendiola and Mr. Felix R. Pangelinan, Deputy General Manager of Operations. Also present was PB/OAE-Robert Johansen, Louis Wolinetz, Shannon McLeod; Senator Frank Aguon office-Rosanna O'Mallan; KUAM, Post-John O'Connor; Chamber of Commerce-Tom Hertlet and Port Management staff.

II. APPROVAL OF MINUTES

a. **March 29, 2017 – Regular Board Meeting:** Director Taitano made motion to approve the minutes of March 29, 2017 subject to correction. The motion was seconded by the Vice Chairman and was unanimously passed.

III. PUBLIC COMMENTS

- a. **Public Comments:** None.
- b. **Employee Comments:** None.
- c. **PAGGMA Association:** PAGGMA President Steven Muna mentioned that the association will be holding a fundraiser for the Relay for Life on May 5, 2017 at the Downtown King B in Anigua to support the government of Guam in its efforts to help raise funds and awareness against cancer. The Relay for Life event is scheduled to take place on May 26, 2017 at the George Washington High School in Mangilao.

IV. GENERAL MANAGER'S REPORT

The General Manager's report was provided for Board's information. The following key item(s) are noted as follows:

1. **PUC Hearing for Port's Tariff:** The Public Utilities Commission (PUC) has scheduled a hearing for the Port Authority this evening primarily to address the Port's 5-Year petition PAG Docket 15-04.

2. **PUC Merit Hearing on Cementon Micronesia:** As reported to the Board during its August 31, 2016 Board Meeting, Cementon Micronesia, LLC had filed a complaint against the Port Authority of Guam with the Public Utilities Commission on June 10, 2016. Cementon had entered into a lease agreement with the Port back in November 2008 for a cement receiving and operating facility. Cementon receives its cement product through an access pipe installed on Golf Pier that is transferred from its supply vessel. Cementon has taken a position before the PUC that the company should not be required to pay wharfage charges to the Port and argues that another cement importing company, Hansen Permanente, (preceded by Kaiser Cement Corporation of Guam) is not required to pay wharfage fees in its lease agreement with the Port. This determination was as a result of a previous court case against the Port Authority that prohibited the Port from charging Hansen wharfage fees. Cementon relayed in its complaint that it continues to pay wharfage fees in "good faith" including the increase in wharfage fees approved by the PUC in March of 2016. Cementon is also arguing that Golf Pier is not a public facility of the Port of Guam and views the wharfage fee as an imposition on the private use of Golf Pier. Cementon is requesting the PUC to approve an amendment to Cementon's Lease Agreement to eliminate Section 8 related to wharfage charges and is also requesting that it be credited with all wharfage charges that have been paid to date in addition to a recovery of attorney fees and costs. Port representatives attended the PUC hearing on this case that was held on April 19, 2017 at the office of Thompson Thompson & Alcantara. The Port is awaiting the decision of the ALJ Alcantara on this matter.

3. **Meeting with Office of Congresswoman Madeleine Bordallo:** In a meeting on April 6, 2017, Port management with Congresswoman Bordallo and her Chief of Staff Matthew Herrmann as well as Military Legislative Assistant Jason McMahon in Washington DC discussed matters that included concerns in the continued decrease in cargo containers and breakbulk cargo of this fiscal year which may be attributed to the H2B Visa issue impacting the construction industry in Guam; the Port's 5-Year tariff petition before the Public Utilities Commission and bond financing acquisition; future TIGER grant programs not supported by the President Trump Administration; and alternative funding support for medium and small Ports.

4. **Meeting with MARAD Officials:** On April 7, 2017 Port management met with MARAD officials and discussed the following: Port 5-Year tariff petition before the Public Utilities Commission; bond financing of Port's capital investment projects; corrective issues needed for the expanded yard, load center 5 and the new pump station; MARAD final dashboard of the Guam Commercial Port Improvement Program (GCPPI) that has a remaining balance of \$2,659,421.61 which is to be dedicated to the procurement of additional yard equipment; Department of Interior's Office of the Inspector General visit regarding Port's equipment capacity and repair/maintenance operations; and impact of H2B visa applications on construction

industry in Guam which may be the primary cause on the decline in cargo containers and breakbulk cargo since the beginning of this fiscal year.

V. OLD BUSINESS

There were no old business discussed.

VI. NEW BUSINESS

Before proceeding onto new business, and at the request of management, the Chairman announced that Item 2. 2017 Mid-Year Budget will be entertained first. There were no objections.

2. **2017 Mid-Year Budget:** The Vice Chairman made motion to approve the 2017 Mid-Year Budget as presented, seconded by Director Taitano. Motion was unanimously approved.

1. **Interior Fender Project – Golf Pier:** Mr. Alfred F. Duenas, Deputy General Manager of Admin/Finance (DGMA) mentioned that the Port received a letter from Mobil dated April 7, 2017 relative to making certain improvements to the fender system at Golf Pier to allow a newer class of vessels servicing the region the ability to safely moor up against the pier facility to discharge and receive petroleum products. The cost is estimated up to \$150,000.00. In moving forward with this project and in discussions with Mobil on April 24, 2017, the following as to funding is being proposed: \$50,000.00 by Mobil through the proceeds already paid for the purpose pursuant to the 2nd Amendment of the 1990 Management Agreement; Mobil has agreed to contribute the amount of \$50,000.00 as its share for the project; and Port share of \$50,000.00 towards the project to improve the interior fender system of the pier. As such, request is being made from the Board to authorize management to proceed with the proposed recommendation as stated.

Director Taitano made motion to authorize management to reprogram the amount of \$50,000.00 from Item 31 of the Mid-Year Budget Capital Improvement Projects listing titled “Mobil Pipe Line Miscellaneous Maintenance” for purposes related to replacing the interior fender system at Golf Pier; and that such funding will be applied to the balance of the project remaining after the initial \$100K is expended and in an amount not to exceed \$50,000.00. Motion was seconded by the Vice Chairman and was unanimously approved.

3. **IFB No. PAG-CIP-017-001 CIP, Safety, Stevedore Storage Site Office Demolition and Renovation:** The DGMA said two (2) firms officially submitted their bids in response to the information for bid. After careful evaluation of the bid, it was determined that Propacific Builder’s Corporation was the lowest, responsive and responsible bid offeror. As a result, management requests the Board to approve the award to Propacific Builder’s Corporation that has been deemed to have met all the requirements set forth in the information for bid and is consistent with the Guam Procurement Regulations.

The Vice Chairman made motion to approve the contract award to Propacific Builder’s Corporation for IFB No. PAG-CIP-017-001 CIP, Safety, Stevedore Storage Site Office Demolition and Renovation in the amount of \$349,000.00 for a period of 182 days from the date of issuance of the Notice to Proceed. The motion was seconded by Director Taitano and was unanimously approved.

4. **PAG-RFP-017-002 Medical Examination Services for the PAG Employees:** The DGMA said four (4) firms officially submitted their bids in response to the request for proposal. After careful evaluation of the bid, it was determined that Take Care Insurance Company, Inc. dba: FHP Health Center as the most qualified offeror. As a result, management requests the Board to approve the award to Take Care Insurance Company, Inc. dba: FHP Health Center that has been deemed to have met all the requirements set forth in the request for proposal and is consistent with the Guam Procurement Regulations.


The Vice Chairman made motion to approve the contract award to Take Care Insurance Company, Inc. dba: FHP Health Center for RFP No. PAG-RFP-017-002 Medical Examination Services for the PAG Employees not to exceed \$500,000.00 for the life of the contract. The contract period is for one (1) year with one (1) year option to renew thereafter, not to exceed a total of four (4) years. The motion was seconded by Director Taitano and was unanimously approved.

5. **Ratification of Matson Technical Services:** Tabled, until next meeting.
6. **Travel Authorization Request:**
- a. **E0213/E0214 Hazard Mitigation Assistance Course, EMI, Emmitsburg, Maryland, June 19-22, 2017**
 - b. **ATOSSCOM 44th Annual Conference, Majuro, Marshall Islands, July 24-28, 2017**
 - c. **E0101 Foundations of Emergency Management EMI, Emmitsburg, Maryland, July 24-August 4, 2017**

In reference to Item (b), the Chairman advised management to include one additional attendee. There were no objections. At this time, Director Taitano made motion to approve the travel authorization request as presented or as otherwise designated by the General Manager to which will include one additional attendee for Item (b), seconded by the Vice Chairman. The motion was unanimously approved.


VII. ADJOURNMENT

There being no further business to discuss, it was moved by Director Taitano and seconded by the Vice Chairman to adjourn the meeting at 12:25 p.m. The motion was unanimously passed.



MELANIE R. MENDIOLA, Board Secretary
Board of Directors

APPROVED BY:



FRANCISCO G. SANTOS, Chairman
Board of Directors



General Manager Report

To

PAG Board of Directors

Thursday, May 18, 2017

General Port Operations

PUC Approval of Port's 5-Year Tariff Petition

On Monday, May 8, 2017, the Port received a copy of the signed PUC order on the Port's Petition for a 5-Year Tariff Increase. Port management, including Division Managers were in full attendance at the PUC hearing that was held on Thursday, April 27, 2017.

The GM, along with Deputy GM for Finance and Administration Alfred Duenas, Commercial Manager Glenn Nelson, Operations Manager John Santos, Chief Planner Dot Harris, Systems Manager Dennis Perez, Safety Administrator Vince Acfalle, Engineer Manager Simeon Delos Santos, Deputy Police Chief Christopher Roberto, Equipment Maintenance Superintendent Jorge Javelosa, Manager for Equipment Support Services Joaquin Pangelinan, Facility Maintenance Supervisor Alex, Aflague, Contract Management Administrator Steven Muna, Program Coordinator IV Joy Jean Arceo, Tariff Supervisor Jenny Leon Guerrero, Accountant II Kim Davis and PB Consultants Robert Johansen, Shannon McLeod and Louis Wolinetz provided responses to questions posed by Commission Members prior to their vote on the Port's petition.

The GM made a request to Chairman Jeffery Johnson and the Commission Members to consider extending the effective date of the new rates for another thirty (30) days as the initial order presented by Administrative Law Judge (ALJ) Joepheth Alcantara required immediate implementation once the PUC approved the petition. The GM stated that this would provide an opportunity for the vessel carriers calling upon the Port to address the new rates to their customers. ALJ Alcantara reported to the PUC that "PAG's tariff rate increases are "just" and "reasonable" because such adjustments are necessary in order to enable PAG to "repay its debts, finance its obligations, finance its capital improvement needs and cover all its operating expenses as referenced in 12 G.C.A. §12118.



PUC Commissioners address the Port Authority's petition on the 5-Year Tariff.



Port Authority representatives in attendance at the PUC's regular meeting for the Port's 5-Year Tariff petition.

The Commissioners concurred with the Port's request with an affirmative vote (with the exception of Commission Member Michael A. Pangelinan who requested to be excused from this vote) and ordered the following actions:

1. PAG is authorized to implement the rate increase to its Terminal Tariff, excluding the crane surcharges, which are indicated in "Appendix B" of the Slater Nakamura Report, titled "Recommended PAG Tariff Rate Table."

2. Accordingly, PAG is authorized to implement a 7% general increase effective June 1, 2017, and shall implement a subsequent 7% increase on January 1, 2018; PAG is further authorized to implement the remaining proposed 1% increases effective each October 1st for Fiscal Years 2019, 2020 and 2021.
3. PAG is ordered to file with the commission, by October 31, 2017 actual data for Fiscal Year 2017 concerning the following: (a) revenue and net income; (b) operating expenses; (c) debt service and capital costs; (d) any operating reserves; and (e) throughput cargo.
4. PAG is further ordered to file with the Commission, by August 1st prior to the start of the Fiscal Years 2019, 2020, 2021, actual data concerning all the sub-items listed in Ordering Provision No. 3 above, these reports shall capture data since the most recent filing.

Tariff Increase Notice to Shipping Agents and Port Users

On Friday, April 28, 2017, the GM sent a memorandum to all Shipping Agents and Port Users providing them notice of the PUC approval of the Port's 5-Year Tariff request. The GM relayed that in consideration to the Port Users Group, the Port had requested that the new fees not take effect until Thursday, June 1, 2017.

The GM relayed that all Tariff rates will be increased by seven percent (7%) to exclude the Crane Recovery Charge (CRC), Fuel Storage, and Throughput and Bunkering Fees. She also relayed that the second year rates will be implemented at the beginning of next year on Monday, January 1, 2018, and that for years three to five (3-5), a rate of one (1%) will be implemented on October 1st thereafter. A copy of the approved Tariff Rates were provided for reference as well as a copy of the PUC Order on Port Docket 17-01 that has been posted on the Port's Website at www.portguam.com.

Decrease in Container Cargo for the Month of March 2017

According to Financial Affairs controller Joann Conway, the Port Authority of Guam as of March 31, 2017 has handled 48,462 containers. This represents a decrease of 4,483 or an eight percent (8%) decrease compared to March of 2016 when the Port handled 52,945 containers.

Containers for March of 2017 were divided into the following categories

Import/Export	35%
Stuffed Transshipment	20%
Empty Transshipments	45%

Data has yet to be finalized on Breakbulk cargo for the month of March and will be provided during the Board's next meeting.

Meeting with the Office of Economic Adjustment

On Friday, April 28, 2017, Office of Economic Adjustment (OEA) Representative Gary Kuwabara met with the GM to receive a status update on ongoing projects related to assistance being provided to include the Port's Tariff Petition and the Terminal Operating System (TOS). The GM relayed that the PUC had recently held several Public hearings at the PUC office located at the GCIC Building in Hagatna, on Wednesday, April 5, 2017, at the Agat Community Center on Thursday, April 6, 2017 and at the Dededo Senior Citizens Center on Friday, April 7, 2017 on the Port's Tariff Petition PAG Docket 17-01. She also stated that the PUC Commissioners held a hearing on Thursday, April 27, 2017 at their GCIC conference room to address the rate request and the meeting was attended by Port Management and its PB Consultants to include Robert Johansen, Shannon McLeod and Louis Wolinetz.

The GM informed Mr. Kuwabara that the PUC approved the Port's 5-Year request that will increase the Port's rates by seven percent (7%) for the next two years with the remaining three years at an increase of one percent (1%) for the remaining three years of the Tariff. The increase will not affect the Crane Recovery Charge (CRC), Fuel Storage, and Throughput and Bunkering Fees. The GM stated that the consultants provided very valuable assistance to the Port to prepare for its Tariff filing as well as address inquiries by the PUC Consultants Slater Nakamura. She also relayed that the Port had requested that the new rate not take effect until Thursday, June 1, 2017 to allow shipping agents and Port Users the opportunity to adjust to the new rates and provide notice to their customers.

The GM provided an outline of the projects that will be funded by the Tariff increase to include the repairs to Warehouse 1, Golf Pier, waterline in the old Yard and the Port's matching share for the repairs of H-Wharf. She stated that the next step for the Port was to pursue legislative approval to initiate a bond to address the funding for the needed infrastructure projects. She added that the Port has been working with the Guam Economic Development Authority to finalize proposed legislation in the near future.

Mr. Kuwabara responded that he was aware additional time may be needed by the Port for the use of remaining grant funding. The GM responded that the Port would be requesting an extension to the funding time period so that it can complete final Task Orders to include the full implementation of the TOS. She stated that there were still ongoing issues with regards to the Wi-Fi connection in the Yard to insure consistent data communication and that the Port still required the assistance of RVE Management Representative Rob Eijndhoven to finalize the full implementation of the Post-Go-Live for the TOS. She added that the Port would be making funding adjustment in the Task Orders to accommodate an extension of services.

Mr. Kuwabara responded that he would need a formal letter of request from the Port to forward to his management requesting the additional timeline needed to complete the Task Order projects. He also relayed that he would be meeting with Governor Calvo in San Francisco in a couple of weeks and will provide him an update from OEA's perspective on the upgrades and improvements to the Port's infrastructure and operations. Mr. Kuwabara also relayed that he

should be back on island around June and will schedule another meeting for a status update and informed the GM that overall he was pleased with the improvements to the Port.

Assessment on Expanded Yard Repairs Provided to MARAD

In Follow-up to the GM Report to the Board during it Thursday, April 27, 2017 meeting, the GM reported that during the meeting held in Washington DC with MARAD on Friday, April 7, 2017, Chief of Staff Brian Varney had requested for the Port to provide an assessment of the projects and cost for correction action that would be needed to address repairs.

Engineer Manager Simeon Delos Santos in coordination with the Maintenance Division provided his report to the GM. The following facilities were identified in the report: Pump House Building, Guard Houses, LC-5 Building, Terminal Gate Booths, Perimeter Fencing and CMU Wall, and New Container Yard Stripping area. The estimated cost for repair provided to MARAD was \$483,415.00.

The Port is awaiting MARAD response so that corrective repairs can be addressed.

Meeting with Micronesian Leaders and U.S. Coast Guard

On Friday, May 5, 2017, the Port hosted a meeting with the U.S. Coast Guard and leaders from Micronesia to include the following: FSM Ambassador H.E Akillino H. Susaia, Guam Consul General Robert Ruecho, Department of Justice Assistant Attorney General Johnson Asher, President Office Chief of Staff Leo Falcom Jr., National Police Chief Johnny Santos, Maritime Wing Commander Steward Peter, Department of TC & I Division of Maritime Transport John Tiegmai, Department of Foreign Deputy Assistant Secretary Berlino Martin, Pohnpei Governor Marcelo K. Peterson, Chuuk Governor Johnson Elimo, Kosrae Governor Lyndon Jackson, Yap Lt. Governor James Yagetmai, Pohnpei Seaport Manager Plus Roby, Chuuk State Chief of Staff Ignacio Stephen, Pohnpei State Chief of Staff Joseph Salmon, FSM Ambassador Robert Riley, Joint Regional Marianas Roy Tsutsui, Joint Regional Marianas Thomas Price, U.S. Pacific Command, Department of Defense David P. Deleo and Edgar S. Bueno. Port representatives were General Manager Joanne Brown, Port Police Chief Doris Aguero and Assistant Port Police Chief Christopher Roberto.

Port Police Chief Doris Aguero provided a briefing on how Port security regulations are implemented here at the Port of Guam and relayed that the representatives would have a better understanding of these requirements when they went out after the briefing and toured the Port facility. Chief Aguero also stated that the Port could provide assistance to the official representatives from the different Micronesian Island Ports to include training and shadowing opportunities for their personnel.

The GM was present at the briefing and relayed her appreciation to the Island Representatives for visiting the Port of Guam. She reiterated the offer from Chief Aguero to provide assistance

to the neighboring Ports as the security requirements will be enforced by the U.S. Coast Guard and the vessels that are traveling to the neighboring islands will also enter the Port of Guam. The GM added that with the various terrorist and other threats, we all have to insure the safety and security of our Ports as well as the vessels that call upon our Ports.

Deputy Police Chief Roberto along with Captain of the Port James Pruett provided a tour and overview of the Port of Guam operations to the visiting delegation after the conclusion of the security briefing.



Port Police Chief Doris Aguero conducts a briefing before the Micronesian Islands Forum Delegation prior to the port tour.



Captain of the Port James Pruett shares information at the briefing before the Micronesian Islands Forum Delegation.



Micronesian Islands Forum Delegation prepare to tour port facilities.

Swearing in Ceremony for Board Member Nathan Taimanglo

On Thursday, May 11, 2017, Mr. Nathan Taimanglo was formally sworn-in by Acting Governor Ray Tenorio to serve as a Board Member to the Port Authority Board of Directors. Attending his ceremony were Board Chairman Francisco Santos, Vice Chairman Oscar Calvo, Board Member Maria Taitano and the GM. Board Member Taimanglo fills the fifth and final vacancy to the Port Board.

Board Member Taimanglo's was appointed by Governor Eddie Calvo on Thursday, March 9, 2017 and his Legislative Confirmation hearing was held on Wednesday, March 29, 2017 by the Committee on Guam U.S. Military Buildup, Infrastructure, and Transportation, Chaired by Senator Frank Aguon.

Board Member Taimanglo's Term of Office originated back on July 1, 2016 and will extend to June 30, 2019.



Acting Governor Ray Tenorio officiates the swearing-in ceremony of the newest Port Board member Nathan Taimanglo. Director Taimanglo completes the composition of the five member Port Board of Directors.



Attending the swearing-in ceremony were (L-R) Vice Chairman Oscar Calvo, Chairman Frank Santos, Acting Governor Ray Tenorio, Director Nathan Taimanglo, Director Maria Taitano, General Manager Joanne Brown.

Hosting of Micronesian Island Forum Event

On Monday May 1, 2017, the Port Authority of Guam along with the Guam Economic Development Authority assisted Governor Eddie Calvo and Lt. Governor Ray Tenorio in hosting the Micronesian Island Forum evening event that included the participation of Presidents and Governors from the Micronesian region for a dinner reception at the Guam Museum.

The following dignitaries were in attendance for the event: Federated States of Micronesia President Peter Christian, Republic of Palau President Tommy Remengesau Jr., Republic of Marshall Islands Minister of Foreign Affairs John Silk on behalf of President Hilda Heine, Commonwealth of the Northern Marianas Governor Ralph D.L.G. Torres, FSM Phonpei State Governor Marcelo Peterson, FSM Yap State Lt. Governor James Yangetmai, FSM Chuuk Governor Johnson Elimo and other island dignitaries.

Administrative Assistant Betty Ann Wusstig-Perez assisted with the coordination of the event. Board Member Maria Taitano, the GM and Deputy GM for Administration and Finance Alfred Duenas were present at the event on behalf of the Port.



Representatives of the Port Authority enjoy an evening out at a dinner reception welcoming the delegates of the Micronesian Islands Forum. L-R: Director Maria Taitano, DGMA Alfred Duenas, Admin Assistant Betty Wusstig-Perez.



Delegates of the Micronesia Islands Forum attend a dinner reception hosted by the Port Authority of Guam and GEDA.

Christening Ceremony for the APL Saipan

On Thursday, May 11, 2016, APL held a ceremony for the christening of its Vessel APL Saipan. APL General Manager John Selleck provided opening remarks on behalf of APL and discussed the recent introduction of the Vessel APL Saipan as the second vessel that has been added to its fleet to serve Guam and Saipan and support the Micronesia Region. Acting Governor Ray Tenorio was also present to deliver his congratulations to APL on the expansion of their shipping services to the island and he emphasized the importance of shipping companies such as APL who are bringing to Guam needed necessities of life and contributing to the growth of Guam's economy.

The Port GM also congratulated APL on their continued success with the addition of the APL Saipan to its fleet and the reintroduction of APL back to Guam to provide competitive shipping services to the island. The GM also had the honor of cracking the champagne bottle on the bow of the vessel to christen the APL Saipan.

The APL Saipan is 479.9 feet by 82 feet and has a gross tonnage of 13,764 and a dead weight of 16,418.

APL Saipan Vessel Christening Ceremony



Basta I Basula Island wide Beautification Day Cleanup Event.

On Saturday, May 6, 2017, Port employees volunteered and participated in the Basta I Basula Island wide Beautification Day cleanup event. The Port's area of responsibility was designated from Marine Drive at Adelup to the front gate of Naval Station. The Port employees also participated in similar cleanup events held on Saturday, January 29, 2017 and on Saturday, February 11, 2017.



Port employees participate in the Island Beautification program from Adelup to Commercial Port and Asan Park.





Port employees participate in the Island Beautification program from Adelup to Commercial Port and Asan Park. L-R (front row): PWC Janice Flores, GAS Joann Conway, Admin Assistant Betty Wusstig-Perez, Admin Assistant Gussieannmarie Diaz, PCIV Frank Santos, PCIV Joyjean Arceo, Computer Op III Doris Blas, Chief Planner Dot Harris, Engineer III Iremar Gutierrez. L-R (second row): Stevedore Paul Tedtaotao, General Manager Joanne Brown, PCII Ronald Ayuyu, Maintenance Custodian Jacqueline Eclavea, Assistant Ops Manager Ken Calvo, Admin Assistant Carol Jenkins, DGMA Alfred Duenas, Building Maintenance Supervisor Raymond Munoz, Stevedore Superintendent Simon Pinaula, Port Police Chief Doris Aguero, Environmental Compliance Specialist Paul Santos, Safety Administrator Vince Acfalle, Admin Assistant Marie Taijeron, Facility Maintenance Superintendent Alex Aflague, Ops Manager John Santos, Semjelfh Davis, PSIV Carmen Nededog, Clerk III Troy Patterson, Equipment Maintenance Superintendent Jorge Javellosa, CMA Steven Muna, Admin Officer Annette Mafnas, Engineer II Enrique Conde, Heavy Equipment Mechanic Supervisor John Leon Guerrero, Heavy Equipment Mechanic II William Hudson, Port Police Supervisor David Esplana.

Port Safety Issues

Property Damage – Tractor No. T-103 Case No. 37-17 (corrected Case Number)

On Thursday, April 20, 2017, the GM received a report from Safety Administrator Vince Acfalle dated Saturday, April 15, 2017 concerning property damage to Tractor No. T-103. According to Safety Administrator Acfalle, Safety Inspector II John Troy Santos had received a call from Transportation Leader Joaquin Meno reporting property damage to Tractor No. T-103. He stated in his report that Operator II Christopher Waki was operating Tractor No. T-103 and had been assigned to Vessel APL operations. During this process he stated that he backed a 40' chassis into a parking stall at Area K and disconnected the glad handles from the chassis. He then drove forward, heard a snapping sound and immediately stopped the tractor and noticed the glad handles on the ground. Operator II Waki informed his Supervisor, Equipment Operator Leader Joaquin Meno of the incident.

Safety Inspector II John Troy Santos and Port Police Officer II Jerry Sanchez responded to this incident.

Safety Administrator Acfalle determined in his findings that Operator II Waki had disconnected the glad hands but placed them on the tractors catwalk instead of the glad hand storage. The glad hands fell off the catwalk and snagged on the lip of the chassis. In addition, the blue hose broke off the 90 degree plastic fitting that is mounted to the tractor. Safety Administrator Acfalle also reported that the replacement cost for the two (2) hoses would be \$180.00 and \$20.00 for the two (2) glad hands and an addition \$60.00 for one (1) break away nipple.

Safety Administrator Acfalle concluded that Operator II Waki had disconnected the glad handle from chassis however he did not secure the handles properly into the tractor. Instead, he laid the glad handles on the catwalk of the tractor and when Operator Waki drove forward, the handles slid off the cat walk and snagged on the lip portion of the chassis causing the resulting damage.

Safety Administrator Acfalle relayed that Operator II Waki is scheduled to attend the Accident Prevention and Defensive Driving Courses.

Safety Administrator Acfalle recommended that this incident be discussed by the Accident Review Board and to then provide its recommendations to the General Manager on this matter.

Hydraulic Oil Spill – Tractor No. T-76 Case No. 38-17

On Thursday, April 20, 2017, the GM received a report from Safety Administrator Vince Acfalle concerning a hydraulic oil spill from Tractor No. T-76 that had occurred on Wednesday, April 18, 2017. Safety Administrator Acfalle relayed that Detailed Safety Inspector Robert Lau was

contacted by the Transportation Supervisor to report a hydraulic oil spill from Tractor No. T-76. Equipment Operator II Jordan Mesngon had been assigned to operate the tractor in support of the Matson Vessel RJ Pfeiffer and had drayed a stuffed 40 foot container to park at Area K. As Operator II Mesngon was reversing into Parking Stall No. 28, he noticed oil on the pavement and immediately stopped his tractor and reported the incident to his Supervisor Frankie Cruz.

Detailed Safety Inspector Robert Lau and Port Police Officer II James Sandlin responded to this incident.

Safety Administrator Acfalle went on to report that a hydraulic hose attached to the hydraulic oil pump had ruptured and leaked approximately three (3) quarts of hydraulic oil. Transportation personnel performed the cleanup of spill with absorbent sand and pads. The National Control Center was notified and Report No. 1175968 was issued.

Safety Administrator Acfalle concluded that this incident was a result of component failure and that Equipment Operators are not trained to perform maintenance level inspections beyond visual inspections and topping off fluids.

Safety Administrator Acfalle recommended that this incident be discussed by the Accident Review Board and to then provide its recommendations to the General Manager on this matter.

Work Injury Case No. 39-17

On Friday, April 28, 2017, the GM received a report from Safety Administrator Vincent Acfalle concerning a work injury incident that had occurred on Tuesday, April 25, 2015. According to Safety Administrator Acfalle, Safety Inspector II John Troy Santos had received a call from Fleet Mechanic Supervisor John Leon Guerrero concerning an injury to Heavy Equipment Mechanic I Bartolome Sepulia.

Fleet Mechanic Supervisor John Leon Guerrero relayed that Heavy Equipment Mechanic I Sepulia had been assigned to remove a turbo charger exhaust manifold from Top Lifter No. 3 and had a difficult time removing one of the bolts with a breaker bar. He then inserted a cheater bar for more leverage and as he was applying pressure to the bolt, the head of the bolt broke off resulting in the cheater bar hitting his eyebrow.

Heavy Equipment Mechanic I Sepulia's sustained a half inch laceration to his left eyebrow and had complained of dizziness as a result of his injury. He was then issued Workers Compensation 101 a-b forms and was transported to the GMH by Heavy Equipment Mechanic II Ray Flores for evaluation and treatment.

Safety Administrator Acfalle concluded that it was standard practice to use breaker and cheater bars as leverage as needed to break loose difficult nuts or bolts. He relayed that the Safety and

Fleet Divisions scheduled a meeting for Wednesday, May 3, 2017 to further discuss Best Methods when using breaker and cheater bars.

Safety Administrator Acfalle recommended that this incident be discussed by the Accident Review Board and to then provide its recommendations to the General Manager on this matter.

Property Damage to Official No. 6370 Case No. 40-17

On Monday, May 1, 2017, the GM received a report dated Thursday, April 27, 2017 from Safety Administrator Vince Acfalle concerning property damage to Official Vehicle No. 6370 that occurred on Tuesday, April 25, 2017. According to Safety Administrator Acfalle, Safety Inspector II John Troy Santos was operating Official Vehicle No. 6370 and was parked underneath the canopy at the Fleet Mechanic section responding to an injured person incident. After investigating the incident, Safety Inspector II Santos stated that he looked into his left and right rear view mirrors and determined that he was clear to reverse. However, while he was reversing the vehicle, he turned his steering wheel before the vehicle could clear the canopy's column. This resulted in a 5" x 6" damage to the vehicle's left rear quarter panel.

Safety Inspector III Paul Salas and Port Police Officer II Michael Franquez had responded to this incident.

Safety Administrator Acfalle reported that Safety Inspector II Santos was responding to a work injury incident on Heavy Equipment Mechanic I Bartolome Sepulia when the incident with the Official Vehicle No. 6370 occurred. Preventive Maintenance Supervisor Alfred Torres Estimated the cost of repair to the vehicle at \$399.00

Safety Administrator Acfalle concluded that primary cause of this incident was Safety Inspector II Santos' inattention and failure to insure proper clearance when he reversed his vehicle. He noted that Safety Inspector II Santos had been trained on accident prevention and defensive driving. Safety Administrator Acfalle also recommended that this incident be discussed by the Accident Review Board and to then provide its recommendations to the General Manager on this matter.

Property Damage to Official No. 6297 Case No 41-17

On Tuesday, May 2, 2017, the GM received a report from Safety Administrator Vince Acfalle concerning property damage to Official Vehicle No. 6297 that had occurred on Thursday, April 27, 2017. According to Safety Administrator Acfalle, Stevedore Supervisor II Junior Topasna had been operating Official Vehicle No. 6297 and was monitoring the Vessel Kyowa Orchid's Crane No. 2 loading operation dockside at F-4. During this process, Stevedore Supervisor II Topasna stated that as he was reversing the vehicle, he hit one of the Stevedoring cable rack's

metal stud. The impact resulted damage to the bottom left portion of the tailgate just above the left side of the license plate resulting in a dent on to the bottom portion of the tailgate with an approximate size of 3/4inch wide by 1/2 inch height by 1/2 inch deep.

Detailed Safety Inspector Robert Lau and Port Police Officer II Joy Cruz had responded to this incident.

Safety Administrator Acfalle concluded that Stevedore Supervisor II Topasna was distracted when he noticed that a load (40 foot Matson flat rack with flatbed payload) was being hoisted and became unbalanced and started to sway. He also determined that this incident could have been prevented if Stevedore Supervisor Junior Topasna ceased reversing the vehicle to address the loading operation.

Safety Administrator Acfalle noted that Stevedore Supervisor Topasna was scheduled for the accident prevention and defensive driving courses on Wednesday, May 3, 2017. He also recommended that this incident be discussed by the Accident Review Board and to then provide its recommendations to the General Manager on this matter.

Work Injury

Case No. 42-17 (corrected Case Number)

This case was previously reported to the Board by the GM in her report during the Thursday, April 27, 2017 Board Meeting as Case No. 37-17. However, the GM was notified on Monday, May, 8, 2017 by Safety Administrator Vince Acfalle that he inadvertently reserved the case numbers for Case No. 37-17 and Case No. 42-17. To maintain sequential order of the cases, previous Case No. 37-17, has now been corrected to Case No. 42-17 and has been reprinted below.

On Friday, April 14, 2017, the GM received a report dated Wednesday, April 12, 2017, from Safety Administrator Vince Acfalle concerning a work injury that had occurred as far back as Friday, March 24, 2017. He stated that Safety Inspector II Joshua Candoleta had received a call from Port Police II James Sandlin requesting him to meet at the Port Command Center to respond to a work injury report.

Safety Administrator Acfalle reported that Stevedore Casual Wenceslaus Reyes had been working in support of Vessel Green Lake's line handling operations. Also working with Stevedore Reyes on this operation were Stevedore Casual I Jose Tajalle and Stevedore Casual Rene Topasna. The Stevedores had been assigned to let go the bow lines for the departure of Vessel Green Lake. Stevedore Casual Topasna was tasked to shadow Stevedores Reyes and Tajalle on this operation. Stevedore Reyes stated that he and Stevedore Tajalle lifted the rope over the 1550 Bollard but a portion of the rope was wedged between the Bollard's cross rod and the stern line of Vessel Kota Henning. Stevedore Reyes stated that Stevedore Topasna instructed Stevedore Casual Tajalle to kick the rope. Stevedore Reyes stated that after Stevedore Tajalle's attempts to kick and free the rope had failed, he attempted to free the rope by kicking it

as instructed. Stevedore Reyes had stated that during one of his kicks (he was using the heel portion of his safety shoe to kick the rope) his right ankle rolled and he then felt it pop and experienced immediate sharp pain to his right ankle. Stevedore Reyes stated that he informed Stevedore Casual Topasna that he hurt his ankle when he kicked the rope and that Stevedore Casual Topasna told him to be more careful.

Safety Administrator Acfalle further reported that Stevedore Tajalle stated that Stevedore Topasna had instructed him and Stevedore Casual Reyes to "kick the line, just kick the line". Stevedore Topasna stated that no time did he instruct Stevedore Casual Reyes or Stevedore Tajalle to kick the line.

Stevedore Casual Reyes called Planner Work Coordinator Corrina Quinata on Saturday, March 25, 2017 to inform her that he might not be able to work on next scheduled day on Monday, March 27, 2017 because his ankle was swollen and painful as a result of his incident on March 24, 2017. Planner Work Coordinator Quinata supposedly told Casual Stevedore Reyes to come in Monday, March 27, 2017 and "We will take it from there."

Stevedore Reyes called Supervisor I Robert Meeks Sunday, March 26, 2017, to inform him that he will be calling in sick for March 27, 2017 because his ankle was still swollen and painful from the incident on March 24, 2017. Supervisor Meeks inquired if he had reported the incident and Stevedore Casual Reyes replied that he did not report it to a supervisor but he did tell Stevedore Topasna that he hurt his ankle while kicking the rope. Supervisor Meeks instructed Stevedore Casual Reyes to call work on March 27, 2017 and inform the Supervisor on duty of his issues.

Stevedore Topasna stated that earlier in the day on Friday, March 24, 2017, he noticed Stevedore Casual Reyes was limping and that he had responded that he was moving some things out of his house and twisted his ankle.

On Thursday, March 30, 2017, Stevedore Casual Reyes stated that the pain and swelling on his right ankle had gotten worse and was seen at Guam Memorial Hospital that day.

Safety Administrator Acfalle stated that Stevedore Casual Reyes's injury had not been reported until March 30, 2017. He also stated that the protocol to loosen wedged or stuck lines was to ask the vessels crew to give slack to the line. Stevedores then should step back and move away from the rope until enough slack is given to loosen the rope.

Safety Administrator Acfalle concluded that Stevedore Casual Reyes had injured his ankle while attempting to kick the rope free during line handling operations for Vessel Green Lake. He also noted that Stevedore Casual Reyes failed to immediately and officially report the incident to his supervisor and fill out a Workers Compensation 201 form (Notice of Employee's Injury/Illness or Death). Stevedore Casual Reyes stated that he informed Stevedore Topasna that he hurt his ankle after kicking the rope while they were still at dockside. He also stated that Stevedore Casual Reyes stated that Stevedore Topasna told him to be more careful. According to the statements provided by Stevedore Casual Reyes, Stevedore Topasna was aware of the incident

on Friday, March 24, 2017, 5:21 p.m. Planner Work Coordinator Quinata was aware of the incident on Saturday, March 25, 2017, at 12:00 p.m. and Supervisor I Meeks was aware of the incident on Sunday, March 26, 2017, 7:30 p.m., but no action was taken to document the incident.

Safety Administrator Acfalle reported that he spoke with Department of Labor Workers Compensation Commission Representative Manny Pablo who recommended authorizing treatment for Stevedore Casual Reyes' injury. He explained that he may have hurt his ankle earlier at home but aggravated the ankle while kicking the rope at work. Safety Administrator Acfalle recommended that this incident is discussed by the Accident Review Board and to then provide its recommendations to the General Manager on this matter.

Damaged Pavement Case No. 44-17

On Tuesday, May 9, 2017, the GM received a report for Safety Administrator Vince Acfalle concerning an incident that occurred on the morning of Saturday, May 6, 2017 involving Equipment Operator II Patrick Quidachay while he was clearing Area S to remove a chassis so that the Port's private contractor could continue the restriping of the Yard.

According to Safety Administrator Acfalle, Equipment Operator II Quidachay was operating Tractor No. T-107 and was assigned to dray chassis away from Area 'S' and park the chassis elsewhere within the Container Yard. This task was being accomplished to prepare Area 'S' for the private contractor, to commence the re-striping and numbering of all parking stalls within that section. During this process, Equipment Operator II Quidachay, backed into parking stall No. 54 and hooked a 40-foot Matson chassis with a loaded 40-foot Matson container. He then connected his service air-line and proceeded to pull the chassis when the left rear air brake failed to release. In spite of this, he continued to drag the chassis from Area 'S' to Area 'J' leaving a skid mark that was 2/10ths of a mile long (1056 feet). Transportation Supervisor Frankie Cruz was informed of the incident and contacted Port Police II Eric Salas and Detailed Safety Inspector II Robert Lau.

Safety Administrator Acfalle determined in his findings that Operator II Quidachay knew that he had a problem with the air brakes not fully releasing but continued to drag the chassis from Area S to Area J leaving skid marks on the newly striped stalls. He further concluded that Operator II Quidachay did not follow Standard Operating Procedures (SOP) when draying a chassis and the air brake does not release. The Standard Operating Procedure in such instances is "DO NOT PULL THAT CHASSIS", get another one. Safety Administrator Acfalle stated that operators are notified at the start of Transportation Divisions shift during the safety briefing which is conducted by the respective leaders or supervisors.

Safety Administrator Acfalle recommended that this incident be discussed at the next Transportation Division Daily Safety Briefing. He also recommended that his incident be

discussed by the Accident Review Board and to then provide recommendations to the General Manager on this matter.

Hydraulic Oil Spill – 20-Ton Forklift No. 8-168 Case No. 45-17

On Tuesday, May 9, 2017, the GM received a report from the Safety Administrator Vince Acfalle dated Monday, May 8, 2017, concerning a hydraulic oil spill from 20-Ton Fork No. 8-168. According to Safety Administrator Acfalle, Transportation Leader Anthony Concepcion informed Safety Inspector III Paul Salas of a hydraulic oil spill at Area N.

Equipment Operator II Sandy Duenas was assigned to operate 20-Ton Forklift No. 8-168 in support of daily issuing and receiving of containers. He was in the process of lifting a flat rack when he noticed hydraulic oil leaking from the mast of the Forklift. Equipment Operator II Sandy Duenas then shut down his equipment and notified Transportation Leader Concepcion of the incident. Safety Officer III Salas and Port Police Officer II Frank San Nicolas responded to this incident.

Safety Administrator Acfalle went on to report that Fleet Mechanic Wilfred Adonay indicated that the one of the hydraulic hose lines connected to the mast ruptured due to wear and tear. He further stated that approximately one (1) quart of hydraulic oil spilled onto the pavement and that Transportation personnel utilized absorbent sand and pads to clean-up the oil spill. The National Response Center was notified and Report No. 1177709 was issued.

Safety Administrator Acfalle concluded that the primary cause of this incident was due to a defective hydraulic hose. He recommended that Fleet Mechanics perform preventive maintenance inspections on all equipment to identify potential mechanical problems before they occur. Safety Administrator Acfalle also recommended that this incident be discussed by the Accident Review Board and to then provide recommendations to the General Manager on this matter.

Work Injury Case No. 46-17

On Wednesday, May 17, 2017, the GM received a report from Safety Administrator Vince Acfalle dated Wednesday, May 10 concerning a work injury that occurred that day involving Heavy Equipment Mechanic II Wilfred Adonay. According to Safety Administrator Acfalle, Heavy Equipment Mechanic II Adonay had been assigned to replace a fan clutch from Official No. 4625 and reported that when he was applying pressure on a pry bar to pull back a pulley to release the fan clutch, the pry bar slipped hitting his right eye.

Port Police Officer II Jerry Sanchez Safety Inspector III Paul Salas responded to this incident.

According to Safety Administrator Acfalle reported that Heavy Equipment Mechanic II Adonay sustained swelling and redness to the right eye. He was issued a Workers Compensation 101 a-b forms and transported to GMH by Heavy Equipment Mechanic II William Hudson for evaluation and treatment.

Safety Administrator Acfalle concluded that it is standard practice to use pry bars for leverage to release fan clutch from pulleys. He added that the Safety and Fleet Divisions will discuss Best Methods when using pry bars.

Safety Administrator Acfalle recommended that his incident be discussed by the Accident Review Board and to then provide recommendations to the General Manager on this matter.

Note: Pages 22 thru 27 is Port Related Matters.

FEDERAL GRANT/LOANS & LOCAL FUNDING PROGRAMS
FY2017 Port Modernization Plan
Grant Strategy - Monthly Update

May 16, 2017

Summary Sheet of Funding/Financing

Port Modernization	Approved Amount	Expenditures	Remaining Balance	NOTES
Modernization	\$ 59,880,000.00	\$ 46,871,985.04	\$ 13,008,014.96	\$48.5M Port Enterprise Fund / \$10M US DOT TIGER GRANT H-Wharf
Security	\$ 1,378,886.00	\$ 23,384.68	\$ 1,355,501.32	
Marinas	\$ 490,703.00	\$ 93,512.55	\$ 397,190.45	Boating Infrastructure Grants
Port Police	\$ 24,000.00	\$ 8,792.76	\$ 15,207.24	Section 402 Highway Safety Funds
Grand Totals:	\$ 61,773,589.00	\$ 46,997,675.03	\$ 14,775,913.97	

Applications Pending	Requested Amount			NOTES
PAG Facilities Hardening Project	\$ 762,171.52			USDHS FEMA
Grand Totals:	\$ 762,171.52			

PORT AUTHORITY OF GUAM - FEDERAL GRANT FUNDING PROGRAMS
Tuesday, May 16, 2017

I. Port Modernization

ITEM #	GRANT #	PROJECT NAME	Federal or Local Agency	Notice to Proceed	% Completed	Award Date / End Date	Award Amount	Draw Down Submitted	Remaining Balance	STATUS
FY2010-01	Port Enterprise Fund	Guam Commercial Port Improvement Program	DOD to DOT Maritime Administration Agency (MAAAG)	09/22/10	94.9%	9/22/2010 - 9/22/2015	\$ 48,500,000.00	\$ 46,040,464.00	\$ 2,459,536.00	As of 4/9/2016
FY2015-02	GR0706-15-21	Owner's Agent Engineer Support Services	Office of Economic Adjustment (CEA) DOD		60.3%	01/01/2015 - 12/31/2016 *Extension approved 12/31/2017	\$ 1,380,000.00	\$ 811,521.04	\$ 568,478.96	1-year grant extension request was submitted and approved. Grant performance period and date is now 12/31/2017. PAG exercised first option year contract renewal with OAE until Sept. 8, 2017. Task Order 2 services ongoing. PAG-OAG M&U renewed with new expiration date same as new grant end date of 12/31/2017.
FY2016-01	DTMA91G1600007	Rehabilitation of "H" Wharf	US DOT		0.0%	7/29/2016	\$ 10,000,000.00	\$ -	\$ 10,000,000.00	PAG concurrently working to address bond financing.
GRAND TOTAL GRANTS FOR MODERNIZATION:							\$ 59,880,000.00	\$ 46,871,985.04	\$ 13,008,014.96	

II. SECURITY

ITEM	GRANT #	PROJECT NAME	Federal or Local Agency	Notice to Proceed	% Completed	Award Date / End Date	Award Amount	Draw Down Submitted	Remaining Balance	STATUS
FY2014-02	EMW-2014-PU-00572	PAG Critical Infrastructure Cyber Security Assessment	FEMA Port Security Grant Program	Waiting on USDHS/FEMA grant award documents	14.8%	09/01/2014 - 08/31/2016 *Extension approved 08/31/2017	\$ 157,500.00	\$ 23,384.68	\$ 134,115.32	DMR and Secure Works, the Port's vendor performing the Cyber security Assessment performed the initial kick off meeting with a one week assessment of the Port's current capabilities. The fact finding workshop was completed. The next step is the compilation of data to be presented to Port Management on June 9, 2017 with their findings and recommendations.
FY2015-01	EMW-2015-PU-00261	Maintenance and Sustainment Contract for the Port Command Center Port Wide CCTV and Access Control Systems	FEMA Port Security Grant Program	30-Sep-15	0.0%	09/01/2015 - 08/31/2018	\$ 178,070.00	\$ -	\$ 178,070.00	Secure safe performed its initial assessment of the Port's CCTV and Access Control Systems. A maintenance schedule is being developed in coordination with Port Police. A monthly progress and activity report will be generated to provide the Port with a timely status of its systems. This schedule will be ongoing for the next 12 months as per purchase order agreement.
FY2015-02	EMW-2015-PU-00261	Upgrade and Refurbishment of Existing Damaged Security Light Poles and Fixtures at Strategic Port Locations	FEMA Port Security Grant Program	30-Sep-15	0.0%	09/01/2015 - 08/31/2018	\$ 317,827.00	\$ -	\$ 317,827.00	Ongoing Canton Construction work. Long lead items have been procured and awaiting delivery from off island resources. Weekly meetings are being conducted and recorded by Engineering Division who is the project managers.
FY2015-01	FEMA Hazard Mitigation Assistance Grant Program	PAG Warehouse 1 Hardening Project	FEMA Hazard Mitigation Program	Waiting on USDHS/FEMA grant award documents	0.0%		\$ 75,629.00	\$ -	\$ 75,629.00	SCOW has been completed by Engineering Dept. Next step is to work with Procurement Division to move forward with the procurement process.
FY2016-01	EMW-2016-PU-00523-S01	Acquisition & Installation of Additional Cameras at Strategic Port Facilities.	FEMA Port Security Grant Program	Waiting on USDHS/FEMA grant award documents	0.0%		\$ 174,644.00	\$ -	\$ 174,644.00	Status Quo - type of camera has yet to be determined. Anticipate to complete SCOW on or before May 31, 2017.
FY2016-02	EMW-2016-PU-00523-S01	Upgrade & Refurbishment of Existing Damaged Security Light Poles at Strategic Port Locations	FEMA Port Security Grant Program	Waiting on USDHS/FEMA grant award documents	0.0%		\$ 475,216.00	\$ -	\$ 475,216.00	Status Quo - SCOW being developed by Engineering Division.
GRAND TOTAL FOR SECURITY:							\$ 1,378,886.00	\$ 23,384.68	\$ 1,355,501.32	

III. MARINAS

ITEM	GRANT #	PROJECT NAME	Federal or Local Agency	Notice to Proceed	% Completed	Award Date / End Date	Award Amount	Draw Down Submitted	Remaining Balance	STATUS:
FY2014-02	F13A001023	Harbor of Refuge A/E Design & Environmental Studies - Phase 1	DOJ/FAWS/Dept. of Ag/DANR	07/02/14	98.4%	10/1/2013 - 9/30/2015 Per DoDAG Grant # CL05ED	\$ 95,000.00	\$ 93,512.55	\$ 1,487.45	Supplemental Site Assessment was approved by DoDAG. PAG to proceed with procurement process for the construction of Pump Out Facility. Total Invoice Process for Reimbursement amounted to \$93,512.55. CL05ED
FY2014-03	F14A001191	Renovation of the Guam Harbor of Refuge Phase 2 A/E Design, Repairs to Mooring, Acquisition of Pump out System & Shelter/Housing	DOJ/FAWS/Dept. of Ag/DANR	03/31/14	0.0%	10/26/2013 - 9/30/2016 *Extension approved 9/30/2017	\$ 86,181.00	\$ -	\$ 86,181.00	Supplemental Site Assessment was approved by DoDAG. \$14,931.00 Applied to Indirect Cost as indicated on Work Request. PAG to proceed with procurement process for the construction of Pump Out Facility SOW completed. DoDAG to develop revised MOU.
FY2016-01	F16A000631	Harbor of Refuge Moorage Repairs - Phase 3	DOJ/FAWS/Dept. of Ag/DANR	09/13/16	0.0%	10/26/2013 - 9/30/2017	\$ 200,000.00	\$ -	\$ 200,000.00	DoDAG to develop revised MOU
FY2016-02	F16A000666	Agat Marina Demolition of Dock B	DOJ/FAWS/Dept. of Ag/DANR	11/17/16	0.0%	6/1/2016 - 9/30/2017	\$ 109,522.00	\$ -	\$ 109,522.00	Amount approved for PAGs is \$99,311 and Amount approved for DoDAG's Indirect Cost & Supplies is \$10,211. DoDAG to develop revised MOU.
GRAND TOTAL FOR MARINAS:							\$ 490,703.00	\$ 93,512.55	\$ 397,190.45	

IV. PORT POLICE HIGHWAY SAFETY

ITEM	GRANT #	PROJECT NAME	Federal or Local Agency	Authorization to Proceed	% Completed	Award Date / End Date	Award Amount	Draw Down Submitted	Remaining Balance	STATUS:
FY2017-01	PT17-03-04PPD	Port Police - Section 402 Highway Safety Funds - Operation Adal He Hla (March Out)	Department of Public Works/Office of Highway Safety	2/24/17	36.6%	10/1/2016 - 9/30/2017	\$ 24,000.00	\$ 8,792.76	\$ 15,207.24	Speed enforcement activities ongoing along Routes 11 and 1.
GRAND TOTAL FOR HIGHWAY SAFETY:							\$ 24,000.00	\$ 8,792.76	\$ 15,207.24	

V. OTHER - POTENTIAL FUTURE GRANTS

ITEM	POTENTIAL FUTURE GRANTS	PROJECT NAME	Federal or Local Agency	COMMENTS	PAG Estimated Cost Share/Matching	Federal Cost Share	Total Amount	STATUS:
FY2016-01	Submitted 08/28/2015	PAG Facilities Hardening Project	USDHS FEMA		\$ 190,542.88	\$ 571,628.64	\$ 762,171.52	Subject for review and approval
Potential Future Grants:					\$ 190,542.88	\$ 571,628.64	\$ 762,171.52	



PORT OF GUAM
ATURIDAT I PUETTON GUAHAN
Jose D. Leon Guerrero Commercial Port
1026 Cabras Highway, Suite 201, Piti, Guam 96925
Telephone: 671-477-5931/35 Facsimile: 671-477-2689/4445
Website: www.portguam.com



Eddie Baza Calvo
Governor of Guam
Ray Tenorio
Lieutenant Governor

FINANCE-YTD- March 2017

Financial Highlights

Income Statement

Balance Sheet

Accounts Receivable Aging Summary Report

Accounts Payable Summary

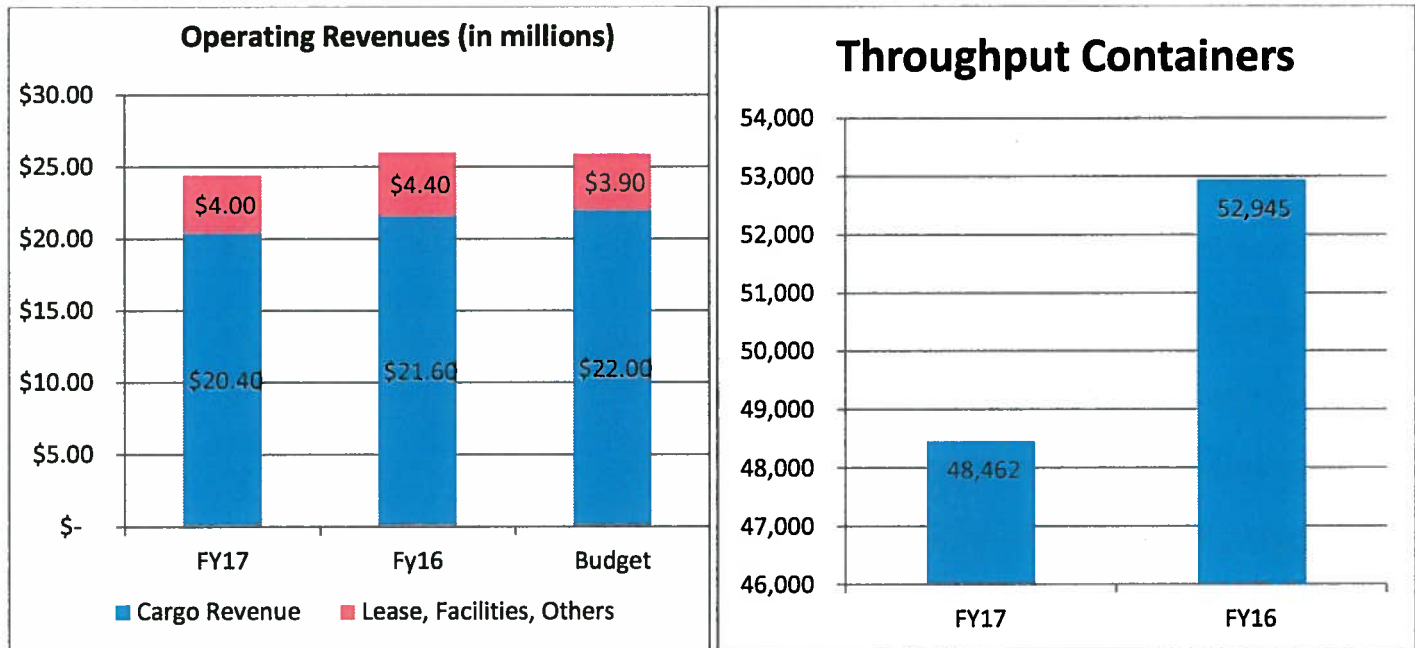
Budget Lift/Transfer Monthly Activities

Crane Surcharge Ledger

Facility Maintenance Ledger

Financial Highlights – YTD March FY2017

Operating Performance:



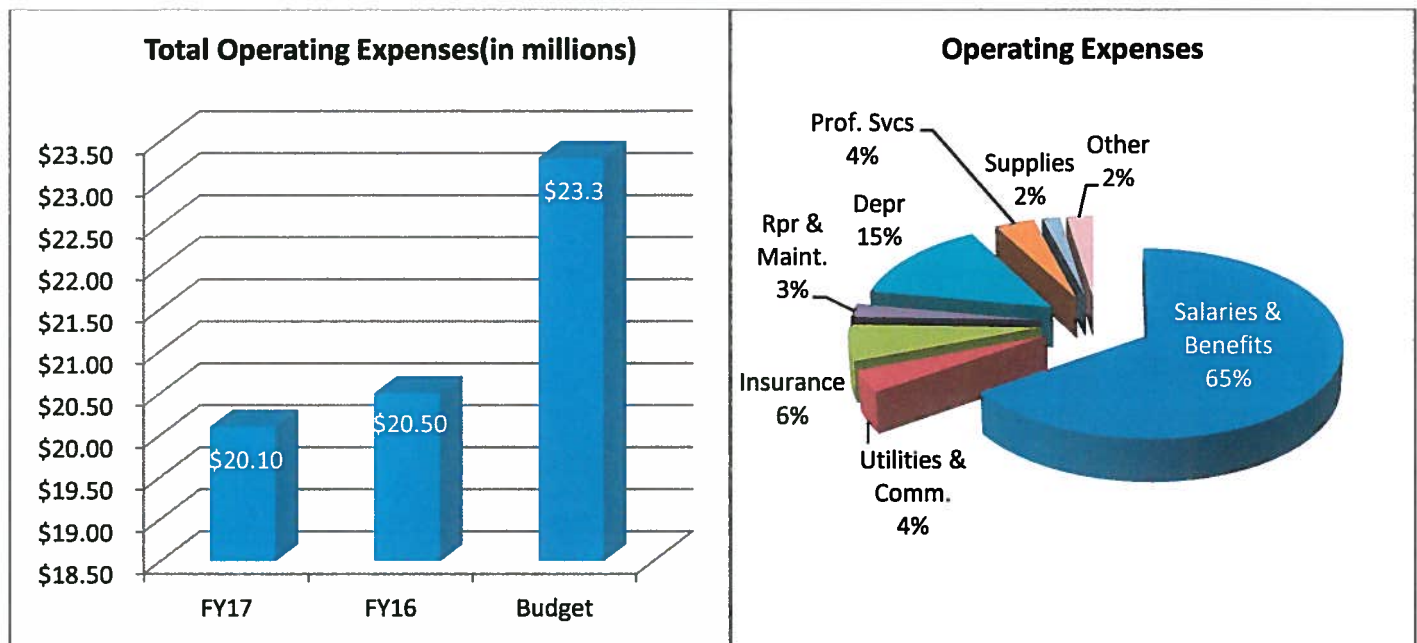
Total Operating Revenues as of March 2017 was \$24.4 million, which consist of \$20.4 million in cargo revenues and \$4 million in Facilities, Leases, and Other Services.

FY17 YTD cargo revenue is 5% lower than last year's total (\$21.6 mil) and 7% lower than Budget (\$22 mil).

FY17 YTD Facilities, Leases, and Other Services as of March is 10% lower than last year (\$4.4 mil) and 2% higher than budget (\$3.9mil).

Overall Operating Revenues as of March is 6% lower than Budget (\$26 mil) and 6% lower than last year's year to date March (\$26 mil).

Total number of containers handled as of March 2017 was 48,462 which is 8% lower compared to last year March total 52,945.



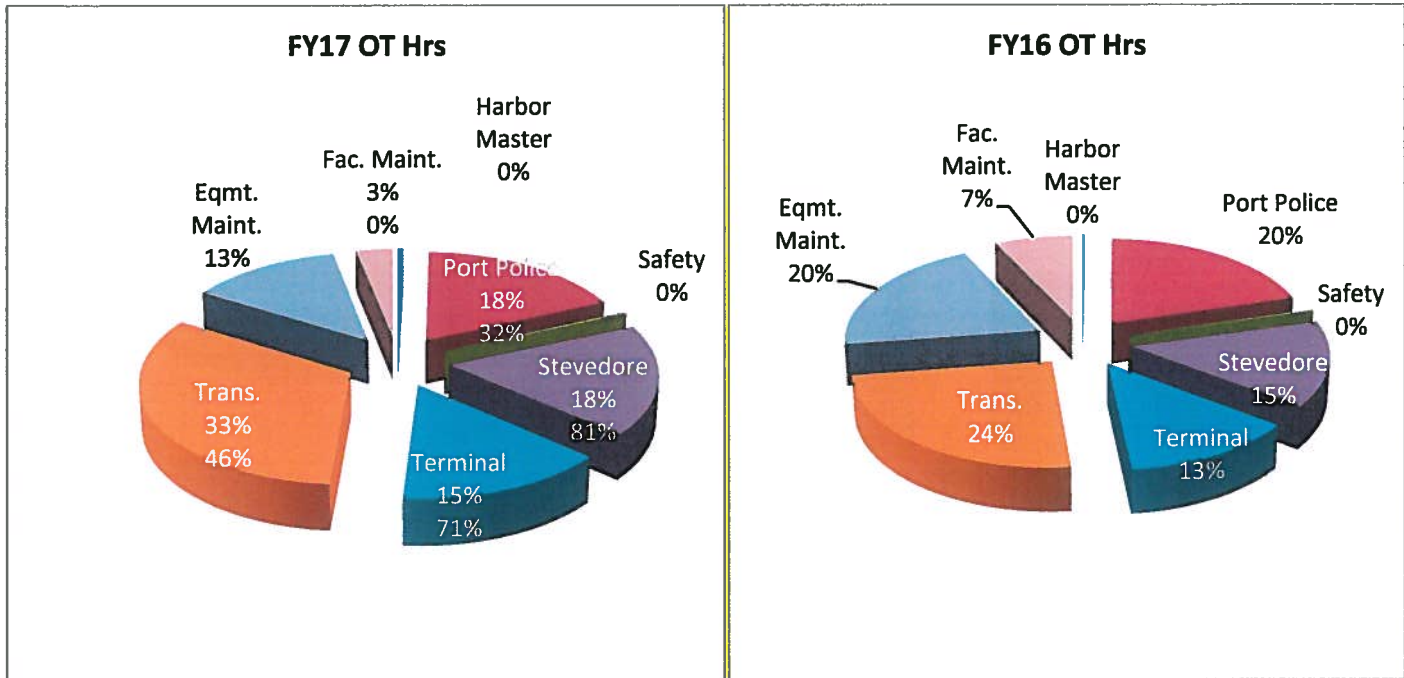
Total Operating Expenses as of March 2017 was \$20.1 million, which is 14% lower than Budget (\$23.3 mil) and 2% lower than last year's total operating expenses (\$20.5 mil).

Total Overtime as of March 2017 was \$864 thousand which is 13% higher than last year March (\$762 thousand). Direct Labor Revenue as of March was \$1.5 million, which is 8% lower than last year and 6% lower than budget. Direct Labor charges are for services performed by Port employees under special service request and differentials under the throughput.

Below is the breakdown of overtime for each division/section for FY17 and FY16 as of March:

Section	FY17	FY16	Budget 2 nd Qtr	OT Revenue
Harbor Master	3,706	1,498	2,500	0
Port Police	147,314	151,658	100,000	46,739
Safety	3,113	2,053	2,500	0
Stevedore-Cargo Handling	146,780	104,713	77,500	118,876
-Rigger	213	4,648	2,500	672
Terminal	122,688	97,840	90,000	86,761
Transportation-Superintendent	31,642	30,287	22,500	0
-Crane Operator	70,156	45,529	42,000	21,769
-Equipt Operator	147,428	93,440	73,500	103,650
-Dispatcher	20,791	13,271	12,000	0
Maint.-Crane Maint.	50,645	58,708	47,500	0
-Preventive Maint.	18,474	13,618	7,500	0
-Fleet Maint.	11,660	55,056	30,000	0
-Welders	27,661	23,356	15,000	0
Facility Maint.-Building	9,096	4,726	7,500	0
-Elect./Refr.	17,034	48,608	31,000	0
Finance	17,375	11,504	8,500	917
Human Resources	3,882	0	5,000	0
Procurement	1,386	0	0	0
Information Technology	9,154	283	0	0
TOTAL	860,198	760,796	577,000	379,384

Port Police OT Revenue is due to Passenger Vessels or under special service request. Electrician revenue is due to special service requests.



Year to date Operating Revenues minus the Year to date Operating Expenses resulted to an Operating Income of \$4.2 million as of March 31, 2017.

Non Operating Revenues and Expenses consist of the following: \$1.5 million-Retirement contribution for COLA, Supplemental and Medical/Dental/Life Insurance expenses, \$557 thousand-Interest expense on loans and \$27k Interest Income. The net total of non operating expenses and revenues as of March is a negative \$1.8 million.

The Total Net Income as of March is \$2.4 million.

Accounts Receivable Trade (net) as of March 31, 2017 is \$5 million.

Aging Status is a follows: 79% - Current, 2% - over 30 days, 3% - over 60 days, 1% - over 90 days and 15% - over 120 days.

Accounts Payable Trade as of March 31, 2017 is \$918 thousand which is 34% higher than last month ending balance of \$685 thousand.

**Port Authority of Guam
Income Statement
With Budget Comparison (Unaudited)
6 Months Ending 03/31/17**

Current Month		Last Year		Budget		Year to Date		Last Year to Date		
Actual	%	Actual	%		% Chng	Actual	%	Actual	%	
OPERATING REVENUES										
CARGO THROUGHPUT REVENUES										
1,417,693	32.9%	720,358	16.0%	504,820	1.81	CT- CHASSIS	7,821,082	32.1%	2,742,899	10.6%
169,219	3.9%	931,739	20.7%	1,136,276	(0.85)	CT-GROUND	1,396,031	5.7%	6,734,274	25.9%
43,333	1.0%	163,093	3.6%	97,747	(0.56)	CT-BREAKBULK	433,822	1.8%	660,309	2.5%
339	0.0%	805	0.0%	1,142	(0.70)	CT-UNITIZED	1,463	0.0%	5,293	0.0%
	0.0%				-	CT-TUNA		0.0%		0.0%
92,316	2.1%	15,516	0.3%	64,989	0.42	CT-RO/RO	277,011	1.1%	380,650	1.5%
6,561	0.2%	4,739	0.1%	4,821	0.36	CT-STUFFING/DEVAN	33,171	0.1%	26,367	0.1%
327	0.0%	2,271	0.1%	2,681	(0.88)	CT-HEAVYLIFT	16,378	0.1%	17,035	0.1%
59	0.0%	46	0.0%	129	(0.54)	CT-LONGLENGTH	1,882	0.0%	1,016	0.0%
7,630	0.2%	12,943	0.3%	15,084	(0.49)	OUT-OF-GAUGE CARGO (OOG)	40,468	0.2%	84,057	0.3%
CARGO THROUGHPUT REVENUES										
1,737,479	40.3%	1,851,510	41.1%	1,827,689	(0.05)	OTHER CARGO RELATED REVENUES	10,021,307	41.1%	10,651,899	41.0%
OTHER CARGO RELATED REVENUES										
	0.0%	2,439	0.1%	2,859	(1.00)	LIFT ON/LIFT OFF	1,942	0.0%	16,113	0.1%
	0.0%	5,601	0.1%	4,946	(1.00)	PRESLUNG	699	0.0%	11,359	0.0%
	0.0%		0.0%		-	EXPORT SCRAP CONTAINER		0.0%		0.0%
340,519	7.9%	265,018	5.9%	311,233	0.09	TRANSHIPMENT CONTAINERS	1,664,296	6.8%	1,845,464	7.1%
17,727	0.4%	10,763	0.2%	9,899	0.79	OVERSTOWED CONTAINERS	80,406	0.3%	61,671	0.2%
	0.0%	218	0.0%	304	(1.00)	SHIFTED CONTAINERS	1,015	0.0%	928	0.0%
1,106	0.0%	2,424	0.1%	3,123	(0.65)	RIGGED CONTAINERS	7,145	0.0%	17,275	0.1%
10,473	0.2%	10,854	0.2%	10,214	0.03	REEFER CNTR-PLUG/UNPLUG	60,315	0.2%	60,735	0.2%
241,708	5.6%	243,589	5.4%	274,964	(0.12)	DIRECT LABOR BILLED	1,555,930	6.4%	1,685,140	6.5%
11,464	0.3%	22,527	0.5%	18,412	(0.38)	EQUIPMENT RENTAL	98,363	0.4%	105,408	0.4%
47,624	1.1%	32,069	0.7%	38,341	0.24	PORT FEES & DOCKAGE	278,082	1.1%	233,248	0.9%
414,982	9.6%	391,928	8.7%	425,719	(0.03)	WHARFAGE	2,356,776	9.7%	2,439,170	9.4%
63,157	1.5%	59,451	1.3%	61,839	0.02	FUEL SURCHARGE	337,645	1.4%	363,098	1.4%
42,826	1.0%	17,475	0.4%	18,306	1.34	MARITIME SECURITY FEE	203,962	0.8%	107,933	0.4%
134,168	3.1%	132,574	2.9%	147,159	(0.09)	FACILITY MAINTENANCE FEE	728,531	3.0%	869,840	3.4%
526,179	12.2%	503,963	11.2%	523,057	0.01	CRANE SURCHARGE	3,032,027	12.4%	3,092,358	11.9%
OTHER CARGO RELATED REVENUES										
1,851,933	42.9%	1,700,892	37.7%	1,850,375	0.00	OTHER CARGO RELATED REVENUES	10,407,115	42.7%	10,909,739	42.0%
3,589,412	83.2%	3,552,402	78.8%	3,578,064	(0.02)	OPERATING REVENUES	20,428,422	83.8%	21,561,638	83.0%
OTHER CARGO RELATED REVENUES										
						OTHER CARGO RELATED REVENUES				
						OTHER CARGO RELATED REVENUES				
						OTHER CARGO RELATED REVENUES				
						OTHER CARGO RELATED REVENUES				
						OTHER CARGO RELATED REVENUES				
						OTHER CARGO RELATED REVENUES				
						OTHER CARGO RELATED REVENUES				
						OTHER CARGO RELATED REVENUES				
						OTHER CARGO RELATED REVENUES				
						OTHER CARGO RELATED REVENUES				
						OTHER CARGO RELATED REVENUES				
						OTHER CARGO RELATED REVENUES				
						OTHER CARGO RELATED REVENUES				
						OTHER CARGO RELATED REVENUES				
						OTHER CARGO RELATED REVENUES				
						OTHER CARGO RELATED REVENUES				
						OTHER CARGO RELATED REVENUES				
						OTHER CARGO RELATED REVENUES				
						OTHER CARGO RELATED REVENUES				
						OTHER CARGO RELATED REVENUES				
						OTHER CARGO RELATED REVENUES				
						OTHER CARGO RELATED REVENUES				
						OTHER CARGO RELATED REVENUES				
						OTHER CARGO RELATED REVENUES				
						OTHER CARGO RELATED REVENUES				
						OTHER CARGO RELATED REVENUES				
						OTHER CARGO RELATED REVENUES				
						OTHER CARGO RELATED REVENUES				
						OTHER CARGO RELATED REVENUES				
						OTHER CARGO RELATED REVENUES				
						OTHER CARGO RELATED REVENUES				
						OTHER CARGO RELATED REVENUES				
						OTHER CARGO RELATED REVENUES				
						OTHER CARGO RELATED REVENUES				
						OTHER CARGO RELATED REVENUES				
						OTHER CARGO RELATED REVENUES				
						OTHER CARGO RELATED REVENUES				
						OTHER CARGO RELATED REVENUES				
						OTHER CARGO RELATED REVENUES				
						OTHER CARGO RELATED REVENUES				
						OTHER CARGO RELATED REVENUES				
						OTHER CARGO RELATED REVENUES				
						OTHER CARGO RELATED REVENUES				
						OTHER CARGO RELATED REVENUES				
						OTHER CARGO RELATED REVENUES				
						OTHER CARGO RELATED REVENUES				
						OTHER CARGO RELATED REVENUES				
						OTHER CARGO RELATED REVENUES				
						OTHER CARGO RELATED REVENUES				
						OTHER CARGO RELATED REVENUES				
						OTHER CARGO RELATED REVENUES				
						OTHER CARGO RELATED REVENUES				
						OTHER CARGO RELATED REVENUES				
						OTHER CARGO RELATED REVENUES				
						OTHER CARGO RELATED REVENUES				
						OTHER CARGO RELATED REVENUES				
						OTHER CARGO RELATED REVENUES				
						OTHER CARGO RELATED REVENUES				
						OTHER CARGO RELATED REVENUES				
						OTHER CARGO RELATED REVENUES				
						OTHER CARGO RELATED REVENUES				
						OTHER CARGO RELATED REVENUES				

**Port Authority of Guam
Income Statement
With Budget Comparison (Unaudited)
6 Months Ending 03/31/17**

Current Month		Last Year		Budget		Year to Date		Last Year to Date	
Actual	%	Actual	%		Chng	Actual	%	Actual	%
NON OPERATING REVENUES									
FACILITIES									
98,664	2.3%	119,834	2.7%	127,958	(0.23)	631,298	2.6%	789,182	-20.0%
265,848	6.2%	124,581	2.8%	237,442	(1.00)	1,270,575	5.2%	1,210,968	4.9%
-	0.0%	-	0.0%	11,333	6.89	25,500	0.1%	105,000	0.0%
89,434	2.1%	103,193	2.3%	83,494	0.07	534,459	2.2%	572,646	-6.7%
92,105	2.1%	92,105	2.0%	92,105	(0.00)	317,509	1.3%	295,210	7.6%
5,203	0.1%	3,945	0.1%	3,804	0.37	31,217	0.1%	19,887	57.0%
3,109	0.1%	3,731	0.1%	3,328	(0.07)	18,478	0.1%	20,284	-8.9%
330	0.0%	315	0.0%	283	0.17	1,755	0.0%	1,185	0.0%
24,189	0.6%	21,058	0.5%	21,860	0.11	127,646	0.5%	127,306	0.3%
5,444	0.1%	2,005	0.0%	3,195	0.70	17,025	0.1%	16,975	0.3%
120,507	2.8%	202,495	4.5%	100,000	0.21	832,608	3.4%	850,720	-2.1%
FACILITIES									
OTHER FEES & SERVICES									
704,832	16.3%	673,261	14.9%	684,802	0.03	3,808,071	15.6%	4,009,363	-5.0%
CLAIMS FEE									
	0.0%		0.0%	-	-	57	0.0%		0.0%
	0.0%		0.0%	-	-		0.0%		0.0%
MATERIAL USED									
	0.0%		0.0%	-	-		0.0%		0.0%
4,233	0.1%	4,233	0.1%	1,862	-	30,524	0.1%	16,762	0.0%
1,270	0.0%	2,790	0.1%	2,132	(0.40)	15,659	0.1%	14,831	0.0579
9,210	0.2%	11,328	0.3%	16,968	(0.46)	60,994	0.3%	68,014	-10.3%
8,347	0.2%	5,965	0.1%	-	-	43,421	0.2%	34,616	25.4%
ELECTRICAL POWER									
OTHER FEES & SERVICES									
18,827	0.4%	24,316	0.5%	20,962	(0.10)	150,654	0.6%	134,223	12.2%
180	0.0%	610	0.0%	1,467	(0.88)	607	0.0%	2,077	-70.8%
ADMINISTRATIVE FEES & SERVICES									
REIMBURSEMENTS									
FEDERAL REIMBURSEMENT									
-	0.0%	-	0.0%	-	0	-	0.0%	-	0.0%
-	0.0%	256,506	5.7%	-	-	-	0.0%	256,506	1.0%
-	0.0%	-	0.0%	-	-	-	0.0%	-	0.0%
-	0.0%	-	0.0%	-	-	-	0.0%	-	0.0%
-	0.0%	-	0.0%	-	-	-	0.0%	-	0.0%
-	0.0%	-	0.0%	-	-	-	0.0%	-	0.0%
REVENUE MINIMUM CHARGE									
REIMBURSEMENTS									
-	0.0%	256,506	5.7%	-	-	-	0.0%	256,506	1.0%
723,840	16.8%	954,693	21.2%	707,231	0.02	3,959,331	16.2%	4,402,170	-10.1%
4,313,251	100.0%	4,507,095	100.0%	4,385,295	(0.02)	24,387,754	100.0%	25,963,808	-6.1%
NON OPERATING REVENUES									
TOTAL REVENUES									
3,867,868									
25,936,252									
(0.06)									

**Port Authority of Guam
Income Statement
With Budget Comparison (Unaudited)
6 Months Ending 03/31/17**

Current Month				Last Year				Year to Date				Last Year to Date			
Actual	%	Actual	%	Budget	% Chng	Actual	%	Actual	%	Actual	%	Chng	Budget	% Chng	
INDIRECT COSTS															
General & Administrative Expen															
(1,617,378)	-37.5%	(1,475,583)	-32.7%	(1,655,777)	(0.02)	Salaries & Wages	(9,314,491)	-38.2%	(8,701,684)	-33.5%	7.0%	(9,934,662)	(0.06)		
(113,826)	-2.6%	(111,672)	-2.5%	(118,759)	(0.04)	Insured Benefits	(658,129)	-2.7%	(657,448)	-2.5%	0.1%	(712,554)	(0.08)		
(445,262)	-10.3%	(410,081)	-9.1%	(442,571)	0.01	Retirement Benefits	(2,481,248)	-10.2%	(2,379,550)	-9.2%	4.3%	(2,655,426)	(0.07)		
(117,381)	-2.7%	(108,301)	-2.4%	(4,041)	28.05	Other Benefits	(718,249)	-2.9%	(663,786)	-2.6%	8.2%	(24,248)	28.62		
(16,171)	-0.4%	(2,559)	-0.1%	(7,500)	1.16	Other Personnel Costs	(4,477)	0.0%	(12,305)	0.0%	0.0%	(45,000)	(0.90)		
25,449	0.6%	(5,192)	-0.1%	(10,971)	(3.32)	Communications	(39,346)	-0.2%	(40,097)	-0.2%	-1.9%	(65,826)	(0.40)		
	0.0%		0.0%		-	Leases/Rentals		0.0%		0.0%	0.0%		-		
(115,104)	-2.7%	(142,961)	-3.2%	(157,333)	(0.27)	Utilities	(728,132)	-3.0%	(853,874)	-3.3%	-14.7%	(943,998)	(0.23)		
(217,690)	-5.0%	(176,937)	-3.9%	(257,303)	(0.15)	General Insurance	(1,269,893)	-5.2%	(998,907)	-3.8%	27.1%	(1,543,818)	(0.18)		
	0.0%		0.0%	(47,084)	(1.00)	Repairs & Maintenance		0.0%		0.0%	0.0%	(282,504)	(1.00)		
(94,228)	-2.2%	(153,967)	-3.4%	(66,906)	0.41	Repairs & Maintenance	(223,866)	-0.9%	(332,106)	-1.3%	-32.6%	(401,436)	(0.44)		
	0.0%		0.0%		-	Repairs & Maintenance-Subic Cr		0.0%	(18,515)	-0.1%	-100.0%		-		
(44,762)	-1.0%	(12,396)	-0.3%	(38,056)	0.18	Repairs & Maintenance-Pola 14	(80,519)	-0.3%	(85,375)	-0.3%	-5.7%	(228,336)	(0.65)		
(44,032)	-1.0%	(14,245)	-0.3%	(38,056)	0.16	Repairs & Maintenance-Pola 16	(87,224)	-0.4%	(106,189)	-0.4%	-17.9%	(228,336)	(0.62)		
(45,034)	-1.0%	(13,920)	-0.3%	(38,056)	0.18	Repairs & Maintenance-Pola 17	(83,405)	-0.3%	(118,236)	-0.5%	-29.5%	(228,336)	(0.63)		
(484,205)	-11.2%	(507,567)	-11.3%	(473,697)	0.02	Depreciation & Amortization	(2,862,966)	-11.7%	(3,109,648)	-12.0%	-7.9%	(2,842,182)	0.01		
(389)	0.0%	(7,251)	0.0%	(0.95)	(0.95)	Damage, Shortage, Writedown & Supplies	(1,156)	0.0%	(1,022)	0.0%	0.0%	(43,506)	(0.97)		
(66,986)	-1.6%	(106,412)	-2.4%	(136,926)	(0.51)	Supplies	(333,833)	-1.4%	(516,965)	-2.0%	-35.4%	(821,556)	(0.59)		
(3,280)	-0.1%	(3,136)	-0.1%	(70,252)	(0.95)	Miscellaneous	(25,713)	-0.1%	(20,304)	0.0%	26.6%	(421,512)	(0.94)		
	0.0%		0.0%		-	Advertising		0.0%		0.0%	0.0%		-		
(100,050)	-2.3%	(69,492)	-1.5%	(90,322)	0.11	Agency & Management Fees	(420,530)	-1.7%	(470,479)	-1.8%	-10.6%	(541,932)	(0.22)		
(108,149)	-2.5%	(227,698)	-5.1%	(182,354)	(0.41)	Professional Services	(665,914)	-2.7%	(1,229,044)	-4.7%	-45.8%	(1,094,124)	(0.39)		
	0.0%		0.0%	(5,000)	(1.00)	Contractual Services		0.0%	(15,975)	-0.1%	0.0%	(30,000)	(1.00)		
(20,578)	-0.5%	(13,621)	-0.3%	(26,907)	(0.24)	Other Contractual Services	(88,855)	-0.4%	(60,775)	-0.2%	46.2%	(161,442)	(0.45)		
(25,878)	-0.6%	(12,888)	-0.3%	(13,542)	-0.3%	Other Expenses	(51,725)	-0.2%	(48,889)	-0.2%	5.8%	(81,252)	(0.36)		
	0.0%		0.0%		0.0%	Earthquake Expense		0.0%		0.0%	0.0%		-		
	0.0%		0.0%		0.0%	Typhoon Expense	(11)	0.0%	(52,948)	-0.2%	-100.0%		-		
	0.0%		0.0%		0.0%	Earthquake Expense		0.0%		0.0%	0.0%		-		
(3,654,934)	-84.7%	(3,568,628)	-79.2%	(3,888,664)	(0.06)	General & Administrative Expen	(20,139,683)	-82.6%	(20,494,119)	-78.9%	-1.7%	(23,331,986)	(0.14)		

**Port Authority of Guam
Income Statement
With Budget Comparison (Unaudited)
6 Months Ending 033117**

Current Month	Actual	%	Last Year	Actual	%	Budget	%	Chng		Year to Date	Actual	%	Last Year to Date	Actual	%	Chng	Budget	%	Chng
658,317	15.3%		938,466	20.8%		496,631	0.33		OPERATING INCOME (LOSS)	4,248,070	17.4%		5,469,689	21.1%	-22.3%		2,604,266	0.63	
									OTHER INCOME (EXPENSE)										
	0.0%			0.0%			-		Other Income & Expense		0.0%			0.0		0.0		-	
	0.0%			0.0%			-		Interest Income		0.0%			0.0%		0.0%		-	
	0.0%			0.0%			-		Interest Income		0.0%			0.0%		0.0%		-	
5,181	0.1%		3,339	0.1%		5,976	(0.13)		Interest Income	43,029	0.2%		(155,368)	-0.6%	-127.7%		35,866	0.20	
(91,406)	-2.1%		(87,130)	-1.9%		(96,362)	(0.05)		Interest Expense-USDA	(557,235)	-2.3%		(521,090)	-2.0%	6.9%		(578,172)	(0.04)	
	0.0%			0.0%		(1,917)	(1.00)		Other Expense	81,239	0.3%		40,955	0.2%	98.4%		(11,502)	(8.06)	
(254,599)	-5.9%		(251,325)	-5.6%		(205,263)	0.24		Retirement Govt Contribution	(1,528,663)	-6.3%		(1,494,633)	-5.8%	2.3%		(1,231,578)	0.24	
59,979	1.4%		100,015	2.2%		142,871	(0.88)		Federal Reimbursement	280,157	1.1%		2,435,765	9.4%	-88.5%		857,226	-	
(8,807)	-0.2%		(217,892)	-4.8%		(73,216)	(0.88)		Federal Expenses	(161,267)	-0.7%		(417,101)	-1.6%	-61.3%		(439,296)	(0.63)	
	0.0%			0.0%		(12,500)	(1.00)		Gain <Loss> on Asset Disposals	(2,240)	0.0%		(13,323)	-0.1%	-83.2%		(75,000)	(0.97)	
(289,651)	-6.7%		(452,994)	-10.1%		(240,411)	0.20		Other Income & Expense	(1,844,969)	-7.6%		(124,795)	-0.5%	1378.4%		(1,442,466)	0.28	
(289,651)	-6.7%		(452,994)	-10.1%		(240,411)	0.20		OTHER INCOME (EXPENSE)	(1,844,969)	-7.6%		(124,795)	-0.5%	1378.4%		(1,442,466)	0.28	
368,666	8.5%		485,473	10.8%		256,220	0.44		NET INCOME (LOSS)	2,403,111	9.9%		5,344,893	20.6%	-55.0%		1,161,800	1.07	

Total Assets		Amount Current	Amount Last Month End	Amount Last Year End	Change This Month	Change This Year
Current Assets						
Cash on Hand		2,000.00	2,000.00	2,000.00		
Petty Cash Fund		100.00	100.00	100.00		
Cashier Change Fund						
Cash on Hand		2,100.00	2,100.00	2,100.00		
Incentive Award Fund						
Incentive Award Fund						
Cash in Bank						
First Hawaiian Bank		8,116,436.11	7,650,521.93	7,317,313.90	465,914.18	799,122.21
Bank of Guam		1,594,054.07	1,913,666.62	1,795,226.35	319,612.55	201,172.28
Bank of Hawaii						
Citizen Security Bank		9,710,490.18	9,564,188.55	9,112,540.25	146,301.63	597,949.93
Cash in Bank						
Short Term Investments						
Bank of Guam		25,169,074.60	24,000,504.18	26,657,751.34	1,168,570.42	1,488,676.74
Citizen's Security Bank						
First Hawaiian Bank						
BankPacific						
CitiBank						
Bank of Hawaii						
Oceanic Bank						
Gov Guam Employees Fed CU						
Short Term Investments		25,169,074.60	24,000,504.18	26,657,751.34	1,168,570.42	1,488,676.74
Account Receivable-Trade (Net)		5,632,467.04	6,064,882.50	5,009,767.39	432,415.46	622,699.65
Account Receivable-Trade Allow for Uncollectible Acct. A/R-Clearing Account		730,797.69	730,797.69	841,947.69		111,150.00
Account Receivable-Trade (Net)		4,901,669.35	5,334,084.81	4,167,819.70	432,415.46	733,849.65
Accounts Receivable-Other						
Accounts Receivable-IDA						
Accounts Receivable-EMPLOYEES		3,647.30	3,852.30	5,902.30	205.00	2,255.00
Accounts Receivable-PRIMA Reimb						
Accounts Receivable-GEDA/Casam		111,150.00	111,150.00	600,890.89		489,740.89
Accounts Receivable-Other						
Accounts Receivable-Ins Procee						
Accounts Receivable-Other		114,797.30	115,002.30	606,793.19	205.00	491,995.89
Marina Receivables						
Accounts Receivable-Agt Marina		12,140.47	18,017.97	14,758.30	5,877.50	2,617.83
Accounts Receivable-GDP Marina		1,532.58	2,482.58	1,868.25	950.00	435.67
Accounts Receivable-Harbor of		4,474.27	4,334.27	4,835.45	140.00	361.18

	Amount Current	Amount Last Month End	Amount Last Year End	Change This Month	Change This Year
Marina Receivables	18,147.32	24,834.82	21,562.00	6,687.50	3,414.68
Interest Receivables					
Bank of Guam					
Bank of Hawaii					
Bank Pacific					
CitiBank					
Citizens Security Bank					
First Hawaiian Bank					
GovGuam Emp. Fed. Credit Union					
Oceanic Bank					
Other					
Interest Receivables					
Prepaid Expenses	1,218,007.97	1,421,009.30	16,666.67	203,001.33	1,201,341.30
Prepaid Insurance	661,972.74	768,157.87	45,647.92	106,185.13	616,324.82
Prepaid Expenses	1,879,980.71	2,189,167.17	62,314.59	309,186.46	1,817,666.12
Deferred Expenses					
Deferred Geo. Addendum L/Lease					
Deferred Geo. Reimbursement					
Credit Note Reimbursement					
Deferred Expenses					
Current Assets	41,796,259.46	41,229,881.83	40,630,881.07	566,377.63	1,165,378.39
Non Current Assets					
Long Term Receivable	2,258,190.48	2,258,190.48	2,258,190.48		
Long Term Receivable-NOA	1,490,449.90	1,490,449.90	1,490,449.90		
Long Term Receivable-Geda	3,748,640.38	3,748,640.38	3,748,640.38		
Allow for Uncollectible LT A/R					
Long Term Receivable					
Inventory-Computer	73,130.00	77,612.00	95,054.00	4,482.00	21,924.00
Gas, Oil and Diesel Inventory	301,158.92	289,580.96	259,690.56	11,577.26	41,507.66
Supplies Inventory	53,981.29	53,981.29	70,781.97	51.12	51.12
Extra Asses. Inventory Adj.					
Allowance for Obsolescence					
Inventory for Survey					
Inventory	319,113.09	312,087.10	282,884.22	7,025.99	36,228.87
Work In Progress	9,289,274.85	9,091,605.47	9,070,053.17	197,669.38	219,221.68
Const Work In Progr-Local	5,627,677.77	5,191,476.54	5,868,616.17	25,000.00	59,061.60
Const Work In Progr-Federal	15,433,429.16	15,210,759.78	14,938,669.34	222,669.38	494,759.82
Work In Progress					
Non Current Assets	15,752,542.25	15,522,846.88	15,221,553.56	229,695.37	530,988.69

Property, Plant & Equipment	Amount Current	Amount Last Month End	Amount Last Year End	Change This Month	Change This Year
Land	3,563,000.00	3,563,000.00	3,563,000.00		
Land-Caberas	3,563,000.00	3,563,000.00	3,563,000.00		
Buildings	15,732,648.10	15,732,648.10	15,732,648.10		
Buildings-Original	116,493,908.20	116,493,908.20	116,462,740.68		31,167.52
Buildings-Substation Shelters	132,226,556.30	132,226,556.30	132,195,388.78		31,167.52
Buildings-Wharf Improvements					
Buildings	15,185,325.54	15,182,925.19	15,170,923.44	2,400.35	14,402.10
Accumulated Depreciation-Build	28,211,892.43	27,948,872.39	26,633,966.98	263,020.04	1,577,925.45
Accdeprec-Buildings-Original					
Accdeprec-Buildings-Sub Shelter					
Accdeprec-Buildings-Wharf Impr					
Accumulated Depreciation-Build	43,397,217.97	43,131,797.58	41,804,890.42	265,420.39	1,592,327.55
Furnishings & Equipment					
Air Tools	508,918.08	508,918.08	508,918.08		
Communications Equip	1,534,824.22	1,530,242.22	1,502,280.92	4,482.00	32,544.00
Computer Equip	16,854,672.26	16,854,672.26	14,863,816.36		1,985,796.00
Crate Equip	1,463,319.00	1,124,984.00	988,678.00	338,335.00	480,641.00
Furnishings & Office Equip					
Fortlift Equip	1,257,055.25	1,257,055.25	1,257,055.25		
Generator Sets	12,465.87	12,465.87	12,465.87		
Hand Tools	2,832.00	2,832.00	2,832.00		
Load & Unload Equip	1,860,728.84	1,860,728.84	1,682,728.84	14,990.95	174,999.00
Mowing Equip	1,860,728.84	1,860,728.84	1,682,728.84		14,990.95
Other Equip	1,772.56	1,772.56	1,650.21		122.35
Power Tools	337,118.65	337,118.65	334,218.65		2,900.00
Safety Equip	3,140,023.87	3,140,023.87	1,864,190.87		1,275,833.00
Shop Equip					
Tractors & Motor Equip	29,872,538.78	29,514,730.83	25,465,930.66	357,807.95	4,406,608.12
Furnishings & Equipment					
Accumulated Depreciation-Furni					
Accdeprec-Air Tools	451,183.91	445,328.42	415,450.97	5,955.49	35,732.94
Accdeprec-Communications Eqt.	862,468.24	862,468.24	817,375.18		79,104.06
Accdeprec-Computer Equip	5,927,425.89	5,927,425.89	5,028,140.94		644,555.34
Accdeprec-Crate Equip	856,043.23	844,188.81	823,238.01		64,805.22
Accdeprec-Fortlift Equip					
Accdeprec-Generator Sets	243,815.39	235,831.76	201,913.61	6,983.63	41,901.78
Accdeprec-Hand Tool	9,123.81	9,123.81	8,750.61		373.20
Accdeprec-Load & Unload Equip	3,103.90	2,285.24	1,166.39		142.62
Accdeprec-Mowing Equip					
Accdeprec-Other Equip	1,036,810.77	1,015,929.43	938,439.39	16,881.34	98,371.38

	Amount Current	Amount Last Month End	Amount Last Year End	Change This Month	Change This Year
AccDeprec-Power Tools	7,855.42	7,679.98	6,802.78	175.44	1,052.64
AccDeprec-Safety Equip	713.84	169,701.71	159,010.01	148.84	1,713.84
AccDeprec-Shop Equip	171,840.05	1,173,919.22	1,088,116.19	2,128.37	12,810.04
AccDeprec-Tractors	1,195,787.89	669,331.97	647,440.33	22,168.95	102,611.70
AccDeprec-Vehicles & Motor Equ	688,844.32	11,472,824.71	10,529,332.35	19,512.75	41,401.17
Accumulated Depreciation-Furni	11,691,609.24			218,784.53	1,162,276.89
Capital Leases					
Capital Leases					
Capital Leases					
Accumulated Amortization-Capit					
AccAmort-Capital Leases					
Accumulated Amortization-Capit					
Pension-Deferred Outflows Res	4,451,753.43	4,451,753.43	4,451,753.43		
Pension-Deferred Outflow Res	4,451,753.43	4,451,753.43	4,451,753.43		
Pension-Deferred Outflows Res	4,451,753.43	4,451,753.43	4,451,753.43		
Property, Plant & Equipment	115,025,021.30	115,151,418.27	113,341,850.10	126,396.97	1,683,171.20
Total Assets	172,573,823.01	171,904,146.98	169,194,284.73	669,676.03	3,379,538.28
Total Liabilities & Capital					
Current Liabilities					
Accounts Payable	139,301.16	174,779.66	246,464.12	35,478.50	107,162.96
Accounts Payable Custom	917,830.41	684,862.45	1,689,613.65	233,160.96	77,983.24
Accounts Payable GSA	5,845.00	5,845.00			5,845.00
Accounts Payable Others					
Accounts Payable Trade					
Received Not Vouchered					
Accounts Payable	1,062,976.57	865,294.11	1,936,277.77	197,682.46	873,301.20
Current Loan Payable					
Current ANZ (USDA) Loan Payabl	107,546.33	124,975.51	212,348.85	17,429.18	104,802.52
CU ANZ (USDA) 12M Loan Payable	317,964.39	396,471.98	633,883.34	56,810.49	316,218.95
CU BOG 10M SLE Loan Payable	116,263.22	129,791.98	477,950.14	83,528.07	361,087.02
CU BOG 2M USDA Direct Loan	134,582.23	156,776.76	266,750.74	22,194.53	132,168.51
Current Loan Payable	676,056.07	856,018.34	1,590,333.07	179,962.27	914,277.00
Due to Public Utilities					
Due to GPA					
Due to GFA					
Due to GWA					
Due to Public Utilities					
Accrued Interest Payable					

	Amount Current	Amount Last Month End	Amount Last Year End	Change This Month	Change This Year
Accrued Interest Payable					
Accrued Interest Payable					
Deferred Revenues					
Deferred Revenues - DOD Moderniz	61,769.01-	61,769.01-	61,769.01-		188,028.43-
Deferred Income - GSDA	105,718.75	105,718.75	293,747.18		7,307.90-
Deferred Revenues - Leases			330,347.72		330,347.72-
Deferred Revenues Marinas					525,684.05-
Deferred Revenues					
Deferred Revenues	43,949.74	43,949.74	569,633.79		
Deferred Revenues					
Accrued Expenses					
Accrued Payroll	710,988.96	525,238.77	665,854.05	185,750.19	45,134.91
Accrued Vacation Pay-Current	1,315,204.68	1,292,471.16	1,136,453.01	22,733.52	178,751.67
Accrued Vacation Pay					
Accrued Earthquake Cost					
Accrued Cola/Supplemental					
Accrued Typhoon Cost					
Accrued Medicare Tax					
Accrued Federal Grant					
Employee Insurance Payables	4,663.70	4,595.00	1,623.08	68.70	3,040.62
Employee Deductions Payable	288,849.77	214,482.72	266,555.16	74,367.05	22,294.61
Withholding Tax Payable					
Credit Union					
Accrued Miscellaneous Deductio					
Accrued Death & Disability Ins					
Retirement Contributions					
Deferred Compensation Plan Pay					
Accrued Expenses	2,319,707.11	2,036,787.65	2,070,485.30	282,919.46	249,221.81
Security Deposits					
Security Deposits - Space Leas	85,572.20	85,572.20	85,572.20	370.00	1,245.00
Security Deposits - Marinas	29,742.36	29,372.36	28,497.36		
Security Deposits	115,314.56	114,944.56	114,069.56	370.00	1,245.00
Capital Lease Obligations- Cur					
Capitl Lease Obligations-Current					
Capital Lease Obligations- Cur					
Other Current Liabilities					
Reserve Shortage/Property Dama					
Lease Payable - GSDA					
Other Current Liabilities					
Current Liabilities	4,218,004.05	3,916,994.40	6,280,799.49	301,009.65	2,062,795.44-
Non Current Liabilities					
Long Term Accrued Expenses					
Unfunded Retirement Contributi	42,317,421.00	42,317,421.00	42,317,421.00		

	Amount Current	Amount Last Month End	Amount Last Year End	Change This Month	Change This Year
Accrued Vacation Pay-Long Term	401,957.81	401,957.81	401,957.81		
Accrued Sick Pay (DC)-Long Term	1,649,857.20	1,649,857.20	1,649,857.20		
Long Term Accrued Expenses	44,369,236.01	44,369,236.01	44,369,236.01		
Pension-Deferred Inflow of Res	4,565,083.00	4,565,083.00	4,565,083.00		
Pension-Deferred Inflow of Res	4,565,083.00	4,565,083.00	4,565,083.00		
Capital Lease Obligations					
Capital Lease Obligations					
Capital Lease Obligations					
Long Term Loan Payables					
LT-ANZ (USDA) Loan Payable 3.5	2,261,544.06	2,261,544.06	2,261,544.06		
LT-ANZ (USDA) Loan Payable 12M	9,292,102.18	9,292,102.18	9,292,102.18		
LT-BOG SLE Loan Payable 10M	8,294,667.02	8,294,667.02	8,294,667.02		
LT-BOG \$2M USDA Direct Loan	1,434,001.05	1,434,001.05	1,434,001.05		
Long Term Loan Payables	21,282,314.31	21,282,314.31	18,243,091.36		3,039,222.95
Non Current Liabilities	70,216,633.32	70,216,633.32	67,177,410.37		3,039,222.95
Capital Contributions & Equity					
Contributions-Local Government	3,563,000.00	3,563,000.00	3,563,000.00		
Contributions-Local Government	13,483,688.19	13,483,688.19	13,483,688.19		
Contributions-Property & Equip	100,000.00	100,000.00	100,000.00		
Contributions-General Fund	7,000.00	7,000.00	7,000.00		
Contributions-G.E.P.A.					
Contributions-PAG (Portion of					
Contributions-Local Government	17,567,358.64	17,567,358.64	17,567,358.64		
Contributions-Federal Government					
Contributions-U.S. Govt Rehab	10,321,126.26	10,321,126.26	10,321,126.26		
Contributions-Economic Develop	1,492,676.57	1,492,676.57	1,492,676.57		
Contributions-U.S. Departme	6,508,875.60	6,508,875.60	6,508,875.60		
Contributions-U.S. Govt-Fema	53,763.30	53,763.30	53,763.30		
Contributions-Federal Governme	18,376,441.73	18,376,441.73	18,376,441.73		
Accumulated Earnings					
Accumulated Earnings (Deficit)	20,085,451.75	20,085,451.75	20,085,451.75		
Accumulated Earnings	79,877,721.25	79,877,721.25	79,877,721.25		
Accumulated Earnings	59,792,269.50	59,792,269.50	59,792,269.50		
Net Earnings (Loss)	2,403,115.77	2,034,449.39	5.00	368,666.38	2,403,110.77
Capital Contributions & Equity	98,139,185.64	97,770,519.26	95,736,074.87	368,666.38	2,403,110.77
Total Liabilities & Capital	172,573,823.01	171,904,146.98	169,194,284.73	669,676.03	3,379,538.28

Port of Guam Aging Summary As of March 31, 2017										
Number	Name	Open	Current	31 - 60	61 - 90	91 - 120	Over 120	Amount	Date	Remarks
14526	Cementon Micronesia, LLC	\$467,341.46		\$1,610.00	\$19,847.00	\$1,610.00	\$444,274.46	\$18,237.00	12/1/2017	Contract with legal, rate dispute with PUC
14405	KVGG Broadcasting/MCS, LLC	\$106,745.97	-\$0.16	\$1,000.00	\$1,207.80	\$1,000.00	\$103,538.33	\$45.36	11/14/2012	With Legal. No updates. Terminated lease and utilities
7384	Marianas Steamship Agency	\$921,609.60	\$639,576.84	\$6,466.14	\$114,063.73	\$67,444.27	\$94,058.62	\$72,541.84	5/1/2017	Contacted Marijo she is having a hard time to reconcile her books. We still have not settle their power issue. I will prepare a 2nd notice
7350	Consolidated Transportation	\$927,001.50	\$870,019.28				\$56,982.22	\$99,685.85	5/10/2017	Customer sent in letter of consideration
15388	Guam Industrial Serv. Inc.	\$43,197.00					\$43,197.00	\$20,000.00	4/26/2017	Tenant met with mgmt, made \$20k pymt on 4/26
7376	Matson Navigation Co.	\$2,645,235.10	\$2,556,031.86	\$52,032.93	\$106.92		\$37,063.39	\$35,679.92	5/9/2017	Will prepare a 2nd notice. Credit on the account is for the rental. Gave the accountant the latest SOA. The interest is what is what is past due
7368	Cabras Marine Corp	-\$11,635.23	-\$27,655.76	\$0.04	\$964.83		\$15,055.66	\$146.90	5/5/2017	Recommend for collections with collections Late Notice sent. Per Norton lily waiting for approval to waive interest.
15240	AVANTI MARINE SPORTS	\$14,869.05	-\$0.33	\$449.82	\$449.82	\$449.82	\$14,869.05	\$1,874.25	3/4/2016	Contract with legal
11848	Fantasia Charters/Velez, A	\$14,709.35		\$449.82	\$449.82	\$449.82	\$13,360.22	\$25.00	5/5/2016	Lease terminated
14171	Norton Lilly International	\$44,549.05	\$32,839.86	\$23.59			\$11,685.60	\$20,573.17	5/11/2017	Gave Rico a ledger for Mr. Cruz acct. He requested commercial to show him the area and get a copy of the lease.
7106	Shell Guam, Inc.	\$11,700.00		\$1,950.00	\$1,950.00	\$1,950.00	\$5,850.00	\$1,950.00	11/4/2011	
14542	Heavy Equipment Rental Opt	\$6,650.31	-\$0.72	\$642.60	\$642.60	\$642.60	\$4,723.23	\$102.08	3/22/2017	
14336	Cruz, Joseph L.	\$4,095.80	-\$250.61				\$4,346.41	\$250.61	4/28/2017	
14610	U.S. Department of Homeland	\$3,684.62					\$3,684.62	\$6,631.02	1/27/2017	
14283	Brand, Inc.	\$6,865.01	-\$1.00	\$1,324.68	\$1,111.00	\$1,111.00	\$3,319.33	\$4,445.00	5/8/2017	Final Notice sent. Returned check \$50 fee included
13641	M.A.Y. (Guam) Inc.	\$2,859.37		\$85.68	\$85.68	\$85.68	\$2,602.33	\$400.28	1/8/2016	To be sent to collections
11776	Customs and Quarantine Agency	\$3,594.24		\$449.28	\$449.28	\$449.28	\$2,246.40			
14161	Isla Trucking	\$1,879.75	\$12.94				\$1,866.81	\$600.00	5/5/2017	2nd notice will be issued.
9620	Alupang Beach Club	\$5,376.37	\$320.60		\$2,816.70	\$432.51	\$1,806.56	\$251.90	4/28/2017	2nd notice will be issued.
14382	Sepety, Ulysess Y.	\$1,703.75					\$1,703.75	\$100.00	11/8/2016	With collection
14922	Jack Michael	\$1,495.00				\$137.50	\$1,357.50	\$500.00	9/20/2016	on a list to be submitted to collections
14622	Singenes, Singeo I.	\$1,175.00					\$1,175.00	\$250.00	3/5/2015	with collection
13219	SS Neptune, LLC Shuttle	\$897.48					\$897.48	\$368.96	6/18/2015	on a list to be submitted to collections
14482	Quinata, John M.	\$687.50					\$687.50	\$412.50	12/19/2016	Spoke to Ms. Rita about Mr. Quinata. She will get back to me. Late Notice Sent out

Number	Name	Open	Current	31 - 60	61 - 90	91 - 120	Over 120	Amount	Date	Remarks
14368	Tyco Electronics Sulsea Co	\$533.95	\$62.48	\$0.80			\$470.67	\$29.38	5/11/2017	Late Notice sent. Customer refuses to pay for \$361.06 will follow through with 2nd notice
14384	Auto Marine Inc.	\$1,013.81	\$67.17	\$25.00	\$45.80	\$438.96	\$436.88	\$1,000.00	2/28/2017	Sent a notice. Spoke to John on inconsistency in payments. 2nd notice sent. Reg. to terminated water
14809	Department of Homeland Security	\$267.38					\$267.38	\$4,885.94	5/4/2015	
13044	Smithbridge Guam, Inc.	\$19,865.16	\$91.60	\$7,050.08	\$6,288.00	\$6,219.30	\$216.18	\$12,723.48	5/3/2017	2nd notice issued
9638	Asmuyo Community School	-\$419.50	-\$660.00			\$40.00	\$200.50	\$220.00	5/1/2017	Pending dispute with commercial
14575	Twilligear, Rosco Dean	\$200.00					\$200.00	\$200.00	4/10/2017	Paid Off
7923	Inchcape Shipping Services	\$106,465.94	\$101,091.06	\$5,229.97	\$0.10		\$144.81	\$61,267.86	5/8/2017	ACH coming in monthly Per Tenant he was out of the water and was charged incorrectly
15040	Tyquengco, Joseph T.	\$137.50					\$137.50	\$137.50	5/3/2017	
15491	Lizama, Jr. Kelly A.	\$375.00	\$237.50				\$137.50	\$137.50	11/8/2016	Late Notice sent
10225	Mobil Oil Guam, Inc.	\$85,541.13	\$84,986.24	\$427.41			\$127.48	\$75,688.24	5/12/2017	ACH coming in monthly
12851	Eric Bell	\$173.42				\$50.00	\$173.42	\$173.42	4/13/2017	Payments being made by his lawyer
15103	Collier, Ernest	-\$350.00	-\$450.00				\$100.00	\$150.00	5/2/2017	Tenant disputing billing. Informed commercial
13674	Coffman, John Randolph	-\$227.50	-\$325.00				\$97.50	\$382.50	5/1/2017	Informed Commercial not to renew until balance is paid. Customer refuse to pay past due.
14633	Eusebio, Ricardo E.	\$96.71					\$96.71	\$50.00	7/22/2016	Payment sent
15394	Castro, Rebecca Jean/Hordog	\$92.00					\$92.00	\$83.64	8/16/2016	Recommend for collection.
14180	Coffman, Brent	\$365.00	\$325.00				\$40.00	\$162.50	3/30/2017	2nd notice sent. Customer claims that commercial over charged him. His lease s/b \$220. not \$240.
1490	Guam Telephone Authority	\$337.47	\$303.33				\$34.14	\$150.10	4/14/2017	
12293	Bradford, William W.	\$27.50					\$27.50	\$220.00	5/1/2017	Spoke to Ms. Rita She will look to see if mr. Bradford need a credit
9742	Duenas, Christopher M.	-\$100.00	-\$150.00	\$25.00			\$25.00	\$300.00	2/23/2017	
15343	Sablan, Joel	\$7.92					\$7.92	\$7.92	5/5/2017	
14290	DGX	-\$101.84	-\$102.08				\$0.24	\$374.85	5/11/2017	
14444	Office of the Governor	\$43,295.88	\$43,295.80				\$0.08	\$163,958.79	3/27/2017	
7886	Guam Transport & Warehouse	\$1,083.47		\$547.91	\$535.50		\$0.06	\$1,071.06	5/4/2017	
15275	EMMANUEL PHILIPPE RE	\$0.01				\$304.00	\$0.01	\$33.33	1/9/2015	
7341	Amblyth Shipping & Trading	\$297,508.00	\$297,204.00					\$48.36	5/8/2017	Emailed Gail about the past due.
12373	Beighley, Jim/Mark Baldyga	-\$410.90	-\$425.00			\$14.10		\$25.00	5/15/2017	
15522	The Church of Jesus Christ	\$0.01				\$0.01		\$318.32	12/7/2016	
14364	P.S.V. Corp./Joo, Gi Bum	\$4,355.21	\$466.67	\$1,862.76	\$2,025.78			\$7,146.80	1/12/2017	2nd Notice sent. A final notice is going out.
14778	IP&E Holding LLC	-\$419,233.45	-\$420,395.77	\$0.01	\$1,162.31			\$5,814.03	5/8/2017	
15534	Valles, Alexander		-\$982.72		\$982.72			\$491.36	1/17/2017	
14381	Apia Dive & Marine Sports,	\$694.29	-\$554.35	\$319.58	\$929.06			\$800.00	4/18/2017	
14061	AR Sunrises Canteen/Catering	\$1,268.06		\$634.03	\$634.03			\$1,300.00	5/8/2017	

Number	Name	Open	Current	31 - 60	61 - 90	91 - 120	Over 120	Amount	Date	Remarks
9814	Fentress, Michael D.	\$567.00	-\$12.50					\$400.00	4/6/2017	
15475	Tropical Island Marine Sport	\$611.60	-\$245.20	\$428.40	\$579.50			\$140.00	5/10/2017	
14537	Fredrick, Bruce & Dianne	\$685.00	\$220.00	\$245.00	\$220.00			\$685.00	5/11/2017	
15523	Ly, Quang Minh	\$412.50	\$137.50	\$137.50	\$137.50			\$137.50	12/13/2016	
7624	Micronesian Divers Assoc.,		-\$305.00	\$205.00	\$100.00			\$615.00	5/15/2017	
14431	Quinara, Carlos/Amber Heri	\$444.05	\$375.00		\$69.05			\$262.50	5/5/2017	
13914	Dacanay, Ann R.	\$65.00	\$40.00		\$25.00			\$90.00	5/9/2017	
8483	Scuba Company	\$6,866.22	\$4,177.36	\$2,688.86				\$5,542.00	4/21/2017	
7587	American President Lines L	\$638,871.90	\$638,203.26	\$668.64				\$14,302.17	5/12/2017	
12336	Wang, Jen-Han	\$244.12		\$244.12				\$151.14	2/16/2006	
15316	JC RENTALS GUAM	\$213.80	-\$0.40	\$214.20				\$430.00	4/6/2017	
13686	Lotus Pacifica Trading, In	\$9,278.16	\$9,112.99	\$165.17				\$5,645.07	5/2/2017	
9363	Luen Fung Enterprises		-\$85.05	\$85.05						
15088	Shida, Paul H.	\$140.00	\$70.00	\$70.00				\$470.00	12/12/2016	
11764	American Bureau of Shipping	\$224.43	\$156.74	\$67.69				\$640.48	5/1/2017	
13089	Guam Fisherman's Cooperation	\$100.00	\$50.00	\$50.00				\$600.00	3/21/2016	
14429	Weilbacher, Walden	\$85.00	\$50.00	\$35.00				\$200.00	1/20/2017	
9806	Felix, Christopher	\$25.00	\$25.00	\$25.00				\$220.00	4/19/2017	
14436	John C. Aguon/MYUNG I. Par	-\$325.00	-\$350.00	\$25.00				\$600.00	2/24/2017	
14483	Rains, Julian T.	\$25.00		\$25.00				\$137.50	3/30/2017	
13121	Tidewater Distributors Inc	\$688.84	\$664.10	\$24.74				\$5,230.85	5/9/2017	
13653	Yu, Niko K.	\$56.00	\$40.00	\$16.00				\$40.00	4/13/2017	
12149	Cargo Express Inc.		-\$5.00	\$5.00				\$5.00	10/7/2016	
15532	APL Guam	\$5.00		\$5.00				\$10.00	2/1/2017	
1487	Guam Federation of Teacher	-\$859.00	-\$859.00							
1735	SAN NICOLAS, PAUL A.	-\$50.00	-\$50.00					\$50.00	3/30/2017	
1749	CARBULLIDO, RITA B.	-\$50.00	-\$50.00					\$50.00	10/21/2016	
7763	Guam Dolphin's Marine Sport	\$984.70	\$984.70					\$2,064.50	5/2/2017	
8352	Paradise Aqua Corp.	-\$385.56	-\$385.56					\$385.56	4/27/2017	
8627	Bank of Guam	-\$0.05	-\$0.05					\$62.76	11/9/2016	
9401	Tsai Tours Inc.	-\$1,331.10	-\$1,331.10					\$958.05	5/4/2017	
9478	Triple B Forwarders	-\$153.12	-\$153.12					\$23.70	5/9/2017	
9654	Baba, Hidenaru	-\$80.00	-\$80.00					\$40.00	5/8/2017	
9697	Camacho, Antonio Frank C.	-\$360.00	-\$360.00					\$520.00	12/22/2016	
9751	Duenas Roy P.	\$240.00	\$240.00					\$80.00	5/8/2017	
9822	Osakana Cruise, Inc./Fish E	-\$211.52	-\$211.52					\$510.00	5/8/2017	
9831	Fish Hook Inc.	\$360.00	\$360.00					\$360.00	5/1/2017	
9849	Flores, William A.	-\$500.00	-\$500.00					\$600.00	11/14/2016	
9996	Johnson, George L.							\$106.00	4/14/2017	
10217	Mais, Thomas Z.	\$245.00	\$245.00					\$25.00	4/26/2017	
10276	McDermott International(Ra	-\$0.03	-\$0.03					\$40.48	7/20/2015	

Number	Name	Open	Current	31 - 60	61 - 90	91 - 120	Over 120	Amount	Date	Remarks
10524	Orcutt, Kenneth D.	\$412.50	\$412.50					\$137.50	5/11/2017	
10621	Perez, Thomas L.G.	-\$160.00	-\$160.00					\$480.00	5/8/2017	
10735	Plummer, Peter J.	-\$437.50	-\$437.50					\$87.50	4/18/2017	
10778	Real World Diving	\$235.20	\$235.20					\$206.60	5/11/2017	
11756	V.Angoco's Trucking	-\$134.54	-\$134.54					\$51.04	5/12/2017	
12335	Liberty, Lawrence D / Sand	-\$412.50	-\$412.50					\$825.00	12/15/2016	
12394	Wong, Billy	-\$262.50	-\$262.50					\$225.00	1/17/2017	
12397	Cruz, John R.	-\$80.00	-\$80.00					\$160.00	5/8/2017	
12408	Marianas Yacht Club	-\$100.00	-\$100.00					\$100.00	10/18/2016	
12424	Flores, Joaquin C.	-\$275.00	-\$275.00					\$137.50	4/28/2017	
12446	Coam Trading (Guam) Co. Lt	\$163.44	\$163.44					\$171.23	5/11/2017	
12509	Hanley, Timothy F.	-\$52.50	-\$52.50					\$105.00	4/4/2017	
12511	Hanson Permanente Cement Co	-\$445,884.20	-\$445,884.20					\$172,000.00	3/17/2017	
12527	Paynter, Neil	-\$27.58	-\$27.58					\$412.50	2/3/2017	
12823	Sumtkomo Construction							\$84.81	3/16/2017	
12895	Bell, James C. or Cynthia							\$450.00	5/5/2017	
13030	South Pacific Petroleum Co	-\$29,639.80	-\$29,639.80					\$29,742.00	4/14/2017	
13081	Watanabe, Akio/Fontana & C							\$147.00	4/10/2017	
13190	GENITY BLUE DIVING SHOP	-\$77.13	-\$77.13					\$102.84	12/13/2016	
13191	Agnon, Sonia V. or Paul SN	-\$663.35	-\$663.35					\$340.00	4/28/2017	
13202	Department of Administration	\$1,702.57	\$1,702.57					\$6,000.00	5/15/2017	
13314	Island Certs Corporation	-\$137.50	-\$137.50					\$1,100.00	5/5/2017	
13422	Department of Agriculture	\$14,765.40	\$14,765.40					\$29,530.80	3/24/2017	
13453	Calmet, Rustico O.	-\$0.03	-\$0.03					\$84.84	10/28/2016	
13476	Isle Maritime Agency	\$3,790.05	\$3,790.05					\$627.43	4/26/2017	
13532	Ahlf, Douglas J.	\$1,444.86	\$1,444.86					\$50.00	5/11/2017	
13536	Guam Lucky Strike, Inc./Jo	-\$105.00	-\$105.00					\$525.00	12/2/2016	
13537	Wang, Jackey	\$1,360.00	\$1,360.00					\$7,178.43	3/10/2017	
13545	Perez, Vincent T./Nern Per	-\$450.00	-\$450.00					\$600.00	12/7/2016	
13618	ERC Trading, Inc.							\$127.60	3/22/2017	
13677	Brown, Roy	-\$220.00	-\$220.00					\$117.50	11/14/2016	
13716	Adriana International	-\$36.46	-\$36.46					\$51.04	5/15/2017	
13773	Walker, Jon D./Reed, Marvin	\$34.50	\$34.50					\$34.50	5/11/2017	
13913	Skocumchuck Charters Inc.	-\$510.00	-\$510.00					\$510.00	5/4/2017	
14013	Brandt, Jim or Bonnie	-\$137.50	-\$137.50					\$137.50	5/10/2017	
14124	Guam Fire Department	\$480.00	\$480.00					\$80.00	1/26/2017	
14126	Margarta Charters	-\$1,569.86	-\$1,569.86					\$695.50	5/11/2017	
14143	Salt Shaker Yacht Charter	-\$490.52	-\$490.52					\$245.26	4/14/2017	
14145	Nadler, Landon	\$40.00	\$40.00					\$240.00	8/11/2016	
14150	PIER, KENNETH	-\$137.50	-\$137.50					\$275.00	5/3/2017	
14210	Kaneshiro, Roger J., D.D.S	-\$720.00	-\$720.00					\$960.00	1/4/2017	

Number	Name	Open	Current	31 - 60	61 - 90	91 - 120	Over 120	Amount	Date	Remarks
14299	CANTON CONSTRUCTION	-\$117.52	-\$117.52					\$58.76	1/27/2017	
14387	Guam Sungwoo Ferry Corp.	\$420.00	\$420.00					\$650.00	5/11/2017	
14409	Robinson, Merle Ann	-\$158.00	-\$158.00					\$300.00	3/7/2017	
14503	Fox, Norman	\$8.33	\$8.33					\$660.00	3/17/2017	
14533	Brochon, Michael	-\$360.00	-\$360.00					\$465.00	2/17/2017	
14534	Martin, Dwight	\$250.00	\$250.00					\$300.00	1/25/2017	
14535	Young, Dione & Jerry	\$100.00	\$100.00					\$150.00	4/28/2017	
14582	Packbier, Paul E.R./PCR GU	-\$150.00	-\$150.00					\$315.00	4/11/2017	
14642	Tristar Terminals Guam, In	\$155,420.70	\$155,420.70					\$189,952.55	4/28/2017	
14658	Phillip, Vincer	-\$5.00	-\$5.00					\$295.00	5/4/2017	
14694	Go Nakane	-\$512.50	-\$512.50					\$137.50	4/28/2017	
14752	Head, David	-\$2.50	-\$2.50					\$220.00	8/22/2016	
14776	MARAD	-\$169.45	-\$169.45					\$34,271.66	11/30/2011	
14791	Fong, Francis L	\$125.17	\$125.17					\$330.00	4/27/2017	
14823	Schroeder, Kurt G.	\$27.10	\$27.10					\$27.10	4/7/2017	
14825	Health Services of the Pac							\$25.00	2/23/2017	
14850	Hartup, Jason	-\$387.50	-\$387.50					\$1,237.50	3/30/2017	
14907	Taitano, John	-\$304.00	-\$304.00					\$600.00	10/4/2016	
14909	Propacific Builder Corpora	-\$51.04	-\$51.04							
14963	Castro, Jesse AR	-\$415.00	-\$415.00					\$357.50	4/26/2017	
14968	Nguyen, Hoa Van	-\$800.00	-\$800.00					\$960.00	2/22/2017	
15095	Chen, Steven	\$821.42	\$821.42					\$228.00	1/20/2017	
15152	SUNNY SIDE UP GUAM INC.	-\$907.50	-\$907.50					\$907.50	3/13/2017	
15205	RIDLON, DANIEL A	-\$360.00	-\$360.00					\$480.00	3/7/2017	
15248	OJIMA, MAX HIDEO	-\$1,200.00	-\$1,200.00					\$1,800.00	10/26/2015	
15278	Rosen, Mattias	-\$220.00	-\$220.00					\$660.00	3/13/2017	
15290	Murrell, Robert Dan	-\$400.00	-\$400.00					\$600.00	1/18/2017	
15300	Berg, Julia	\$220.00	\$220.00					\$440.00	2/2/2017	
15301	James, Josichy	\$272.50	\$272.50					\$140.00	4/21/2017	
15325	Kobayashi, Ronald	-\$300.00	-\$300.00					\$150.00	4/27/2017	
15326	Campus, Hieu	-\$350.00	-\$350.00					\$600.00	3/28/2017	
15334	KAIS Corporation	-\$64,854.85	-\$64,854.85					\$2,714.75	5/9/2017	
15344	SMITH, DON E.	-\$0.02	-\$0.02					\$149.03	12/18/2015	
15370	J524 Inc./Layla Dolphin Cr	\$1,366.74	\$1,366.74					\$1,961.74	4/20/2017	
15377	Dewan World Wide Inc.	-\$0.01	-\$0.01					\$182.27	2/1/2016	
15387	BROCK, GREGORY	-\$440.00	-\$440.00					\$440.00	5/1/2017	
15393	Dote, Chihiro	\$257.04	\$257.04					\$128.52	3/1/2017	
15413	Pacific Rainbow, Inc.							\$459.36	3/28/2017	
15423	Bosj, Velamora	-\$50.00	-\$50.00					\$50.00	3/27/2017	
15433	Pieske, Burghard	-\$750.00	-\$750.00					\$750.00	3/29/2017	
15456	Keith, Ken	-\$75.00	-\$75.00							

Number	Name	Open	Current	31 - 60	61 - 90	91 - 120	Over 120	Amount	Date	Remarks
15467	Baird, Austin & Belinda	\$220.00	\$220.00					\$440.00	5/2/2017	
15480	L & P Corporation	-\$0.05	-\$0.05					\$255.25	8/18/2016	
15510	MCKENZIE, COLIN DOUGLAS	-\$150.00	-\$150.00					\$300.00	10/21/2016	
15526	Ovailles, Victor							\$137.50	4/5/2017	
15529	Santiago, Tarcisia							\$30.00	1/12/2017	
15537	Fitzgerald, Stephen	-\$50.00	-\$50.00					\$50.00	1/27/2017	
15548	Makanya Fishing Charters	-\$37.50	-\$37.50					\$50.00	4/17/2017	
15549	Regis, John F.	-\$137.50	-\$137.50					\$137.50	5/2/2017	
15551	Tereas, Samuel G.	\$275.00	\$275.00					\$137.50	5/2/2017	
15553	IHP Medical Group							\$25.00	3/3/2017	
15554	Barchas, John	\$15.00	\$15.00							
15561	Crispell, Peter	-\$162.50	-\$162.50					\$162.50	5/3/2017	
15562	Ernest, Jay	-\$50.00	-\$50.00					\$50.00	3/30/2017	
	TOTAL	\$5,653,860.73	\$4,452,700.96	\$87,587.68	\$157,858.11	\$82,379.03	\$873,334.95			

Supplier	Supplier Name	Phone	Co	Balance	Open	Current	61	90	91	120	Aging	121	0	Over	0
13280	America's Best El	671 6476674/7550	00050	204.93	204.93	18873.65									
11805	American Printing	671 6467873/ROMY	00050	145.00	145.00	166.20									
14337	ALAN SEARLE & ASS	671 6424707	00050	3800.00	3800.00	870.00									
15333	ANTHONY'S AUTO AI	671 969-7100	00050	1060.00	1060.00	1080.00									
15262	AWESOME HARDWARE	671 787-2663	00050	61.50	61.50	5304.00									
11768	Benson Guam Enter	671 4775562 (SALLY)	00050	839.10	839.10	50.00									
12239	Best American Too	671 6465058 (ELMA)	00050	2236.85	2236.85	9285.10									
14660	BRE Microesia Co	671 6337261	00050	22117.70	22117.70	343880.20									
13495	BME & Son Inc.	671 6323338/63754	00050	225365.94	225365.94	125.00									
15575	BOKKA GUAM	671 888-6543	00050	1000.00	1000.00	600.00									
11831	Cash		00050	459.52	459.52	625.25									
13684	Chang Chin Inc.	671 6494074 (INELD)	00050	161.00	161.00	13455.00									
7131	Commercial Tire C	671 6333026	00050	2286.50	2286.50	625.25									
15241	CALVO OSCAR	671 6371687 (FE)	00050	980.00	980.00	17.81									
13935	D.S.V. Corporatio	671 6473674	00050	980.00	980.00	13631.40									
14510	Data Management R	671 6464442/64818	00050	812.25	812.25										
11778	Dewitt Trans Serv	671 6434234/64605	00050	1316.13	1316.13										
7798	Diamond Auto Part	671 6482007	00050	7651.58	7651.58										
12112	Diamond System	671 6464637/JUDY	00050	13885.00	13885.00										
12121	Equatorial Manufa	671 787-66847	00050	12882.50	12882.50										
15470	EMERALD WHOLESALE	671 787-66847/5716	00050	67442.68	67442.68										
15355	EMPSCO ENGINEERIN	671 7347789	00050	84.32	84.32										
15353	ERC Hardware Expr	671 7347789	00050	103.44	103.44										
15354	ERC Maintenance	671 7347789	00050	2027.44	2027.44										
14763	Fastenal Company	671 6481406	00050	7237.50	7237.50										
9030	Fastenal Company	671 6481406	00050	324207.32	324207.32										
11471	Gov't of Guam Ret	671 7342125 (WANNA)	00050	1241.65	1241.65										
12984	Guam Cool Air Sal	671 6424442 (EDDIE)	00050	671.15	671.15										
14507	Guam Home Center	671 6424442 (RICHA)	00050	86583.14	86583.14										
11786	Guam K-W Universta	671 5622303 (ROSE)	00050	129733.59	129733.59										
12126	Guam Power Author	671 6471800	00050	3284.78	3284.78										
15288	Guam Waterworks A	671 6471801	00050	1000.00	1000.00										
14920	Heavy Equipment P	671 6888401	00050	1884.49	1884.49										
14320	Home Depot (Tite)	671 6480449/5844N	00050	1884.49	1884.49										
9187	HYDRA-AIR Pacific	671 6458943	00050	3951.38	3951.38										
13800	HATHORNE PACIFIC	671 6459118	00050	2723.90	2723.90										
9152	HFE Industrial Pr	671 8680365	00050	17.81	17.81										
13092	I Connect	671 8680888/88875	00050	4.36	4.36										
15034	IT&E		00050	18873.65	18873.65										
13921	J.V. Internaciona	671 6469524/9540	00050	166.20	166.20										
13982	JOHNSTONE SUPPLY	671 6430351	00050	870.00	870.00										
11789	Kaltz & Sons Glas	671 6264350 (JOHNT)	00050	1080.00	1080.00										
12139	Kilroy	671 5650783	00050	11.00	11.00										
9339	Lad Safety Supply	671 3695681	00050	5304.00	5304.00										
14048	Lagu Sanitation	671 6435658	00050	654.70	654.70										
11929	Megabyte		00050	50.00	50.00										
15430	Megadiala, Melanie	671 6325150/5169/	00050	9285.10	9285.10										
10188	Mid-Pac Air Seat	671 6431947/FRANK	00050	357511.60	343880.20										
11250	Morisco Bagician	671 4475331/K221	00050	125.00	125.00										
1126	MARQUEZ, FELICIAN	671 6464386	00050	600.00	600.00										
13686	MAR (Guam) Intern	671 929-0878 CELL	00050	13455.00	13455.00										
13535	MODERN KUSTOMER	202 6884848	00050	625.25	625.25										
15106	MOEFORUST USA	671 6490901	00050	28555.00	28555.00										
12510	N.C. Macario & As		00050												

.95

126331.02

550.00

359.20

36.08

17.81

13631.40

Supplier	Supplier Name	Phone	Co	Balance	Open	Current	61	90	91	aging	121	0	Over
10330	Napa Auto Parts	671 6376642/7141	00050	2872.89	2872.89								
10356	National Office S	671 6465115 (EMILY)	00050	1397.38	1397.38								
14711	National Trading	671 6411883	00050	1330.00	1330.00								
10399	Oceanic Lumber, I	671 6469111/3 (MYL)	00050	2337.80	2337.80								
10516	Pacific Data Syst	671 6484361/2	00050	2611.80	2611.80								
13901	Pacific Waste Sys	671 6461925	00050	4215.70	4215.70								
12184	Pacific Welding S	671 4774365/47222	00050	88281.25	88281.25								
14831	Phillips and Bord	671 4772222 (CLIFF)	00050	4707.63	4707.63								
12114	Protective Coalit	671 6434627	00050	1643.00	1643.00								
14631	Public Utilities	671 4721907	00050	1650.00	1650.00								
15342	PTI Pacific Inc.	671 6468295 (HENRY)	00050	1491.00	1491.00								
15428	R & R Plus Co.	671 6469287	00050	3250.00	3250.00								
15144	Reb Garcia LLC, D	671 4725651	00050	1494.00	1494.00								
10823	Reaction Supply C	671 6426440 (DAVE)	00050	33546.10	33546.10								
70930	Safety 1st System	671 4728871 (OPERA)	00050	614.88	614.88								
13030	South Pacific Pet	671 6464825 (POLLY)	00050	1588.00	1588.00								
7114	Standard Office S	671 6451924 (CAROL)	00050	390.00	390.00								
13909	The Guam Daily Po	671 4777867 (MARISS)	00050	15647.32	15647.32								
11560	Todo Mauley of Guam	671 5652300	00050	3024.87	3024.87								
11983	Treasurer of Guam	671 6388133 (CHRIS)	00050	1520.00	1520.00								
11642	Tristar Terminals	671 4755931	00050	50.00	50.00								
1871	TATIANO, MARIA D.	671 6469664	00050	30.00	30.00								
15335	TECH AUTO AIR COR	671 777-2262	00050	5800.00	5800.00								
15398	TERLAKS, MIKE	671 646345	00050	8745.45	8745.45								
15432	TRACK ME, GUAM, LL	671 646162	00050	33462.00	33462.00								
12542	United Title	671 6458701	00050	3705.00	3705.00								
15074	UNITED AIRLINES	671 6458701	00050										
11955	Workers Compensat	671 4779456/9495	00050										
7253	Xerox Corporation	671 4779456/9495	00050										
00050	Port Authority of Guam			917830.41	773005.83			.95					144823.63
	Grand Total			917830.41	773005.83			.95					144823.63

Budget Transactions

Budget Lifts:

Divisional Transfers:

[illegible]

PORT AUTHORITY OF GUAM

Crane Surcharge					9.50%	BOG 0101-330971 50,1122.BOGCRANE	
60.5851					Sinking	Bank Bal.	
Date	Description	Amount	Balance	Remarks	Fund	Amount	Date
9/30/2016	Balance Forwarded		518,395.13		2,850,791.98	2,500,076.68	
10/20/2016	Loan Payment	(101,426.79)	416,968.34				
10/1/2016	Pola Insurance Prem	(260,000.00)	156,968.34				
10/31/2016	Revenues	530,272.93	687,241.27				
10/31/2016	Depreciation	\$ (66,666.67)	620,574.60				
10/31/2016	Pola 14 Exp 70.8390	(5,986.24)	614,588.36				
	Pola 16 Exp 70.8391	\$ (5,712.32)	608,876.04				
	Pola 17 Exp 70.8392	\$ (4,633.84)	604,242.20			54,163.20	10/26/2016
	Gantry 3	\$ -	604,242.20				
	Reserve	\$ (50,375.93)	553,866.27		50,375.93	266.34	10/31/2016
	PMC	\$ -	553,866.27				
	CIP	-	553,866.27				
11/20/2016	Loan Payment	(101,426.79)	452,439.48				
11/30/2016	Revenues	612,053.00	1,064,492.48				
11/30/2016	Depreciation	\$ (66,666.67)	997,825.81			105,109.04	11/4/2016
11/30/2016	Pola 14 Exp 70.8390	(4,437.08)	993,388.73			433994.85	11/17/2016
	Pola 16 Exp 70.8391	(6,295.50)	987,093.23			290.41	11/30/2016
	Pola 17 Exp 70.8392	(4,646.19)	982,447.04				
	Gantry 3	-	982,447.04				
11/30/2016	Reserve	(58,145.04)	924,302.01		58,145.04		
	PMC	-	924,302.01				
12/20/2016	Loan Payment	(101,426.79)	822,875.22				
12/31/2016	Revenues	\$ 479,032.06	1,301,907.28				
12/31/2016	Depreciation	\$ (66,666.67)	1,235,240.61				
12/31/2016	Pola 14 Exp 70.8390	\$ (11,059.48)	1,224,181.13				
12/31/2016	Pola 16 Exp 70.8391	(9,380.87)	1,214,800.26				
12/31/2016	Pola 17 Exp 70.8392	\$ (7,886.21)	1,206,914.05				
12/31/2016	Gantry 3	\$ -	1,206,914.05				
12/31/2016	Reserve	\$ (45,508.05)	1,161,406.00		\$ 45,508.05	436,359.02	12/5/2016
12/31/2016	Crane Certification	\$ (4,450.00)	1,156,956.00			367.31	12/31/2016
1/20/2017	Loan Payment	(101,426.79)	1,055,529.21				
1/31/2017	Revenues	438,210.54	1,493,739.75				
1/31/2017	Depreciation	\$ (66,666.67)	1,427,073.08				
1/31/2017	Pola 14 Exp 70.8390	\$ (10,458.21)	1,416,614.87				
	Pola 16 Exp 70.8391	(7,031.47)	1,409,583.40				
	Pola 17 Exp 70.8392	\$ (6,010.95)	1,403,572.45				
	Gantry 3	-	1,403,572.45			374.82	1/31/2017
1/31/2017	Reserve	(41,630.00)	1,361,942.45		41,630.00		
2/20/2017	Loan Payment	(101,426.79)	1,260,515.66			57675.69	02/02/17
2/28/2017	Revenues	\$ 446,279.60	1,706,795.26			27,983.45	02/17/17
2/28/2017	Depreciation	\$ (66,666.67)	1,640,128.59			401663.47	02/27/17
2/28/2017	Pola 14 Exp 70.8390	(3,816.80)	1,636,311.79			345.86	02/28/17
	Pola 16 Exp 70.8391	\$ (14,771.91)	1,621,539.88				
	Pola 17 Exp 70.8392	(15,193.10)	1,606,346.78				
2/28/2017	Reserve	\$ (42,396.56)	1,563,950.22		\$ 42,396.56		
3/20/2017	Loan Payment	(101,426.79)	1,462,523.43				
3/31/2017	Revenues	526,179.04	1,988,702.47				
3/31/2017	Depreciation	\$ (66,666.67)	1,922,035.80			47023.12	3/17/2017
3/31/2017	Pola 14 Exp 70.8390	(44,761.58)	1,877,274.22			450088.29	3/21/2017
	Pola 16 Exp 70.8391	(44,032.09)	1,833,242.13				
	Pola 17 Exp 70.8392	\$ (45,034.33)	1,788,207.80				
3/31/2017	Reserve	(49,987.01)	1,738,220.79		49,987.01	443.98	3/31/2017
			1,738,220.79				
			1,738,220.79		3,138,834.56	4,516,225.53	

PORT AUTHORITY OF GUAM

Facility Maintenance Fee Ledger						50.1122.BOGFM	
60.5841						BOG	
Date	Description	Debit	Credit	Balance	Remarks	Balance	Date
	Balance Forward			1,036,289.97		2,368,235.43	
	Container Yard Stripping		15,000.00	1,021,289.97	Addtl funding		
	Bumper		-	1,021,289.97			
	CT Yard Asphalt Pavement Rprs		350,000.00	671,289.97			
	CT Yard Light Pole Southside area X		-	671,289.97			
	Canopy-Drum Lot		104,710.00	566,579.97			
	Canopy-Toploader FL Structure		105,160.00	461,419.97			
	Other Small Projects (605,275)		-	461,419.97			
10/31/2015	October Revenues	147,931.57		609,351.54		251.42	10/31/2015
11/30/2015	November Revenues	146,195.23		755,546.77		243.33	11/30/2015
12/31/2015	December Revenues	170,048.70		925,595.47			
	PY Adj. Cont. Yard Asphalt Pav Rpr	50,000.00		975,595.47		51,536.94	12/10/2015
	PY Adj Concrete Storm Drain Channel	600,000.00		1,575,595.47		255.18	12/31/2015
	Container Yard Stripping		1,079,819.00	495,776.47			
	Trench Drain Repair & Upgrade		247,629.00	248,147.47			
	Fire Hydrant Adj & Valve Replacement		50,904.00	197,243.47			
	CCTV Connectivity		26,000.00	171,243.47		31,079.16	01/05/16
1/31/2016	Add back unused fr Genset	886.14		172,129.61		59,578.95	01/19/16
1/31/2016	January Revenues	128,513.95		300,643.56		262.18	01/31/16
	Other Small Projects (unused 275,922)		-	300,643.56			
2/29/2016	February Revenues	144,576.25		445,219.81		37,763.32	2/2/2016
	Add back unused fr CCTV	1,289.09		446,508.90		40,164.46	2/5/2016
3/31/2016	March Revenues	132,573.83		579,082.73		255.94	2/29/2016
4/30/2016	April Revenues	163,739.07		742,821.80		274.92	3/31/2016
5/31/2016	May Revenues	132,034.61		874,856.41		266.08	4/30/2016
6/30/2016	June Revenues	162,619.89		1,037,476.30		10,104.52	4/29/2016
7/31/2016	July Revenues	140,328.76		1,177,805.06		276.02	5/31/2016
8/31/2016	August Revenues	158,706.68		1,336,511.74		27,474.09	6/8/2016
9/30/2016	September Revenues	118,427.45		1,454,939.19		269.25	6/30/2016
10/31/2016	October Revenues	138,062.15		1,593,001.34		279.03	7/31/2016
	Asphalt Pavement		1,765,904.00	(172,902.66)		57,656.54	8/24/2016
11/30/2016	November Revenues	142,639.88		(30,262.78)		280.44	8/31/2016
12/31/2016	December Revenues	109,851.82		79,589.04		21248.63	9/29/2016
1/31/2017	January Revenues	100,215.15		179,804.19		276.08	9/30/2016
2/28/2017	February Revenues	103,593.87		283,398.06		287.49	10/31/2016
3/31/2017	March Revenues	134,168.27		417,566.33		278.25	11/30/2016
						287.55	12/31/2016
						287.58	1/31/2017
						18,575.79	2/17/2017
						304,441.68	2/27/2017
						261.33	2/28/2017
						96,559.34	3/21/2017
						325.24	3/31/2017
						3,129,336.16	

PORT AUTHORITY OF GUAM
Jose D. Leon Guerrero Commercial Port
ENGINEERING/CIP DIVISION
Piti, Guam 96925

May 11, 2017

MEMORANDUM

TO: General Manager

FROM: Engineer Manager

SUBJECT: 2017 Summary Status – Ongoing & Proposed CIP Projects

The following is a summary list of the aforementioned subject. *Latest developments are italicized.*

1) **PROJECT:** Marine SLE Project, Wharf Repairs

IFB NUMBER: PAGCIP-014-005

CONTRACTOR: BME & Sons Inc.

PROJECT AMOUNT: \$4,541,635.00

DESIGNER: Parson Brinkerhoff

PURCHASE ORDER: No. 11332 OF

CHANGE ORDER: \$45,000.00 (CO1), \$68,958.00 (CO2), (CO#3) \$492,120.50, (C.O.#4) \$299,384.73, (C.O. #5) <\$6, 353.59>

TOTAL AMOUNT: \$5,440,744.64

FUNDING SOURCE: Port Authority of Guam

NOTICE TO PROCEED: January 5, 2015

COMPLETION TIME: May 17, 2016 (360CD+ 100 Days CO2 , CO3 and C.O4)

PAYMENT TO DATE: \$5,373,301.96

BALANCE TO DATE: \$67,442.68

CM COST: \$459,724.54

AMENDMENT NO. 1 \$109,117.92

Amendment No.2 \$67,442.68

NEW CONTRACT AMOUNT \$636,285.14

PAYMENT TO DATE: \$636,285.14 (CM)

BALANCE TO DATE: \$0

Construction Manager: EMPSCO & Port Engineering/CIP Division

POINT OF CONTACT: Danny Natividad, Proj. Manager (BME & Sons) Tel. # 632-3338
Iremar Gutierrez, Proj. Engr. (BME & Sons) Tel. # 777-4253
Jun Capulong, Consultant (EMPSCO) Tel. # 638-4716
Ferdie F. Cabuhat, Proj. QC (EMPSCO) CP # 988-4531
PAG ENGG/CIP Div.

WORK STATUS: Bid opening was on 6/17/2014 & bid result has BME (\$4,541,635.00), Black Construction Corp.(\$4,677,318.00) & SmithBridge (\$8,978,324.88). Procurement is preparing the bid evaluation for management approval. Procurement is awaiting approval by PAG BoD for the Construction Manager budget. PNTP was issued on 9/29/2014. Contractor awaiting the DPW Building Permit approval. NTP was issued on 1/5/2015 &

contractor start mobilization. Spur rail removal complete & asphalt pavement pouring is on 2/23-25/2015. Received divers certificate renewal copies & contractor to schedule the Wharf F3 debris removal work. Debris removal & drop-off anodes along Wharf F3 is complete & start prepping sheet pile for anode installation. On-going works under Wharf F5 concrete beams/columns for spalls & cracks. Wharf F3 anode installation is at 90% complete. Anode full welding installation is at Wharf F4 Sta.10+00. FRP material's ETA will be on 9/1/2015 & FRP techrep will be on island on 9/9/2015 to supervise the FRP installation underneath wharf F5. BME continue full welding anode installation in F4 @ Sta.11+00 & part of Wharf F6. FRP jacket installation & epoxy grout pouring was observed by the FRP techrep on 9/10-14/2015 & work set-up was approved.

Anode installation is on-going in F4, Sta.14+04 & in F5, Sta.14+05 to Sta.27+04. Work ongoing on Anode installation at F-5 & F-6 awaiting FRP materials and additional grout. ETA end of November. Work ongoing on Crack & Spalls. C.O. No.3 will be submitted for approval. BME and Trident Cross continue installation of Anodes under Wharf F-5. Proposed Change Order No. 3 was approved by PAG Management, awaits amendment of contract by procurement. BME and Trident Cross continue to work for the installation of FRP Jacket, Installation of Anodes at toe wall and starts working of the approved change order no. 3. Procurement Amending Contract for Construction Management (EMPSCO). BME continue working for the installation of Anodes in the Toe wall, return wall, Rear wall and repairs of fendering concrete support under F-5. Empsco monitor progress work and review RFI and Proposed Change Order No.4 for negotiations. Submitted Propose Change Order No.4 for PAG Gen. Managers approval. Conducted a pre final inspection of F-3 concrete bulkhead repair as part of change order no.3 on March 4, 2016 . BME completed installation and pouring of FRP jacket for repair of concrete column. Conducted Pre Final inspection of FRP and Beam repair under F-5 on March 21, 2016. Sea Engineering conducting an inspection of Anode installed at F-3 to F-6 on March 21 to 23, 2016. P.B. engineers will tentatively arrive Guam on March 30 and 31 for an inspection of the above subject. On March 25, 2016. PAG General Manager suspended Construction Management Services of EMPSCO for the MSLE project. Also, Installation of Anodes was suspended from BME and Trident Cross until further notice. Parson and Brinckerhoof with PAG Engineering conducted a pre-final inspection last March 30 to 31, 2016. A Punch lists was establish by P.B and PAG Engineering, BME contractor address the discrepancies listed on the punch list. A final inspection was conducted April 7, 2016 and all punch list items conforms as required to the project specifications. BME and Empsco awaits lifting of suspension for the Installation of Anodes as part of MSLE project. As per BME, PAG Management lifted suspension of anodes installation on 4/20/16. BME and subcontractor Trident Cross resume working at wharf F-3 4/25/16 for the punch lists

of installation of anodes. BME has up to May 17, 2016 to complete punch lists and project.

BME and subcontractor Trident Cross completed the correction of punch list items of the installation of Welded Anodes from Sea Engineering on May 16, 2017. Followed by an inspection by AWS Welder Inspector Mr. Greg. Kaiser. And on May 5, 2016. Corpro Cathodic Engineers conducted a continuity test of the installed anodes. A final report was submitted to C.M Empsco for final Close out documents, A coordination is on going between Empsco and Pro Marine to conduct a final under water inspection of the installed welded Anodes from F-3 to F-6 BME progress billing invoices no. 13,14, &15 and 10% retainage fee are still on hold by the General Manager.

Billing Invoice 13,14,15 was paid by PAG, Change Order No. 4 was also approved by PAG Management on June 10, 2016. Empsco subcontractor PMT conducted a final underwater inspection of welded anodes from F-3 to F-6 and completed on July 8, 2016. Inspection report was given to C.M. Empsco and submitted to PAG 7/18/16. As per progress meeting on July 19,2016. All punch lists items found by Pro Marine will be repaired by BME and its subcontractor and tentatively start on July 25,2016. BME and subcontractor Trident Cross completed punch lists item repair Aug. 7, 2016 from Empsco and Pro Marine Anodes installation Inspection conducted as of July 8, 2016. Awaits Final Dive Inspection from Empsco and Pro Marine. Empsco submitted cost proposal for change order no.2 C.M. services as per contract April 8, 2016. PAG Engineering Reviewing cost proposal for negotiations. EMPSCO submitted a revised cost proposal Change Order No.2 for Const. Management extension and inspection to Deputy General Manager Admin./Finance. Awaits instruction from PAG Management. PAG approved Const. Mngmnt. Contract extension. EMPSCO awaits issuance of Purchase Order to resume inspection done by BME const. PAG approved Const. Mngmnt. Contract extension and Issued Purchase Order to EMPSCO. Awaits Schedule and availability of Pro Marine to resume re- inspection of 137 anodes punchlist done by BME const. Empsco and Pro Marine completed punchlists inspection on November 11, 2016. Awaits final report from the C.M. (EMPSCO). Received Monthly Report Final Punch lists Inspection No.17, Invoice No. 14-009.17, 1 set of Original Mylar As-built and 2 sets of As-built copies from EMPSCO on Nov. 18,2016. Also, received an Invoice No. 17 of BME in the amount of \$213,614.02. Awaits instruction from PAG Management and PAG Engineering Manager to process. Contractor (BME) submitted a propose Change Order No.5 for the incomplete weld of anodes with the amount of \$6,353.59 and was approved by PAG General Manager. A PAG proposed Change Order No. 6 was approved by PAG General Manager to be deducted to the contractor (BME) contract for the Dive inspection perform by Sea Engineering and the approved Time Extension of PAG Construction Management (EMPSCO). PAG Procurement Division finalizing amendment of contract for

Change Order Deductive No. 5 and Change Order Deductive No. 6 of the above project. Change Order No. 6 is being disputed by BME Contractor and payment was made by PAG on 4-13-17 in the amount of \$157,923.2.

Awaits status from Contractor and PAG management.

2) PROJECT:

IFB Number:

BUDGET:

FUNDING SOURCE:

BID AMOUNT;

PAYMENT TO DATE:

BALANCE TO DATE:

CONTRACTOR:

POINT OF CONTACT:

CONSTRUCTION MANAGER:

WORK STATUS:

Design and Construct Canopies for EQMR Fleet, Drum lot and Top Loader Area

PAG-CIP-016-001

\$335,925.00

PAG – FMF

\$198,000.00 + C.O. No.1 - \$ 2,598.83

\$171.586.45

\$29,012.38 including 10% retention

Canton Const. Corp.

Bobby Yung , Proj. Manager (Canton Const.) C.P. # 685-3046

PAG Engineering/CIP, EQMR. Manager

Official Notice to Proceed was issued June 15, 2016. Contractor to submit 65% design for review and comments. Meet with Canton Const. and PAG Procurement Ms. Alma Javier for the Status of the 65% design. Procurement warn contractor to submit 100% design before July 22, 2016. 90% Design was submitted July 26,'16. PAG Engineering and EQMR Div. reviewed and made comments on 90% Drawing and returned to canton const. corp.on Aug. 5, 2016 for 100% or final design. As per Aug. 22, Received a call from Mr. Bobby Yung that they are working for the final design and would submit this week of Aug. 26, 2016. Canton Const. submitted a 100% design submittal Sept. 11.2016. Reviewed by PAG Engineering and EQMR Manager. Reviewed comments were return to Canton Const. which will be incorporated to the final Design and to be submitted by the end of this week Sept.16,2016. Canton Construction applied for building permit from D.P.W.DPW is looking for elevation certificate.PAG Engineer Manager Is working with PAG Deputy Manager on to approach and obtain this documents. Proposed Change Order No. 1 with the amount of \$2,598.83for the Elevation Certificate of the three canopies, EQMR Fleet. Drum Lot and Top Loader Area is at PAG General Manager for approval. Canton Construction conducted surveying on Nov.7, 2016. Elevation certificate was received Nov. 14, 2016. Canton Const. awaits issuance of building permit from D.P.W. DPW Building permit was issued 11/21/16. Canton Field Engineer performed actual site lay-out for the three canopies A weekly construction progress is conducted since 12/6/16. As per meeting const materials is in route to guam. Mobilization will start on Dec.21,'16 for excavation of footing and fabrication of concrete slab for Canopy "C". Project extension was approved 12/2/16. New completion date is January 15, 2017.

Time Extension Change Order No.3 was approved. New completion date is February 11, 2017 as per approved by Deputy General Manager Operations. Substantial Completion was done February 10, 2017. Canton Construction was instructed to correct one punch list item in which is the application of epoxy

painting as discussed in the meeting. Canton will resume once weather cooperates. A progress billing No.3 of \$50,000.40 is on hold upon completion of punch list item. Inv. No. 3 was paid by PAG \$25,000.00. A balance of \$29,012.38 is still on hold for completion of painting, installation of 1ea. pendant light and retention.

Contractor to schedule Painting and Installation of Pendant light.

- 3) **PROJECT:** **Container Yard Striping and Installation of Wheel Stop**
IFB NUMBER: PAG-CIP-016- 002
BUDGET: \$1, 079,819.00
FUNDING SOURCE: PAG – FMF
Bid Amount: \$997,557.51
PAYMENT to DATE \$44,890.09
BALANCE to DATE: \$952,667.42
CONTRACTOR: Canton Const. Corp.
POINT OF CONTACT: Bobby Yung, Proj. Manager (Canton Const) C.P. # 685-3046
CONSTRUCTION MANAGER: N.C. Macario and Assoc.– Nemecio Macario, S.E. 647-0947/48
Alren Torillo- 647-0947/48

CONTRACT AMOUNT: \$171,329.13
PAYMENT to DATE; \$28,555.00
BALANCE to DATE: \$142,774.13
WORK STATUS: Bid Package was given last March to Procurement for Bid Proposal. Bid proposal was open July 13, 2016, and Canton was the lowest responsive responsible bidder with the amount of 997,557.51. Procurement drafting the contract. As per procurement, contract will be sent to Attorney General for review as per requirement if bid amount is higher than \$500,000.00. As of this date, Project is still under review by Attorney General. Notice of Intent to Award was given to Canton Const. on 10/28/16 for obtaining bonding documents of the above project. Final Contract under review and approval from PAG Legal Council. Final contract is in routing for Signature for approval and issuance of P.O. Contract was signed by all parties. Official Notice to Proceed was issued Jan. 30, 2017, Pre- Construction was held Monday, January 30, 2017 at 2:00 P.M. conducted by PAG Construction Manager (N.C. Macario & Assoc.), PAG Engineering and other PAG Divisions involved in the projects. Const Manager advised Contractor (Canton) to start submitting Safety plan, Demolition Plan and other documents before they can start the above project. As of March 21, 2017 progress meeting with Canton Const. and N.C. Macario and Assoc. contractor continue to submit material submittal and being reviewed by PAG Const. Manager N.C. Macario. A baseline schedule of work is scheduled this March 28, 2017. Coordination by PAG Engineering and Operation Division is ongoing base on the schedule of area that the contractor will work on. Operation has no issue on the schedule. Invoice No.1 in the amount of \$44,890.09 for Mobilization is in process to accounting. As of April 24, 2017. Striping is on-going to Area Foxtrot and Echo. Removal of existing paint in Area 9 and 10 is also on-going.

Excavation of signage post in area B, C,D E, F, M and T is on-going. Invoice No.1 was paid by PAG.

As of 5/11/17- Contractor painted Area, A,B,C,D,E, F, J.K. L.M,R and S or equivalent to 15% of the project.

- 4) PROJECT:** **Container Yard Lighting Improvement Project.**
IFB NUMBER: PAG-CIP-016-003
BUDGET AMOUNT: \$140,000.00 (Engineering estimate)
FUNDING SOURCE: Federal Grant
BID AMOUNT : \$187,093.23
CONTRACTOR: Canton Construction Corporation
POINT OF CONTACT: Bobby Yung, Proj. Manager (Canton Const) C.P. # 685-3046
CONSTRUCTION MANAGER: N.C. Macario and Assoc. – Nemecio Macario, S.E. 647-0947/48 Alren Torillo- 647-0947/48
CONTRACT AMOUNT: \$171,329.13 (Together with Striping Project)
WORK STATUS: Bid Package was given last March to Procurement for Bid Proposal. Bid Proposal Opening was conducted by Procurement on June 30th, 2016 and Canton Construction Corp. was the lowest responsive responsible bidder with the amount of \$187,093.23. Procurement drafting project contract. As per procurement, Contract was submitted to PAG legal council for review and approval. Procurement still awaits legal council approval of contract. Contract was signed by all parties. Official Notice to Proceed was issued Jan. 30, 2017, Pre- Construction was held Monday, January 30, 2017 at 2:00 P.M. conducted by PAG Construction Manager (N.C. Macario & Assoc.), PAG Engineering and other PAG Divisions involved in the projects. Const Manager advised Contractor (Canton)to start submitting Safety plan, Demolition Plan and other documents before they can start the above project. This project is simultaneous with Container Yard Striping, As of March 21, 2017 progress meeting with Canton Const. and N.C. Macario and Assoc. contractor continue to submit electrical materials submittal and being reviewed by PAG Const. Manager N.C. Macario. A baseline schedule of work is scheduled this March 28, 2017. Coordination by PAG Engineering and Operation Division is ongoing base on the schedule of area that the contractor will work on. Operation has no issue on the schedule. Canton submitted list of manpower and equipment for A.B. MER subcontractor for this project.
As of 5/11/17, Contractor continue submitting material approval. PAG and C.M. adviced contractor to start removal wiring and mandreling of existing conduits.

- 5) PROJECT:** **A/E Design Consultant Services**
RFP NUMBER: PAG -016-002
PROJECT AMOUNT: IDIQ Contract
FUNDING SOURCE: Port Authority of Guam
A/E CONSULTANT : N.C. Macario and Associates
POINT OF CONTACT: Nemesio Macario, S.E, P.E- Tel. no. 646-0947 Alren Torillo – Tel. No. 646-0947
WORK STATUS: RFP On-Going. Submitted reviewed proposal to Procurement for final evaluation. N.C. Macario was selected for the IDIQ

contract. First Task Order No.1 for Harbor of Refuge Design to Install Ejector Pump and Shelter is on –going and to submit cost proposal. N.C. Macario submitted cost proposal for Task Order No.1- Design to Install Ejector pump, Concrete shelter and other Environmental documents. Awaits approval of the proposal from Dept. of Agriculture. Task Order No. 1 was entered in requisition by strategic planning office. Cost proposal will be ratified by PAG Board of Directors this coming board meeting.

PAG Board of Directors Approved the contract of N.C. Macario for Task Order No.1. Last week ,on Oct. 11, PAG Engineering and Planning Div. meet with N.C. Macario to start working on the Design of Task Order No.1. N.C. Macario developing 35% submittal of task Order No.1 Design to Install Ejector Pump and construction of Concrete Shelter. Awaits final contract and P.O. for the approved Task Order No.2 Construction Management Services for PAG Lighting and Striping services. 60 % Design, specification and cost estimates of Task Order No.1 was received 12/2/16. Review and comments on-going by PAG Engineering. Received Invoice in the amount of \$39,374.40 for T.O. #1and approved for payment 12/14/16 Task order No. 2 for Const. Management Services of Cont. Yard Striping and Lighting Improvement was approved on 11/28/16 and N.c macario received P.O. on 12/2/16. A 90% design submittal of Task Order No. 1 was received by the Port on 1/6/17for PAG review and comments. PAG submitted the 90% review comments to N.C. Macario on 2/6/17. Task Order No.1final Design was completed by N.C. Macario on 2/24/17.

N.C. Macario continue Construction Management work for Cont. Yard Striping and Lighting project.

6) PROJECT:

IFB NUMBER:

PROJECT AMOUNT:

CONSTRUCTIO MANAGER

POINT OF CONTACT:

WORK STATUS:

Design Built for the Renovation of PAG Engineering, Safety and Stevedoring Offices

IFB-PAG-CIP-017-001

\$325,000.00 (Engineering Budget)

PAG ENGG/CIP Division

PAG Engineering Office

Scope of Work On-Going for review by PAG Engineering Manager. Final Review on-going. Scope of Work was submitted to Procurement to prepare Bid Documents of this project. PAG Engineering submitted a request for an Account No. to Accounting before it can enter to A.S. 400. Procurement prepare final bid package for Advertising for Invitation to Bid as of 12/15/16. IFB No. PAG-CIP-017-001was advertized Feb. 01, 2017 for the above project. A Pre- Bid Conference is scheduled on Wednesday, Feb. 8, 2017. A Bid Opening was conducted Feb.24, 2017 @ 2:00 P.M. Two contractors submitted their bid. Lowest Bidder was Pro Pacific Builders with the amount of \$349,000.00. Second Bidder was JWG Const. with the amount of \$434,192.62. PAG Engineering requested an additional budget of \$45,500.00 to cover shortfall of the approved budget in FY-17 in the amount of \$325,000.00

to be approved by PAG Board of Directors. Procurement completed bid assessment on 4/12/17. Notice of Intent to Award was given to Pro Pacific Builders.

As of 5/11/17, PAG issued Notice of Intent to award to Pro Pacific Builders Construction. Awaits issuance of Purchase Order and Signing of formal contract.

7) PROJECT: Container Yard Asphalt, Concrete Pavement and Fire Hydrant Valve Improvement

IFB NUMBER: To Be Determine

PROJECT AMOUNT: To Be Determine

CONTRACTOR: To Be Determine

CONSTRUCTION MANAGER: PAG Engineering

POINT OF CONTACT: PAG Engineering Office.

WORK STATUS: *Scope of Works and Drawings was submitted to Procurement to Develop Bid Package Documents for Invitation to Bid.*

8) PROJECT: Container Yard Trench Drain Repair

IFB NUMBER: PAG-CIP-017- ____

PROJECT AMOUNT: To be Determine

CONSTRUCTION MANAGER; PAG ENGG/CIP Division

POINT OF CONTACT: PAG Engineering Office

WORK STATUS: *Final Scope of Work On-Going for review by PAG Engineering Manager. Preparing for Bid Documents.*

9) PROJECT: A/E Design consulting Services for New Port Administration Complex

REQUEST FOR PROPOSAL: RFP PAG-CIP-017-001

BUDGET AMOUNT: \$375,000.00

DESIGNER: To be determine

WORK STATUS: RFP was advertized January 2, 2017. A Pre Bid Conference was held on February 3, 2017. Last Day to submit proposal is on Friday, February 17, 2017.

Awaits selection of evaluation committee for A/E selection.

COMPLETED PROJECTS:

- 1) **PROJECT:** **Renovation/Upgrade of First Floor Men's Restroom Admin. Bldg.**
PROJECT AMOUNT: \$14,950.00
CHANGE ORDER NO. 1 \$500.00
NEW CONTRACT AMOUNT: \$ 15,450.00
CONTRACTOR: Modern Konstrak
CONSTRUCTION MANAGER: PAG Engineering
POINT OF CONTACT: Roland Santos – Modern Konstrak – 898-3602
PAG Engineering Office.
WORK STATUS: Scope of Work was submitted to Procurements in acquiring quotes. Procurement issued Purchase Order to Contractor (Modern Konstrak) on Feb.1, 2017. Pre-construction Meeting was held Feb.3, 2017 at Engineering office. Advise contractor to submit schedule of values, Gen. Liability Insurance and to submit material sample of floor ceramic tile, wall ceramic tiles and grout color for General Manager's approval. As of March 10, 2017. Project as per scope of work was completed. Awaits approval of PAG Board of Director for the PAG Engineering transfer of funds in the amount of \$500.00 for First Floor Men's Restroom Urinal ADA Compliance as a Change Order. Awaits P.O. for change Order No.1 from Procurement. 100% Completed.
- 2) **PROJECT:** **Harbor Master Renovation and Upgrade**
PROJECT AMOUNT: \$43,670.00
CONTRACTOR: BBR Micronesia Corporation
CONSTRUCTION MANAGER: PAG Engineering
POINT OF CONTACT: Nathaniel Catolos- 929-2271
PAG Engineering Office.
WORK STATUS: Procurement to make final determination of the submitted Quotes from the responsible responsive contractor. Procurement issued Purchased Order January 25, 2017. PAG Engineering Conducted a Pre- Construction meeting January 27, 2017. Contractor submitted Liability Insurance and other Material submittal January 31, 2017. BBR Contractor start mobilizing Feb. 3, 2017. Project at 75% on-going, Awaits completion date on March 25, 2017. Invoice No.1 on process in the amount of \$21,552.30. 100% Completed.
- 3) **PROJECT:** **Administration Building Roof Leak Repair**
RFQ NUMBER: P.O No. 12871-OF
BUDGET AMOUNT: \$45,000.00 (Engineering Estimate)
BID AMOUNT : \$32,783.60 + (C.O. #1) \$1,136.00 + (C.O. #2) 9,240.00
NEW CONTRACT AMOUNT: \$43,159.60
PAYMENT TO DATE: \$43,159.60
CONTRACTOR: BBR Micronesia Corp.
Construction Manager: PAG Engineering
POINT OF CONTACT: Nathaniel Catolos, Proj. Manager C.P. # 929=2271
WORK STATUS: Scope of Work On-Going. Submitted Scope of Work to Procurement to advertise and awaits account number for

requisitioning. Contract was awarded 6/21/16, Applied TWIC cards and MARSEC Briefing. Demolition of Project started 7/11/16 up to 7/24/16 total calendar days of project is 90 calendar days. BBMR Contractor completed pouring of 4,000 psi concrete to Admin. roof top. Awaits 21days curing of concrete. Target date to apply elastomeric paint 9/5/16. Contractor continue clearing of concrete debris to be completed 8/23/16. BBMR. submitted invoice billing no.1- 8/15/16. BBMR Const. acid wash poured concrete 9/2/16. Applied roof sealant on 9/5/16 and applied elastomeric base coat on 9/6/16. Due to weather condition (rainy) Final coat will be applied once weather is favorable for application. Project Completed Sept. 28, 2016. 100% Completed.

4) **PROJECT:**

RFQ NUMBER:
BUDGET AMOUNT:
BID AMOUNT:
CONTRACTOR:
Construction Manager:
Point of Contact:
Work Status :

Water Line Pavement Repair at F-5, F-6, Cont. Yard Area G And West of LC-1
P.O. No. 12887-OF
\$30,000.00 (Engineering Estimates)
\$24,850.00
BME and SON's Inc.
PAG Engineering/CIP Div.
PAG Engineering Office
Scope of Work Submitted to Procurement and awaits for Requisition final approval and will obtain Contractors quotes. P.O was awarded 6/29/16. Work still on-going for 30 DAYS. Project Completed and Accepted by the Port July 22,2016.

FY-17 WORK INJURY REPORT
(01/01/17 to 12/31/17)

<u>Divisions</u>	<u>*Lost-time</u>	<u>**Recordable</u>	<u>*** Refused Treatment</u>
Stevedoring	0	2	0
Transportation	0	0	0
Terminal	0	0	0
EQMR	3	0	0
Others	<u>1</u>	<u>0</u>	<u>0</u>
Total	4	2	0

Work Injury Summary for this reporting period: 05/15/2017

Total Injuries for FY-17 to date: 6– Injuries

5-- Lost-time

1 – Recordable

0 – Refused Medical Attention

Last disabling work injury was on: 5/10/2017

Number of days since last disabling work injury: 5-days

Note: PAG best record was 222 days or 7 months w/o a disabling work injury

***Lost-time** = If an employee was injured on the job and medical doctor sent him/her home, his/her injury is considered a lost-time.

****Recordable** = If an employee was injured on the job and medical doctor treated him/her and released him/her back to work on the same day (Recordable because of medical charges).

*****Refused Medical Attention:** Filed WC Forms 201 & 202 for record purposes only.



PORT OF GUAM
ATURIDAT I PUETTON GUAHAN
Jose D. Leon Guerrero Commercial Port
1026 Cabras Highway, Suite 201, Piti, Guam 96925
Telephone: 671-477-5931/35 Facsimile: 671-477-2689/4445
Website: www.portguam.com



Eddie Baza Calvo
Governor of Guam
Ray Tenorio
Lieutenant Governor

May 16, 2017

MEMORANDUM

TO: Board of Directors
FROM: General Manager
SUBJECT: Barge Lift Project

By way of background, the Port Authority of Guam had requested a transfer of property of the barge from the General Services Agency (GSA) which was transferred on July 22, 2016. Purpose of the transfer was for the Port to proceed in the demolition of the barge that is berthed at F6 pier. The barge in its current condition poses potential hazards to the marine environment and waterways surrounding the Port.

Prior to demolition, and as required by the National Oceanic and Atmospheric Administration (NOAA), the barge would be lifted and then suspended above the ocean to allow the marine life to return back to its environment.

As such, in order for the Port to move forward with the barge lift project, request is being made to authorize management to commit funds in the amount of \$90,000.00 from the Old Gate House Demolition account for this purpose.

I am available should you have any questions.


JOANNE M.S. BROWN



PORT OF GUAM
ATURIDAT I PUETTON GUAHAN
Jose D. Leon Guerrero Commercial Port
1026 Cabras Highway, Suite 201, Piti, Guam 96925
Telephone: 671-477-5931/35 Facsimile: 671-477-2689/4445
Website: www.portguam.com



Eddie Baza Calvo
Governor of Guam
Ray Tenorio
Lieutenant Governor

May 16, 2017

MEMORANDUM

TO: Board of Directors
FROM: General Manager
SUBJECT: Legal Professional Services

In review of the legal billings for the months of March and April 2017, revealed that such billing has exceeded its budget ceiling. In accordance with the Professional Services Agreement for legal representation, Section III Compensation, the consultant's monthly billings shall not exceed the sum of \$70,000.00 per month without prior written approval or subsequent ratification by the Port Board of Directors.

The following is provided:

Invoice	Amount	Variance
March 2017	\$88,281.25	\$18,281.25
April 2017	\$76,187.50	\$6,187.50

Therefore, management requests for Board ratification of the legal invoices for the months of March and April 2017 in order to process payment accordingly.

I am available should you have any questions.


JOANNE M.S. BROWN



PORT OF GUAM
ATURIDAT I PUETTON GUAHAN
Jose D. Leon Guerrero Commercial Port
1026 Cabras Highway, Suite 201, Piti, Guam 96925
Telephone: 671-477-5931/35 Facsimile: 671-477-2689/4445
Website: www.portguam.com



Eddie Baza Calvo
Governor of Guam
Ray Tenorio
Lieutenant Governor

May 12, 2017

MEMORANDUM

TO: Board of Directors

FROM: General Manager

SUBJECT: MagPRO Awards – Governor’s Employees Recognition Program

The 2017 Annual MagPRO Awards is a government-wide employee recognition ceremony within the executive branch of the government of Guam. This year, the program celebrates 30 years of recognizing the outstanding employees of the government of Guam who dedicate themselves to provide the daily basic vital services to the people of Guam. The awards ceremony is slated to take place in November 2017.

In a letter dated April 26, 2017, the MagPRO Committee is requesting the Port Authority of Guam to be a ‘Silver Sponsor’ for the program in the amount \$2,500.00. Contributions will be used to support the operations of the MagPRO awards program as well as purchase trophies, pins and medallions. Funding source is through the Marketing Contractual account.

I am available should you have any questions.


JOANNE M.S. BROWN



PORT OF GUAM
ATURIDAT I PUETTON GUAHAN
Jose D. Leon Guerrero Commercial Port
1026 Cabras Highway, Suite 201, Piti, Guam 96925
Telephone: 671-477-5931/35 Facsimile: 671-477-2689/4445
Website: www.portguam.com



Eddie Baza Calvo
Governor of Guam
Ray Tenorio
Lieutenant Governor

May 15, 2017

MEMORANDUM

TO: Board of Directors

FROM: General Manager

SUBJECT: **Travel Authorization Request**
: Nevada National Security
: New Mexico Tech

Throughout the calendar year Nevada National Security and New Mexico Tech offers various training that is federally funded which are recognized by the office of U.S. Department of Homeland Security. Request is being made to authorize travel for port participants as presented or as otherwise directed by the General Manager.

June 26-30, 2017

WMD Radiological/Nuclear HazMat Technician, Nevada National Security Test Site, Las Vegas, Nevada

1. John B. Santos, Operations Manager
2. Kenneth J. Quintanilla, Administrative Assistant

July 24-28, 2017

Incident Response to Terrorist Bombing, New Mexico Tech, Socorro, New Mexico

1. Reed K. Topasna, Stevedore Supervisor I
2. Sammy Q. Babauta, Stevedore
3. Dominic A. Taianao, Stevedore

I am available should you have any questions.


JOANNE M.S. BROWN



PORT OF GUAM
ATURIDAT I PUETTON GUAHAN
Jose D. Leon Guerrero Commercial Port
1026 Cabras Highway, Suite 201, Piti, Guam 96925
Telephone: 671-477-5931/35 Facsimile: 671-477-2689/4445
Website: www.portguam.com



Eddie Baza Calvo
Governor of Guam
Ray Tenorio
Lieutenant Governor

May 17, 2017

MEMORANDUM

TO: Board of Directors

FROM: General Manager

SUBJECT: Travel Authorization Request:
: SPCC & Stormwater Compliance Manager, Aarcher Institute Environmental
Training, June 20-23, 2017, Hilton Head, South Carolina

Aarcher Institute of Environmental Training is offering training in the field of Spill Prevention, Control and Countermeasure (SPCC) Compliance Manager and Stormwater Compliance Manager. The training objective includes: understanding all recent changes to the rules, hands on experience evaluating and improving SPCC Plans and stormwater compliance, understanding the regulatory and management issues related to stormwater discharges under the National Pollutant Discharge Elimination System and perspectives in best management practices.

It is therefore being requested that authorization be granted for the following port participant or as otherwise designated by the General Manager.

Purpose:	SPCC & Stormwater Compliance Manager Training	
Travel Date:	June 20-23, 2017	
Destination:	Hilton Head, South Carolina	
Participant:	Paul B. Santos, Environmental Compliance Specialist	
Travel Cost:	Airfare:	\$2,068.68
	Per Diem:	\$ 988.00
	Registration:	\$2,190.00
		\$5,246.68

I am available should you have any questions.


JOANNE M.S. BROWN



PORT OF GUAM

ATURIDAT I PUETTON GUAHAN

Jose D. Leon Guerrero Commercial Port

1026 Cabras Highway, Suite 201, Piti, Guam 96925

Telephone: 671-477-5931/35 Facsimile: 671-477-2689/4445

Website: www.portguam.com



Eddie Baza Calvo
Governor of Guam

Ray Tenorio
Lieutenant Governor

May 12, 2017

MEMORANDUM

TO: Board of Directors

FROM: General Manager

SUBJECT: Travel Authorization Request:
APP 104th Annual Conference

Association of Pacific Ports (APP) will be holding its 104th Annual Conference on July 14-20, 2017 in Pago Pago, American Samoa. As the Port Authority of Guam is a member of the APP, participation in this conference will serve beneficial to the Port and allow for an opportunity to network with various other members within the association in sharing ideas and best practices relating to maritime industry.

Board approval is hereby being requested for three (3) port representatives to attend the conference.

Purpose: **APP 104th Annual Conference**
Travel Date: July 14-20, 2017
Destination: Pago Pago, American Samoa
Participants: Port Representatives

Travel Accommodations:	\$17,089.23
Per Diem:	\$ 6,591.00
Registration:	<u>\$ 2,685.00</u>
Travel Expense:	\$26,365.23

I am available should you have any questions.


JOANNE M.S. BROWN



BUILDING PARTNERSHIPS THROUGHOUT THE PACIFIC

104TH ANNUAL CONFERENCE
JULY 17-20, 2017



Thank you to our Sponsors!

*Special Thank You to our
Conference Sponsors!*



--- Admiral Level Sponsors ---



--- Crew Level Sponsors ---



--- Other Generous Sponsors ---



[Click Here to return to Main Event Page,
Conference Registration, and Hotel Reservations](#)

Conference Schedule:

Friday - July 14, 2017

Flights arrive late at night

Saturday & Sunday - July 15-16, 2017

Free Time

Monday - July 17, 2017

Optional Networking Event in the morning (Choice of Deep Sea Fishing, Golfing, or Boat Tour of the Island)

- These events are complimentary; however, as space is limited, advance reservations are required.

12:30-3:30pm - Conference Registration at the hotel

1:00-3:00pm - Executive Committee Meeting at the hotel

4:45-9:00pm - Welcome Dinner, Bar, and Entertainment for everyone at the Don't Drink the Water Restaurant

Welcome Dinner sponsored by Port of Stockton

Tuesday - July 18, 2017

8:00-9:00am - Breakfast for everyone at Lee Auditorium

8:30am - Conference Registration

9:00am - Companions depart for tour and lunch

9:00am - Welcome Ceremony (Companions welcome)

10:15am - Plenary Sessions

10:50am - Networking & Refreshments Break

11:00am - Plenary Sessions

12:00-1:30pm - Luncheon for delegates

1:30pm - APP Vision Statement / Facilitated Discussion

4:30pm - Free Time

5:00-9:00pm - Dinner and Bar for everyone at the Governor's House (tentative)

Wednesday - July 19, 2017

8:00-9:00am - Breakfast for everyone at Lee Auditorium

9:00am - Companions depart for tour (lunch will be with the delegates)

9:00am - Plenary Sessions

10:45am - Networking & Refreshments Break

11:00am - Plenary Sessions

12:00pm - Delegates and Companions depart hotel to Luncheon and Fellowship at the Two Dollar Beach BBQ

4:30pm - Free Time and Dinner on your own

Thursday - July 20, 2017

8:00-9:00am - Breakfast for everyone at Lee Auditorium

**[Click here to view more
information about our
generous sponsors.](#)**



9:00am - Companions depart for tour (lunch and port/canneries tours will be with the delegates)
9:00am - Open Forum (Member Ports' Reports)
10:35am - Networking & Refreshments Break
10:45am - Plenary Session
12:00pm - Luncheon for everyone at Lee Auditorium
1:00pm - APP Full Board of Directors Meeting (one representative from each member port required)
1:30pm - Free Time
2:00pm - Delegates and Companions depart hotel for Tours of Port and Canneries
4:30pm - Delegates and Companions depart hotel for the Closing Dinner, Bar, Entertainment, Upcoming Events Preview, and Door Prizes at the Moana-o-Sina Restaurant

Closing Dinner, Bar, and Entertainment sponsored by PPG Consultants

9:00pm - Annual Conference Adjournment
10:00pm - Arrive at hotel

Friday - July 21, 2017
Flights depart in the evening

Speakers:

- Stay tuned! More information will be coming soon.

**[Click Here to return to Main Event Page,
Conference Registration, and Hotel Reservations](#)**