



**PORT OF GUAM**

*ATURIDAT I PUETTON GUAHAN*

**Jose D. Leon Guerrero Commercial Port**

1026 Cabras Highway, Suite 201, Piti, Guam 96925

Telephone: 671-477-5931/35 Facsimile: 671-477-2689/4445

Website: [www.portguam.com](http://www.portguam.com)



Eddie Baza Calvo  
Governor of Guam

Ray Tenorio  
Lieutenant Governor

**REGULAR MEETING OF THE BOARD OF DIRECTORS**

Jose D. Leon Guerrero Commercial Port

Thursday, June 22, 2017

11:45 a.m.

**A G E N D A**

- I. CALL TO ORDER
- II. APPROVAL OF MINUTES
  - 1. May 18, 2017 – Regular Board Meeting
- III. PUBLIC COMMENTS:
  - a. Public Comments
  - b. Employee Comments
  - c. PAGGMA Association
- IV. GENERAL MANAGER'S REPORT
- V. OLD BUSINESS
- VI. NEW BUSINESS
  - 1. MARAD Cooperative Agreement
  - 2. Legal Professional Services
  - 3. KVOG Lease
  - 4. GovGuam Liberation Day Parade
  - 5. Public Law 30-215 Compensation for Public Safety Personnel Who Perform Work In Shifts
- VII. ADJOURNMENT



**PORT OF GUAM**

ATURIDAT I PUETTON GUAHAN

Jose D. Leon Guerrero Commercial Port

1026 Cabras Highway, Suite 201, Piti, Guam 96925

Telephone: 671-477-5931/35 Facsimile: 671-477-2689/4445

Website: [www.portguam.com](http://www.portguam.com)



Eddie Baza Calvo  
Governor of Guam

Ray Tenorio  
Lieutenant Governor

**MINUTES OF THE  
REGULAR MEETING OF THE BOARD OF DIRECTORS  
Thursday, May 18, 2017**

**I. CALL TO ORDER**

There being a quorum, the regular meeting of the Board of Directors was called to order at 11:55 a.m., Thursday, May 18, 2017. Present at the meeting were:

Francisco G. Santos, Chairman  
Oscar A. Calvo, Vice Chairman  
Melanie R. Mendiola, Board Secretary  
Maria D.R. Taitano, Member  
Joanne M.S. Brown, General Manager  
Felix R. Pangelinan, Deputy General Manager (Operations)  
Alfred F. Duenas, Deputy General Manager (Admin/Finance)  
Atty. Darleen Hiton, Co-Counsel

Absent were Board member Nathan Taimanglo. Also present was Senator Frank Aguon office-TJ Quichocho; AM Insurance-Angelica Perez and Port Management staff.

**II. APPROVAL OF MINUTES**

a. **April 27, 2017 – Regular Board Meeting:** Director Taitano made motion to approve the minutes of April 27, 2017 subject to correction. The motion was seconded by Director Mendiola and was unanimously passed.

**III. PUBLIC COMMENTS**

- a. **Public Comments:** None.
- b. **Employee Comments:** None.
- c. **PAGGMA Association:** PAGGMA President Steven Muna reminded the members that the Relay for Life will be held at the GWHS Field in Mangilao on May 26, 2017. He announced that the PAGGMA association has donated \$3,600.00 to this worthy cause.

**IV. GENERAL MANAGER'S REPORT**

The General Manager's report was provided for Board's information. The following key item(s) are noted as follows:

- 1. **PUC Approval of Port's 5-Year Tariff Petition:** The Public Utilities Commission (PUC) has approved the Port's 5-year tariff petition through Port Docket 17-01. It was determined that the Port's tariff rate increases are just and reasonable as such adjustments

are necessary to enable the Port to repay its debts, finance its obligations and capital improvement needs as well as cover all its operating expenses as referenced in 12 GCA, Section 12118. As ordered, the Port is authorized to implement a 7% general increase effective June 1, 2017 and shall implement a subsequent 7% increase on January 1, 2018. The Port is further authorized to implement the remaining proposed 1% increases effective each October 1<sup>st</sup> for fiscal years 2019, 2020, and 2021.

2. **Tariff Increase Notice to Shipping Agents and Port Users:** On April 28, 2017, the Port sent a memorandum to all Shipping Agents and Port Users providing them notice of the Public Utilities Commission approval of the Port's 5-year tariff request to take effect June 1, 2017. The tariff increase excludes the crane recovery charge, fuel storage, and throughput and bunkering fees. The approved tariff rate as well as the PUC Order on Port Docket 17-01 is made available on the Port's website.

3. **Meeting with the Office of Economic Adjustment:** On April 28, 2017, the Port met with Mr. Gary Kuwabara, Office of the Economic Adjustment. Topics include the tariff petition and Port's initiative on the bond financing to support capital improvement projects, such as repairs to Warehouse 1, Golf Pier, waterline in the old yard and H-Wharf. Discussion also included the Port's need to extend the OAE grant in order for the Port to complete the Task Order projects. Mr. Kuwabara was then advised that the Port would be requesting an extension to the funding time period in order to complete the final Task Orders to include the full implementation of the terminal operating system.

4. **Assessment on Expanded Yard Repairs Provided to MARAD:** In a follow-up to the General Manager's Report at the previous meeting, MARAD had requested for the Port to provide an assessment of the projects and cost for corrective action that would be needed to address repairs. The facilities identified includes the pump house building, guard houses, LC-5 building, terminal gate booths, perimeter fencing and CMU wall, and new container yard striping area. The estimated cost repair provided to MARAD was \$483,415.00. The Port is awaiting MARAD response so that corrective repairs can be addressed.

5. **Swearing-in Ceremony for Board Member Nathan Taimanglo:** On May 11, 2017, Mr. Nathan Taimanglo was formally sworn-in by Acting Governor Ray Tenorio to serve as a Board member to the Port Authority Board of Directors.

6. **Hosting of Micronesian Island Forum Event:** On May 1, 2017, the Port Authority along with the Guam Economic Development Agency assisted the front office in hosting the Micronesian Island Forum dinner reception at the Guam Museum. Participants included Presidents and Governors from the Micronesian region (FSM, Republic of Palau, Republic of Marshall Islands, and CNMI).

## **V. OLD BUSINESS**

There were no old business discussed.

## VI. NEW BUSINESS

1. **Barge Lift Project:** Mr. Alfred F. Duenas, Deputy General Manager of Admin/Finance (DGMA) mentioned that there is currently a derelict barge located at F6 pier that poses potential hazards to the marine environment and waterways surrounding the Port. Management is looking to demolish the barge; however, prior to demolition, there is a requirement to first 'lift' the barge and suspend it above the ocean to allow the marine life to return back to its environment. The cost associated to suspend the barge is estimated to be \$90,000.00. Request is being made to transfer funds in this amount from the Old Gate House Demolition account in order to proceed with this project. The Vice Chairman asked whether the amount requested also includes the disposal of the barge. The DGMA replied negatively and mentioned that such amount will just be for the 'lifting' of the barge. Mr. Felix R. Pangelinan, Deputy General Manager of Operations (DGMO) said there is currently a contract in place to cut and dispose of the barge. The 'lifting' requirement is in accordance with the Environmental Protection Agency. The Navy and US Coast Guard have also expressed concern in the hazardous nature of the derelict barge, especially during inclement weather. The Chairman asked whether management has considered other options. The DGMO replied positively and mentioned that management have discussed this matter in length for other alternatives and have at one point attempted to dispose of the barge through a Derelict Vessel Program under the USEPA; however, there were certain criteria that had to be met. He mentioned that the bidding process was the next option. The DGMO added that the amount is an estimated cost which will allow the Port to begin the procurement process.

Director Mendiola made motion to authorize management to commit funds in the amount of \$90,000.00 from the Old Gate House Demolition account for the lifting of the barge at F6 pier. Motion was seconded by the Vice Chairman and was unanimously approved.

2. **Legal Professional Services:** The DGMA mentioned that in review of the legal billings for the month of March and April 2017, revealed that such billing has exceeded the threshold of the contract. In accordance with the Professional Services Agreement for legal representation, Section III Compensation, the consultant's monthly billings shall not exceed the sum of \$70,000.00 per month without prior written approval or subsequent ratification by the Port Board of Directors. March billing has a variance of \$18,281.25 and \$6,187.50 variance for April billing. As such, management requests for Board ratification of the difference in legal invoices for the months of March and April 2017. The General Manager reminded the Board that at its previous meetings, board approval was made in authorizing additional funding for legal services in the amount of \$60,000.00 due to the major caseload the Port is dealing with. Director Taitano asked whether payment have been made on the difference. The General Manager replied negatively, and mentioned that as per the contract any amount exceeding the threshold of \$70,000.00 per month requires Board concurrence.

The Vice Chairman made motion to ratify the variance in legal services for the month of March at \$18,281.25 and April at \$6,187.50, seconded by Director Taitano. Motion was unanimously approved.

3. **MagPRO Awards-Governor's Employees Recognition Program:** The DGMA mentioned the Port Authority has been a participant of the MagPRO Awards program which recognizes government employees and requested for \$2,500.00 to be a silver sponsor of the program. The funding source is through the Marketing Contractual account. Director Taitano made motion to approve the amount of \$2,500.00 from the Marketing Contractual account for the silver sponsor of the MagPRO Awards program. Motion was seconded by the Vice Chairman and was unanimously approved.


4. **Travel Authorization Request:**

- a. **WMD Radiological/Nuclear HazMat Technician, Nevada National Security Test Site, June 26-30, 2017, Las Vegas, Nevada**
- b. **Incident Response to Terrorist Bombing, New Mexico Tech, July 24-28, 2017, Socorro, New Mexico**
- c. **SPCC & Stormwater Compliance Manager, Aarcher Institute Environmental Training, June 20-23, 2017, Hilton Head, South Carolina**
- d. **Association of Pacific Ports (APP) 104<sup>th</sup> Annual Conference, July 14-20, 2017, Pago Pago, American Samoa**

Director Taitano made motion to approve the travel authorization request as presented or as otherwise designated by the General Manager, seconded by Director Mendiola. The motion was unanimously approved.

## VII. ADJOURNMENT

There being no further business to discuss, it was moved by the Vice Chairman and seconded by Director Taitano to adjourn the meeting at 12:20 p.m. The motion was unanimously passed.

For   
\_\_\_\_\_  
MELANIE R. MENDIOLA, Board Secretary  
Board of Directors

APPROVED BY:

  
\_\_\_\_\_  
FRANCISCO G. SANTOS, Chairman  
Board of Directors



# **General Manager Report**

**To**

## **PAG Board of Directors**

**Thursday, June 22, 2017**

### **General Port Operations**

#### **Coordination Efforts with MARAD to Address Yard Repairs**

On Thursday, June 8, 2017, the GM received a correspondence from MARAD Grant Management Specialist Jeff Baldivinsson informing her that MARAD is preparing a Cooperative Agreement to enable the Port to be reimbursed from the Guam Enterprise Fund to address needed repairs in the expanded Yard. The GM had provided Chief of Staff to the MARAD Executive Director Brian Varney the Port's cost assessment to address construction estimate repairs in the amount of \$483,415.00, on Friday, April 21, 2017. As the Port will be compensated through a reimbursement process, the GM is requesting authorization from the Board to advance the funds so that the Port can address the needed repairs as soon as the Cooperative Agreement is finalized.

MARAD Grant Management Specialist Baldivinsson also requested from the GM the list of equipment requested by the Port to include the cost and breakdown of the previously purchased Top Lifters in a value not to exceed \$2,000,000. The GM is coordinating this information with the Maintenance and Procurement Divisions and will forward to MARAD for its review.

MARAD Grant Management Specialist Baldivinsson also informed the GM that the current Dashboard number for the Enterprise Fund is around \$2,659,422. He anticipates that this amount may be adjusted lower once he completes his research in closing final cost for the Port Commercial Improvement Projects. He stated that he will provide a final numbers at the end of June.

#### **Port Implements New Tariff Increase**

On Thursday, June 1, 2017, the Port implemented its 7% Tariff Increase as authorized by the PUC at its Thursday, April 27, 2017 meeting.

As reported to the Board during its Thursday, May 18, 2017 Board Meeting, the GM sent a memorandum to all Shipping Agents and Port Users providing them notice of the PUC approval of the Port's 5-Year Tariff request on Friday, April 28, 2017. The GM had stated that in



consideration to the Port Users Group, the Port had requested that the new fees not take effect until Thursday, June 1, 2017.

The GM relayed that all Tariff rates will be increased by seven percent (7%) to exclude the Crane Recovery Charge (CRC), Fuel Storage, and Throughput and Bunkering Fees. She also relayed that the second year rates will be implemented at the beginning of next year on Monday, January 1, 2018, and that for years three to five (3-5), a rate of one (1%) will be implemented on October 1<sup>st</sup> thereafter. A copy of the approved Tariff Rates were provided for reference as well as a copy of the PUC Order on Port Docket 17-01 that has been posted on the Port's Website at [www.portguam.com](http://www.portguam.com).

### **PUGG Meeting for May 2017**

The monthly meeting for the PUGG was held on Thursday, May 18, 2017. Present on behalf of the Port was the GM, Transportation Superintendent Ray Santos, Operations Manager John Santos, Chief Planner Dot Harris, Assistant Operations Manager Ken Calvo, and Manager for Equipment Support Services Joaquin Pangelinan.

Present on behalf of the PUGG were MSA Representative Byron Valera, Matson Representative Alex Peterson, APL Representatives John Selleck and Ray Hartley, Mell Representative Ed Cruz and Seabridge Representative Ricardo Leon Guerrero.

Present on behalf of the U.S. Coast Guard were LCDR Christy Casey, Inspections Division Lt. Wade Thomson and Senior Investigating Officer Lt. Eugenia Leonard.

Present on behalf of Guam Customs and Quarantine were Customs Officer III John Aguon and Customs Officer III Joseph Cruz.

Operations Manager Santos opened the meeting by discussing the sequence of the vessel schedules and talked about occasional impacts related to tug services and military vessel activity in the harbor. He also discussed the importance of maintaining the cranes and the need to address taking down the cranes for critical maintenance to include corrosion control. In some cases this may require the down time on a crane for an entire week to address cab repairs, motor breaks and regular wear and tear and corrosion that occurs due to the salt air and GPA sulfur emissions.

Mell Representative Ed Cruz relayed that he had been watching operations at the Port and raised his concerns that the movements per hour are slower at the Guam Port in comparison to Saipan and other ports in Micronesia. As a result, he further stated that cargo that otherwise would move through the Guam Port is diverted and sent directly to the Micronesian islands.

Operations Manager Santos responded that in the case of Saipan, ship gears are used and that the operators there are more proficient as they primarily use and operate ship's gears on a regular basis where here at the Port, crane operators are very proficient with the Gantries as this is the primary mode of moving containers on and off the vessels. The operations of ship's gear are a

secondary skill set for the crane operations here at the Guam Port. He also relayed that the vessels that have ship's gear to include APL, Mell, and Kyowa also have issues when the gears on the vessel break down and impact service time to move cargo.

Operations Manager Santos went on to discuss the upcoming operations with the Barge 7000 that would be undertaking its second voyage to move around 7,700 metric tons of sand that is intended to be shipped to Kwajalein. He also discussed the cable vessel that was in Port was currently berth at F-3 and would be laying a total of eleven (11) miles of communication cable.

The PUGG inquired about the status of H-Wharf and the implementation of the TIGER \$10 million funding. The GM responded that the Port is in the process of finalizing with its consultant and GEDA the bond legislation that would need the approval of the Guam Legislature and the Governor to authorize the Port to move forward with the acquisition of bond financing to address Port infrastructure issues to include H-Wharf, the construction of a new Port Administration Building and Commercial Center and repairs to Warehouse I, replacement of the waterline in the Port Yard and Repairs to Golf Pier. She further stated that the bond was intended to address tangible infrastructure issues. The GM also relayed that since the PUC had approved the Port 5-Year Tariff Petition on Thursday, April 27, 2017, the Port can now pursue the bond bill through the legislature, and if approved, be out in the bond market by early fall.

Manager for Equipment Support Services Pangelinan provided a status update on the Port's Yard equipment. He relayed that there were three (3) operational Gantries with Gantry 5 currently being boomed down. He added that there were five (5) Top Lifters, twenty-five (25) tractors, two (2) 20-Tons, three (3) 10-Tons, and five (5) 5-Tons that were operational.

An inquiry was made with regards to the leasing of Port equipment such as the use of the man lift and the street sweeper. Operations Manager Santos responded that the GM has the authority to set temporary rates for a period of six (6) months. However, after this time period, the rate request must be forwarded to the PUC for its concurrence or disapproval. He added that the Port will further look into this request and get back to the PUGG.

Operations Manager Santos also discussed the upcoming arrival of the cruise Vessel Norwegian Joy that would be in port on Saturday, May 27, 2017 to Sunday, May 28, 2017. The vessel was on island for a U.S. Coast Guard inspection.

Operations Manager Santos informed the PUGG that the Port had recently hosted a meeting with the Federated States of Micronesia Representatives from the Office of the President, Governors and the Captain of the Port on Friday, May 5, 2017. The purpose of the meeting was to discuss the Port Security Advisory requirements needed at the FSM Ports to allow the vessels to enter their ports that go through U.S. Ports such as with the Port of Guam. Operations Manager Santos stated that this issue will be discussed at the upcoming Association of Terminal Operators, Stevedoring and Shipping Companies of Micronesia (ATOSSCOM) in the Marshall Islands in July of this year.



LCDR Christy Casey reported that there were no issues regarding the underwater detonation exercise that had occurred in Apra Harbor earlier that day. She relayed that the media was present for the exercise. The Port had authorized the media to observe the event from Port Beach.

Operations Manager Santos also informed the PUGG that the Typhon Pakyo exercise was scheduled for Wednesday, June 21, 2017 to Thursday, June 22, 2017. He then inquired if there were any further issues for discussion. As no further issues were raised, he concluded the meeting.

### **PUGG Meeting for June 2017**

The monthly meeting for the PUGG was held on Thursday, June 15, 2017. Present on behalf of the Port was the GM, Deputy GM for Operations Felix Pangelinan, Operations Manager John Santos, Chief Planner Dot Harris, Transportation Superintendent Ray Santos, Terminal Superintendent Joe Ulloa, Safety Administrator Vince Acfalle, and Stevedore Supervisor II Junior Topasna.

Present on behalf of the PUGG were Matson Representative Alex Peterson, Mell Representative Ed Cruz and Seabridge Representatives Ricardo Leon Guerrero and Fernando Santos.

Present on behalf of the U.S. Coast Guard was LCDR Christy Casey.

Present on behalf of Guam Customs and Quarantine were Lt. David Taitano and Customs Officer III Maybellene Muna.

Operations Manager John Santos initiated the meeting by briefly discussing the ongoing issues related to security and inspections at the FSM Ports that was previously discussed during the May 2017 PUGG meeting. He went on to talk about the current recruitment by the Port to address the vacancies for Operators, Cargo Checkers, Leaders, Riggers, Drivers and Stevedores to fill the Gang requirements to service the vessels

Deputy GM for Operations Felix Pangelinan provided a status report on the operational equipment and relayed that three of the new Top Lifters are currently being serviced, two in relation to the need to replace the chains and one for transmission repair. Deputy GM Pangelinan stated that the issue of the warranty on the Top Lifter chain has been referred to GSA for resolution as the chains on the two Top Lifters cracked within several months of operation. He stated that the vendor is claiming that the Port did not properly grease the chains and would not cover the replacement cost an estimated \$9,000 apiece. He relayed that the Port has two old Top Lifters that still have the original chains that were purchased back in 2010 and believes that the chains in the new Top Lifters were defective. He added that the vendor is still providing quarterly service inspections for the new Top Lifters as part of the one year warranty period.

Deputy GM Pangelinan went onto state that the Port has since purchased the two additional chains to address the repair of the two new Top Lifters while the Port's appeal with its vendor moves through the GSA process. He stated that the chains have since arrived and will be

installed within the next week. He also reported that the Top Lifter that requires the repairs to its transmission will be repaired by the vendor within the next two weeks. Deputy GM for Operations Pangelinan went on to relay that there are currently three (3) Gentries in operation and stated that the Technical Services Contractor is completing his assessment on the cranes and would be providing a report later that afternoon to Port management on his findings. He added that there were 26 tractors and three (3) Top Lifters in operation in addition to the Matson Top Lifter that was on standby if needed. He went on to relay that Top Lifter No. 6 has since been refurbished by the Maintenance Division to include the replacement of hoses, fluids and body work. He also stated that four (4) tractors have since been refurbished.

Deputy GM Pangelinan reported that due to the need to address needed maintenance, the Gantry Cranes will be taken down at the end of each week as scheduled by the Maintenance Division to include Friday, Saturday and Sunday and additional days if needed. He emphasized that while he understands that Operations will always want to have the cranes available, the Maintenance Division will determine the priority to down the cranes to address repairs. He stated that this needs to happen to insure that the Gantry Cranes remain in operating mode. On average one crane will be taken down every single week and added that vessels with ships' gear will need to use its gear. Mell Representative Ed Cruz raised his concerns that the scheduled days' work in favor of some carriers and not others especially as his vessel comes into the Port towards the end of the week. Deputy GM Pangelinan responded that he understands the concerns that have been raised by Representative Cruz however; the required maintenance needed on the cranes must be addressed. He stated that he cannot afford for the Gantry Cranes to go down and risk being inoperable. He understands that this will create an inconvenience but he did not see any other option. Deputy GM Pangelinan informed Representative Cruz that he can meet with him one-on-one to further discuss his concerns.

Operations Manager Santos stated that maintenance was needed on the corrosion side to include the replacement of wire rope on the Gantry Cranes.

Operations Manager Santos went on to discuss the recent operations related to the 7,000 Barge moving aggregate and the need to address the proper cleaning of the Yard, especially due to dust and other particles catching in the wind and affecting the employees in the Yard to include the Crane Mechanic Shop and the workers at the fishing company located in Warehouse 1.

Operations Manager Santos also discussed the gear issue on the vessels and stated that he has met with the Safety Officer and wants to work with the PUGG to reduce these incidences such as when the fourth twist lock on the container remained in a locked position causing a shock to the Gantry and the flipping over of a container. He stated that the Port also needs to check and insure that the certifications for the ship's gear is also current and has been properly inspected. He discussed the speed level of operators in the Yard and provided a recent example of a tractor operator who was traveling with a flat rack loaded with a concrete tank that jackknifed as a result of the operator driving too quickly and then making a sudden turn. He stated that the speed in the Yard is not to exceed 10 miles per hour.

## **Decrease in Container Cargo and Decrease on Breakbulk Cargo for the Month of March 2017**

As reported to the Board during its Thursday, May 18, 2017 meeting, the Port Authority of Guam as of March 31, 2017 handled 48,462 containers. This represents a decrease of 4,483 or an eight percent (8%) decrease compared to March of 2016 when the Port handled 52,945 containers.

Containers for March of 2017 were divided into the following categories

Import/Export	35%
Stuffed Transshipment	20%
Empty Transshipments	45%

As for the March of 2017, Breakbulk numbers, the Port handled 85,685 revenue tons which represented a decrease of 48,280 revenue tons or a 36% decrease from March of 2016 when the Port handled 133,965 revenue tons.

## **Christening Ceremony for the APL Guam**

On Thursday, May 18, 2017, APL held a ceremony for the christening of its Vessel APL Guam. APL General Manager John Selleck extended his appreciation to the attending guest and relayed that this event was in follow-up to the recent christening ceremony that was held the previous week for the Vessel APL Saipan on Thursday, May 11, 2017.

The GM and Deputy GM for Operations Felix Pangelinan were in attendance at the ceremony and the GM was given the honor of cracking the champagne bottle on the bow of the vessel.

The Vessel APL Guam is 479.9 feet by 82 feet with a gross tonnage of 13,764 and a dead weight of 16,418.

The APL Vessel Saipan is larger in size at 523.7 feet by 89 feet with a gross tonnage of 16,916 and a dead weight of 20,979.



**Attendees participate in the Christening Ceremony of the Vessel APL Guam event.  
L-R: Port GM Joanne Brown, APL GM John Selleck, Father Jesse Esparagoza of Piti Church,  
Master Nick Deisher, Chief Mate, Chief Engineer Nathan Williams and APL Guam crew.**

## **Arrival Cruise Vessel Norwegian Joy**

The cruise Vessel Norwegian Joy arrived at the Port of Guam on Saturday, May 27, 2017 and departed on Sunday, May 28, 2017. The vessel arrived with its crew of 1875 from Singapore with its next destination to Xiamen, China. The vessel, which measures 1094 feet, was primarily on-island for a U.S. Coast Guard inspection and did not have any cruise passengers on-board.



**Cruise vessel "Norwegian Joy" calls Port of Guam on May 27, 2017.**



## **Name Change for Parsons Brinckerhoff**

The Port previously received notice on Thursday, April 27, 2017 from Vice President and Area Manager Randall Urasaki, P.E. that Parsons Brinckerhoff had joined the WSP family of companies over two years ago and that the new name of the company is now WSP USA Inc. Vice President Urasaki relayed that the company has now become a diversified professional services firm and can provide support related to transportation, buildings, energy, water and the environment. He also relayed that there are no changes to the management of the company. On Tuesday, May 23, 2017, May 10, 2017, Project Manager Robert Johansen P.E. provided the Port with a copy of the company's Guam Business License, and Certificate of Authority from Revenue and Taxation as well as a copy of its certificate from the Professional Engineers, Architects and Land Surveyors Board registered under the company's new name.

## **Relay for Life**

The Port Authority of Guam actively participated again this year in the annual Relay for Life event held on Friday, May 26, 2017 at the George Washington High School Tract Field in Mangilao.

To help fundraise for the event, the Port Authority of Guam Morale Association (PAGMA) held a fundraiser on Friday, May 5, 2017 at King B in Hagatna. The total amount donated on behalf of the Port employees for this year's event was \$3,600.00 to help fund research and fight cancer.



**Port representatives attend the Relay for Life held at the GWHS Field. L-R: PC IV Frank Santos, CMA Steven Muna, Engineer II Enrique Conde, Admin Assistant Asuncion Nocon, Accounting Tech I Elaine Santayana, Accounting Tech I Julie Siatan, Admin Assistant Betty Wusstig-Perez, MESS Joaquin Pangelinan, Planner IV Dora Perez, Planner IV Donna Lizama-Acosta, Admin Assistant Gussieannmarie Diaz, DGM Admin/Finance Alfred Duenas, Engineer III Iremar Gutierrez, Admin Assistant Jacqueline Cruz, PSIV Carmelita Nededog, Admin Assistant Carol Jenkins, and Personnel Assistant Evangeline Castro.**





**PAG staff holding Port banners in support of the Relay of Life event. (L-R) Safety Administrator Vince Acfalle, Engineer III Iremar Gutierrez, Engineer II Enrique Conde, and CO Specialist Jacob Puante.**



**Supporting the Relay for Life event at the GWHS Field includes, (front row) PCII Perry Perez, Jimmy Brown, GM Joanne Brown, and Admin Assistant Betty Wusstig-Perez. (L-R) PC IV Frank Santos, Engineer III Iremar Gutierrez, CMA Steven Muna, Admin Assistant Asuncion Nocon, Safety Administrator Vince Acfalle, Admin Assistant Jessica Garrido, DGM Admin/Finance Alfred Duenas, Accounting Tech I Elaine Santayana, Admin Assistant Gussieannmarie Diaz, Planner IV Donna Lizama-Acosta, Planner IV Dora Perez, Admin Assistant Jacqueline Cruz, Accounting Tech I Julie Siatan, Engineer II Enrique Conde and CO Specialist Jacob Puante.**

## American Red Cross Boot Drive

The Port Authority employees and management participated in a Boot Drive for the American Red Cross on Friday, June 2, 2017 at the Sumay Intersection entering the Naval Base. A total of \$1,499.31 was collected by the Port and contributed to the American Red Cross.




**PAG supports the Boot Drive event for the American Red Cross held at Sumay Intersection, Piti. L-R: ASO Annette Mafnas, Safety Inspector II Joshua Candoleta, Safety Administrator Vince Acfalle, Equipment Maintenance Super Jorge Javelosa, PCIV Frank Santos, Rigger Steven Torres, Maintenance Custodian Jacqueline Perez, Maintenance Custodian Jacqueline Eclavea, Stevedore Benny Cruz, PPI Keesha Duenas and Clerk III Ninia Lumanog.**



## Click It or Ticket Exhibit 2017 Event

On Saturday, May 27, 2017, Port Police participated in conjunction with the Click It or Ticket campaign, the "Changing habits to save lives - use seatbelts always!" event that was held at the Micronesian Mall from 10:00 a.m. to 2:00 p.m. The Port Police display presentation was on the "Click it or Ticket" campaign to promote seatbelt use. Port Police has actively participated with the DPW Office of Highway Safety for the past three (3) years and assists GPD with the enforcement of speed, seatbelt use, child safety seats and DUI. The Port has a current grant for \$24,000 for FY 2017. In addition to funding Port Police overtime and participation at the annual Lifesavers Conference, the Office of Highway Safety through the use of federal funds has provided Port Police with the following equipment: Laser Gun, Tripod and Traffic cones.



**Port Police Chief Doris Aguero, Cargo Checker Melissa Aguero, Security Guard (Armed) Tino Iosefo and Planner IV Dora Perez participate in the *Click-It or Ticket* campaign exhibition at the Micronesian Mall.**

## **Employer Support of the Guard and Reserve Award**


On Saturday, June 3, 2017, Deputy GM for Operations Felix Pangelinan received, on behalf of the Port Authority of Guam, the Most Supportive Award "In recognition of your Outstanding Support and Patronage of our Citizen-Service members who continue to answer our nation's call to serve and protect."



**Port Police Assistant Chief Christopher Roberto and DGM Operations Felix Pangelinan accepts the "Most Supportive Award" on behalf of the Port Authority of Guam at the 9<sup>th</sup> Annual Employer Awards Gala in support of the Employer Support of the Guard and Reserve.**

Assistant Port Police Chief Christopher Roberto nominated the Port for this recognition award. He also currently serves as an Air Force Master Sargent. The Port currently has a total of 18 employees that serve in the Guard and Reserve

## **2017 PAKYO Typhoon Exercise**



**DGM Operations Felix Pangelinan heads the Incident Command at the Port Emergency Operations Center during the PAKYO Typhoon Exercise.**



## **Port Safety Issues**

### **Safety Training**

On Thursday, June 8, 2017 the GM received a memorandum from Environmental Compliance Specialist Paul Santos, concurred by Stevedore Superintendent Simon Pinaula, that safety training was provided on the 2017 National Safety Stand-Down to Prevent Falls in the workplace. The training for the following subject matters was provided to the Stevedore Division dayshift on Tuesday, June 6, 2017 and for the nightshift on Wednesday, June 7, 2017:

- OSHA Responsibilities and Rights of the Employees and Employer.
- Nation Maritime Safety Association (NMSA) Longshore Safety-Falling Containers video.
- Nation Maritime Safety Association (NSMA) Longshore Safety-Dockside Signaling video.
- Nation Maritime Safety Association (NSMA) Longshore Safety-Lashing/unlashing video.
- OSHA Quick Card-Traffic Lanes and Personnel Safety Zones.
- OSHA Quick Card-Safe Operation of Semi-Tractors in Marine Terminals.
- OSHA Quick Card-Working Safely on the Apron or Highline during Marine Terminal Operations.

In addition, on Friday June 16, 2017, the GM received a memorandum from Safety Administrator Vince Acfalle, concurred by Transportation Superintendent Raymond Santos that safety training was administered as part of the 2017 National Safety Stand-Down Accident Prevention in the Workplace. The training for the following subject matters was provided to Transportation Division on Tuesday, June 13, 2017 and for the nightshift on Wednesday, June 14, 2017:

- OSHA Responsibilities and Rights of the Employees and Employer.
- Nation Maritime Safety Association (NMSA) Longshore Safety-Falling Containers video.
- Maritime Port Safety Awareness.
- Maritime Container Yard Fork Lift Operation.
- Maritime Training Hammerhead Crane Operation.
- OSHA Quick Card-Traffic Lanes and Personnel Safety Zones.
- OSHA Quick Card-Safe Operation of Semi-Tractors in Marine Terminals.
- OSHA Quick Card-Working Safely on the Apron or Highline during Marine Terminal Operations.
- Mandatory Reporting of Accidents and Incidents that resulted in Personnel Injury, Damage to Government Property or Near Misses.
- Proper Utilization of GWC-101a, 101b, 201 and 202 (Workers Compensation Commission Forms).

## **Work Injury Case No. 43-17**

On Thursday, May 18, 2017, the GM received a report dated Thursday, May 4, 2017 from Safety Administrator Vince Acfalle concerning a work injury involving Administrative Officer Jennie Untalan. According to Safety Administrator Acfalle, Safety Inspector III Paul Salas had received a call from Transportation Superintendent Raymond Santos informing him that Administrative Officer Untalan was walking through the hallway of the old Horizon Building to get to her office when she slipped on a wet floor and landed on the right side of her body.

Transportation Superintendent Santos further relayed that he had entered the Horizon building and discovered water in the hallway and kitchen floors. He immediately informed Building Maintenance Supervisor Ray Munoz and Facilities Maintenance Superintendent Alex Aflague and started mopping up the water 24 minutes prior to the slip and fall by Administrative Officer Untalan.

Safety Inspector III Salas and Port Police Officer II Joy Cruz responded to this incident.

Safety Administrator Acfalle further reported on Wednesday, May 3, 2017, Plumber Feliciano Marquez had been assigned to replace a defective faucet assembly inside the kitchen of the Horizon building. Plumber Marquez had then spoken to Maintenance Leader Vester Lagaras to request a replacement hose to complete his repair of the faucet. As it was approaching the end of the workday, Maintenance Leader Lagaras instructed Plumber Lagaras secure the job site and to complete the repair the following morning. Plumber Marquez stated that he had shut off the water supply valve and conducted an inspection to ensure that there were no further water leaks. However, Transportation Superintendent Santos and Safety Inspector III Salas reported that the water leak was coming from the water supply valve located inside the sink cabinet.

Safety Administrator Acfalle reported that Administrative Officer Untalan was provided with a Workers Compensation 101 a and b form and was transported by Medic No. 5 to GMH for evaluation and treatment. He also reported that Plumber Marquez was adamant that he secured and inspected the valve and that at the time of his inspection the valve was not leaking.

Safety Administrator Acfalle concluded that Administrative Officer Untalan slip and fall was the result of a wet, slippery hallway floor caused by a leaking water supply valve. He recommended that this incident be discussed by the Accident Review Board and then to provide its recommendation to the General Manager on this matter.

## **Work Injury Case No. 47-17**

On Tuesday, May 23, 2017, the GM received a report dated Wednesday, May 17, 2017, from Safety Administrator Vince Acfalle concerning a work injury involving Stevedore Benny Cruz.

According to Administrator Acfalle, Safety Inspector III Paul Salas had received a call from Stevedore Supervisor II Junior Topasna reporting that Stevedore Cruz was assigned to lash containers on board the Vessel Matson Maunalei at F-5 Wharf. Stevedore Cruz had stated that while he was tightening a lashing rod on a 40-foot container with a metal rebar, he felt a sharp pain to his right shoulder causing him to drop the lashing tool on deck.

Stevedore Cruz complained of pains to his right shoulder. He was issued a WCC Forms 101 a and b and was transported to the GMH by Stevedore Supervisor I John Borja for evaluation and treatment. Stevedore Supervisor Topasna was also issued the WCC Forms 201 and 202 to be filled out.

Port Police II Jerry Sanchez (PO II) and Safety Inspector III Salas responded to this incident.

Safety Administrator Acfalle concluded that it was standard practice to use a lashing tool and to add leverage as needed to tighten lashing rods. He also reported that the Safety and Stevedore Divisions will discuss Best Methods when using a lashing tool.

Safety Administrator Acfalle recommended that this incident be discussed by the Accident Review Board and then to provide its recommendation to the General Manager on this matter.

### **Industrial Incident with Port Golf Cart 16-07 and Official No. 6312 Case No. 48-17**

On Thursday, June 21, 2017, the GM received a report dated Wednesday, May 17, 2017, from Safety Inspector III Paul Salas concerning an industrial incident involving a Port golf cart and Official No. 48-17. According to Safety Inspector III Salas, he received a call from Cargo Checker Supervisor Frank Cepeda reporting a damage property incident. Cargo Checker Angela Yoshida, had been assigned to Gulf Cart GC16-07 for operations and stated that as she was reversing the golf cart to exit the parking lot at Lower Tower, she struck parked official No. 6312 on the front bumper that resulted in damage to the left side of the front bumper and damage to the right rear fender of the golf cart.

Safety Inspector III Salas determined in his findings that Cargo Checker Leader Joshua Tuitui had parked Official No. 6312 behind the golf cart and secured for the day. During this time, the golf cart was being charged at Lower Tower by the previous shift. Cargo Checker Yoshida entered and reversed the Golf Cart underestimating her turn and struck the front bumper of Terminal Official No. 6312 which was parked behind her. This resulted in a 5-inch long by 3-inch wide scratches to the left front bumper of Official No. 6312 and minor scratches to the right fender of the Golf Cart.

Safety Inspector II Paul Salas concluded that the primary cause of this accident was haste and inattention on the part of Cargo Checker Yoshida.

Safety Inspector III Salas recommended that this incident be discussed by the Accident Review Board and then to provide its recommendation to the General Manager on this matter.

### **Property Damage to Tractor No.T-95 Case No. 49-17**

On Thursday, June 21, 2017, the GM received a report dated Thursday, May 18, 2017, from Detailed Safety Inspector Robert Lau concerning property damage to Tractor No. T-95. Safety Inspector Lau reported that on that day, Equipment Operator II Ignacio Benavente was operating Tractor No. 95 and was assigned to dray containers for the Vessel Matson Olomana, loading operations. Equipment Operator II Benavente was in-between Areas L and M, reversing a 40-foot bare Matson Chassis to be parked in Area M stall. As he was reversing, the right front fender of T-95 clipped the right front gooseneck of another Matson chassis that had an empty 40-foot reefer container as its payload, damaging T-95's right front fender area. The Matson chassis did not sustain any damages as a result of this incident. Matson Navigation Agent Chris Reyes was present to acknowledge and concur that the chassis did not sustain any damage.

Safety Inspector Lau and Police Officer II Joy Cruz responded to this incident.

Safety Inspector Lau determined in his findings that Equipment Operator II Benavente had reversed Tractor No. T-95 and did not notice that there was a 40-foot Matson chassis, which had a 40-foot empty reefer container as its load that had been parked too far forward by approximately two (2) feet in an unmarked parking stall at Area . This resulted in damage to the tractor's right front fender and headlight assembly. Safety Inspector Lau further determined in his findings that the stall previously had a traffic cone placed in front of it so that no one would park a chassis at that location. However, the traffic cone was removed and placed elsewhere.

Safety Inspector Lau concluded that the primary cause of this incident was due to the Matson chassis being parked in the stall too far forward at a distance of two feet and that the traffic cone that was placed in front of the stall had been removed and placed elsewhere. Other contributing factors are that Equipment Operator II Benavente, did not notice that the chassis was parked in the stall too far forward and it was reported that he may have also have been experiencing fatigue.

Safety Inspector Lau recommended that this incident be discussed by the Accident Review Board and then to provide its recommendation to the General Manager on this matter.

### **Industrial Incident onboard the Vessel Kota Hening Case No. 50-17**

On Thursday, June 21, 2017, the GM received a report dated, Friday, May 19, 2017, from Safety Administrator Vince Acfalle concerning an Industrial Incident onboard the Vessel Kota Hening. According to Safety Administrator Acfalle, Winch Operator William Quidachay had been

assigned to load containers on the Vessel Kota Hening utilizing Ships Gear No.1. He reported that Winch Operator Quidachay claimed that he was booming up a 20-foot Isotainer for loading when the hoist began to slip downward causing the Isotainer to drop onto a 20-foot container on Bay No. 3 of the vessel. Winch Operator Quidachay made a second attempt to hoist the Isotainer and while booming up the container swayed inward towards ships gear, then swayed back to the container on Bay No. 3 causing damage to the left side of the container in Bay No.3. There was also damage to the right side of the Isotainer.

Detailed Safety Inspector II Robert Lau and Port Police II Angela Cabrera responded to this incident.

Safety Administrator Acfalle determined in his findings that a 20-foot Isotainer was loaded with Ship's Gear No. 1 from dockside to Vessel Kota Hening. He stated that Winch Operator Quidachay relayed that the Ships GearNo.1 was too slow and that there were problems with the hoist. Safety Administrator Acfalle reported that Stevedore Supervisor II Patrick Alvarez and Stevedore Leader Jesse Quinata were on duty at the time of the incident. He also reported that the Isotainer had scratches on the right side of the container and on the front and the lower portion of the frame. Also, the 20-foot container was bent on the left upon impact. Safety Administrator Acfalle further determined that there was no spotter at the time the Isotainer was being lifted and that there was no tag line use during the operation.

Safety Administrator Acfalle concluded that the primary cause of this incident was due to mechanical failure and the actions of Winch Operator Quidachay in not following proper procedures when operating defective ships gear.

Safety Administrator Acfalle recommended that this incident be discussed by the Accident Review Board and then to provide its recommendation to the General Manager on this matter.

### **Hydraulic Oil Spill-Top Lifter 9-04 Case No. 51-17**

On Thursday, June 21, 2017, the GM received a report dated Tuesday, May 23, 2017 from Safety Administrator Vince Acfalle concerning a hydraulic oil spill from Top Lifter No. 9-04. According to Safety Administrator Acfalle Safety Inspector III Paul Salas had received a call that day from Transportation Leader Joaquin Meno reporting a hydraulic oil spill. Equipment Operator III Frank Santos was operating Top Lifter 9-04 in support of daily issuing and receiving of containers. He had just completed loading a 40-foot container by the Matson staging area and was on a standby when he noticed hydraulic oil leaking from underneath the Top Lifter. He shut down his equipment and notified Transportation Leader Meno of the incident.

Safety Inspector III Salas and Port Police II Joy Cruz responded to this incident



Safety Administrator Acfalle determined in his findings that Equipment Mechanic II Richard Flores had indicated that one of the hydraulic hose lines connected to the joystick had ruptured due to wear and tear. He also determined that there were approximately 2-quarts of hydraulic oil that spilled onto the pavement and was cleaned up by the Transportation personnel with the use of absorbent sand and pads. The National Response Center was notified and Report No. 1179036 was issued.

Safety Administrator Acfalle concluded that the primary cause of this incident was due to a defective hydraulic hose. He recommended that the Fleet Mechanic Division perform preventive maintenance inspections on all equipment and identify potential mechanical problems before they occur. He also recommended that this incident be discussed by the Accident Review Board and then to provide its recommendation to the General Manager on this matter.

### **Property Damage – Tractor T-102 Case No. 52-17**

On Wednesday, June 21, 2017, the GM received a report dated Tuesday, May 23, 2017 from Safety Administrator Vince Acfalle concerning damage to Tractor No. T-102 breakaway nipple. According to Safety Administrator Acfalle, Safety Inspector III Paul Salas received a call from Transportation Leader Joaquin Meno reporting the property damage. Equipment Operator II Herbert Perez was operating Tractor T-102 and was assigned to the Vessel RJ Pfeiffer operations and stated that as he was reversing a 40' container into a parking stall at Area J, he noticed one of the breakaway nipples to the air hose had snapped off. He then immediately stopped the tractor and notified Transportation Leader Meno of the incident.

Safety Inspector III Salas and Port Police Joy Cruz (PO II) responded to this incident.

Safety Administrator Acfalle determined in his findings that Equipment Mechanic II Richard Flores indicated that the half inch break away plastic fitting mounted to the tractor broke off due to wear and tear. He stated that the plastic break-away fitting is a safety device used as a precautionary measure when glad hand is still engaged or when service lines are stretched out.

Safety Administrator Acfalle concluded that the cause of the incident was due to the breakaway plastic fitting being worn and brittle.

Safety Administrator Acfalle recommended that this incident be discussed by the Accident Review Board and then to provide its recommendation to the General Manager on this matter.

### **Property Damage – Matson Chassis Landing Gear Case No. 53-17**

On Tuesday, June 13, 2017, the GM received a report dated Wednesday, May 24, 2017, from Safety Administrator Vince Acfalle concerning property damage to the landing gear of a Matson

chassis. According to Safety Administrator Acfalle, Detailed Safety Inspector II Robert Lau received a call from Transportation Leader Anthony Concepcion reporting the property damage. Equipment Operator II Christopher Waki was draying a 20-foot chassis from Area P to Matson Vessel Olomana to retrieve another container that was being discharged. Equipment Operator II Waki was traveling west through Area P and upon crossing over a storm drain the landing leg shoe struck a 1-inch metal plate used to cover the drain causing the left landing leg to buckle.

Detailed Safety Inspector II Robert Lau and Port Police II James Sandlin responded to this incident.

Safety Administrator Acfalle determined in his findings that Equipment Operator II Waki did not crank the landing high enough to clear an uneven surface. The landing legs were less than 4-inches from the ground at the time of the incident. The left landing leg was bent in half as a result of this incident.

Safety Administrator Acfalle relayed that Transportation Leader Kin Meno stated that when traveling inside the Port Compound it is recommended to crank the landing legs to at least 6-8 inches of the ground.

Safety Administrator Acfalle concluded that the primary cause of this incident was the operator's failure to inspect the height of the chassis' landing gear.

Safety Administrator Acfalle recommended that all Equipment Operator's adjust the height of the landing legs when inside Port Compound. He also recommended that this incident be discussed by the Accident Review Board and then to provide its recommendation to the General Manager on this matter.

### **Coolant Spill from Top Lifter No. 9-06 Case No. 54-17**

On Tuesday, June 13, 2017, the GM received a report dated Wednesday, May 24, 2017 from Safety Administrator Vince Acfalle concerning a coolant spill from Top Lifter No. 9-06. According to Safety Administrator Acfalle Detailed Safety Inspector II Robert Lau had received a call from Transportation Leader Kin Meno reporting a coolant spill. Equipment Operator III Ken Meno parked Top Loader No. 9-06 by CFS building and went to sign in for duty at the Transportation Dispatch Office. Upon returning to the Top Loader he heard a hissing sound altering him to check his surroundings. He then noticed coolant on the pavement and immediately notified Transportation Leader Meno of the incident.

Safety Inspector II Robert Lau and Port Police II Mike Franquez responded to this incident.

Safety Administrator Acfalle determined in his findings that Heavy Equipment Mechanic II Nestor Jardeleza indicated that the return line from the cylinder head ruptured due wear and tear

which caused the coolant to leak out. There was approximately 1-gallon of coolant that had escaped from the radiator. Absorbent pads were used for the clean up by Transportation personnel and the National Response Center was notified of this incident and issued Report No. 1179149. Safety Administrator Acfalle concluded that the primary cause of the incident was due to wear and tear on the return line hose.

Safety Administrator Acfalle recommended that this incident be discussed by the Accident Review Board and then to provide its recommendation to the General Manager on this matter.

### **Oil Spill at F-3 Case No. 55-17**

On Tuesday, June 13, 2017, the GM received a report dated Thursday, May 25, 2017 from Safety Administrator Vince Acfalle concerning an oil spill at F-3. According to Safety Administrator Acfalle, Safety Inspector II Joshua Candoleta had received a call from Program Coordinator II Paul Cruz who was informed by Program Coordinator III Frank Lujan that he was running a test on the Fire Pump at F-3 dockside when he noticed engine oil leaking on the ground. He immediately turned off the pump and notified the Fleet Mechanic Shop.

Safety Inspector II Candoleta and Port Police II Joy Cruz responded to this incident.

Safety Administrator Acfalle determined in his findings that Equipment Mechanic II Jerome Leon Guerrero indicated that the engine oil was leaking from the turbo oil release valve hose on the Fire Pump was busted due to wear and tear. He also determined that approximately half a cup of engine oil had escaped from the valve and that absorbent pads were used by the Fleet Mechanic personal to clean up the spill. The National Response Center was notified and Report No. 1179252 was issued.

Safety Administrator Acfalle concluded that the primary cause of this incident was due to wear and tear on turbo oil release valve hose.

Safety Administrator Acfalle recommended that this incident be discussed by the Accident Review Board and then to provide its recommendation to the General Manager on this matter.

### **Property Damage – Matson Chassis Landing Gear Case No. 56-17**

On Tuesday, June 13, 2017, the GM received a report dated, May 25, 2017, from Safety Administrator Vince Acfalle concerning property damage to the landing gear of a Matson Chassis. According to Safety Administrator Acfalle, Safety Inspector II Kenneth Santos received a call from Stevedore Supervisor Reed Topasna reporting the property damage. Equipment Operator II Frank Mendiola was operating Tractor-95 and was draying a 20-foot chassis from the Vessel Kota Hakim to Area P for grounding. Equipment Operator II Mendiola

was traveling east through Area P and upon crossing over a storm drain the landing leg shoe struck a 1-inch metal plate used to cover the drain causing the left landing leg to buckle.

Safety Inspector II Kenneth Santos and Port Police II James Sandlin responded to this incident.

Safety Administrator Acfalle determined in his findings that Equipment Operator II Mendiola did not crank the landing high enough to clear an uneven surface. The landing legs were less than 4-inches from the ground at the time of the incident.

Safety Administrator Acfalle relayed that Transportation Leader Kin Meno stated that when traveling inside the Port Compound it is recommended to crank the landing legs to at least 6-8 inches of the ground. The right landing leg was bent in half and there was minor damage to the one inch metal plate.

Safety Administrator Acfalle concluded that the primary cause of this incident was the operator's failure to inspect the height of the chassis' landing gear.

Safety Administrator Acfalle recommended that all Equipment Operator's adjust the height of the landing legs when inside Port Compound. He also recommended that this incident be discussed by the Accident Review Board and then to provide its recommendation to the General Manager on this matter.

### **Industrial Accident Involving Top Lifter No. 9-06 Case No. 57-17**

On Tuesday, June 13, 2017, the GM received a report dated Wednesday, May 31, 2017, from Safety Administrator Vince Acfalle concerning an industrial accident involving Top Lifter No. 9-06. According to Administrator Acfalle, Safety Inspector II Paul Salas had received a call from Transportation Leader Joaquin Meno reporting property damage to Top Lifter No. 9-06. Equipment Operator III Kevin Sanchez was the operator of Top Loader No. 9-06 and was assigned to prep and ground containers at foreign staging area HB-5. Equipment Operator III Sanchez stated he had just completed stacking a 40-foot container onto a two-high stack and began to reverse. It was during this process that the left side of the spreader arm struck the center of the container causing damage.

Safety Inspector II Paul Salas and Port Police II Mike Franquez responded to this incident.

Administrator Acfalle determined in his findings that Equipment Operator III Sanchez was reversing and adjusting the spreader arm of the Top Lifter thinking he had enough clearance from the container. However, this action resulted in 24-inch hole at the center of the container. Administrator Acfalle also determined that there were minimal damages noted to the left side of the spreader arm of the Top Loader. Equipment Mechanic Supervisor John Leon Guerrero had

conducted an inspection on the spreader arm and stated that the equipment was in good working condition.

Administrator Acfalle concluded that the primary cause of the incident was due to inattention and complacency by Equipment Operator III Sanchez.

Safety Administrator Acfalle recommended that this incident be discussed by the Accident Review Board and then to provide its recommendation to the General Manager on this matter.

### **Property Damage Tractor No. 106 Case No. 58-17**

On Tuesday, June 13, 2017, the GM received a report dated, Tuesday, May 30, 2017, from Safety Administrator Vince Acfalle concerning property damage to Tractor No. 106. Safety Administrator Acfalle reported that Safety Inspector II Kenneth Santos had received a call that day from Stevedore Supervisor Junior Topasna reporting property damage to Tractor No. 106. Equipment Operator II Herbert Perez had been assigned to operate Tractor-106 and dray containers from the vessel Matson Manukai to Area F for staging. Equipment Operator II Perez stated a Concrete Fuel Tank on a flat rack was discharged off the Matson vessel and loaded onto his bare chassis. As he was exiting under the leg of Gantry No.6 he made a sharp right turn when the cargo he was draying (A Fuel Tank in cased in concrete) toppled off the chassis onto the ground. This resulted in damage to the concrete fuel tank.

Inspector II Santos and Port Police Mr. James Sandlin (POII) responded to the incident.

Safety Administrator Acfalle determined in his findings that a 12.5 ton Concrete Fuel Tank on a flat rack was discharged off the Matson vessel and was loaded onto bare chassis driven by Equipment Operator II Perez. Safety Administrator Acfalle added that the 5<sup>th</sup> wheel on the chassis was raised too high and the twist locks on the chassis were not in a lock position to secure the flat rack resulting in damage to the 5<sup>th</sup> wheel and boom arm, chassis and flat rack and damage to the concrete fuel tank.

Safety Administrator Acfalle concluded that Equipment Operator II Perez did not follow proper operating procedures by ensuring his load was secured before moving and raising the 5<sup>th</sup> wheel too high causing the load to be unbalanced. He added that Equipment Operator II Perez was scheduled to attend the Accident Prevention and Defensive Driving Courses.

Safety Administrator Acfalle recommended that this incident be discussed by the Accident Review Board and then to provide its recommendation to the General Manager on this matter.



# FEDERAL GRANT/LOANS & LOCAL FUNDING PROGRAMS

## FY2017 Port Modernization Plan

### Grant Strategy - Monthly Update

June 20, 2017

#### Summary Sheet of Funding/Financing

Port Modernization	Approved Amount	Expenditures	Remaining Balance	NOTES
Modernization	\$ 59,880,000.00	\$ 46,672,099.43	\$ 13,207,900.57	\$48.5M Port Enterprise Fund / \$10M US DOT TIGER GRANT H-Wharf
Security	\$ 1,378,886.00	\$ 23,384.68	\$ 1,355,501.32	
Marinas	\$ 490,703.00	\$ 93,512.55	\$ 397,190.45	Boating Infrastructure Grants
Port Police	\$ 24,000.00	\$ 10,395.51	\$ 13,604.49	Section 402 Highway Safety Funds
<b>Grand Totals:</b>	<b>\$ 61,773,589.00</b>	<b>\$ 46,799,392.17</b>	<b>\$ 14,974,196.83</b>	

Applications Pending	Requested Amount	NOTES
PAG Facilities Hardening Project	\$ 762,171.52	USDHS FEMA
<b>Grand Totals:</b>	<b>\$ 762,171.52</b>	

**PORT AUTHORITY OF GUAM - FEDERAL GRANT FUNDING PROGRAMS**

Tuesday, June 20, 2017

**I. Port Modernization**

I. Port Modernization										
ITEM	GRANT #	PROJECT NAME	Federal or Local Agency	Notice to Proceed	% Completed	Award Date / End Date	Award Amount	Draw Down Submitted	Remaining Balance	STATUS
FY2010-01	Port Enterprise Fund	Guam Commercial Port Improvement Program	DoD to DOT Maritime Administration Agency (IMABAD)	09/22/10	94.5%	9/22/2010 - 9/22/2015	\$ 48,500,000.00	\$ 45,840,578.39	\$ 2,659,421.61	As of April 7, 2017, remaining balance is to be dedicated to the procurement of additional yard equipment
FY2015-02	GR0706-15-11	Owner's Agent Engineer Support Services	Office of Economic Adjustment (OEA) DoD		60.3%	01/01/2015 - 12/31/2016 *Extension approved 12/31/2017 *Extension approved 12/31/2018	\$ 1,380,000.00	\$ 831,521.04	\$ 548,478.96	1-year grant extension request was submitted and approved. Grant performance period end date is now 12/31/2018. Contract renewal with OAE until Sept. 8, 2018 being processed. Task Order 2 services ongoing.
FY2016-01	DTMA91G1600007	Rehabilitation of "H" Wharf	US DOT		0.0%	7/29/2016	\$ 10,000,000.00	\$ -	\$ 10,000,000.00	PAG concurrently working to address bond financing.
GRAND TOTAL GRANTS FOR MODERNIZATION:							\$ 59,880,000.00	\$ 46,672,099.43	\$ 13,207,900.57	

**II. SECURITY**

II. SECURITY											
ITEM	GRANT #	PROJECT NAME	Federal or Local Agency	Notice to Proceed	% Completed	Award Date / End Date	Award Amount	Draw Down Submitted	Remaining Balance	STATUS:	
FY2014-02	EMW-2014-PU-00572	PAG Critical Infrastructure Cyber Security Assessment	FEMA Port Security Grant Program	Waiting on USDHS/FEMA grant award documents	14.8%	09/01/2014 - 08/31/2016 *Extension approved 08/31/2017	\$ 157,500.00	\$ 23,384.68	\$ 134,115.32	DMR and Secure Works completed the project as promised on June 9th. A formal presentation of the assessment's findings, recommendations, and next steps will be conducted by Secure Works to Management on Friday, June 16, 2017 at the Port Command Center EOC Room @9:00am.	
FY2015-01	EMW-2015-PU-00261	Maintenance and Sustainment Contract for the Port Command Center Port Wide CCTV and Access Control Systems	FEMA Port Security Grant Program	30-Sep-15	0.0%	09/01/2015 - 08/31/2018	\$ 178,070.00	\$ -	\$ 178,070.00	Maintenance contract with Secure West is in place. Work is ongoing.	
FY2015-02	EMW-2015-PU-00261	Upgrade and Refurbishment of Existing Damaged Security Light Poles and Fixtures at Strategic Port Locations	FEMA Port Security Grant Program	30-Sep-15	0.0%	09/01/2015 - 08/31/2018	\$ 317,827.00	\$ -	\$ 317,827.00	Canton Construction's purchase order was issued in January 2017 with a project completion date of 180 days which is slated for July 2017. As of this report, a progress update has not been submitted. The Port needs to be aware of potential liquidated damages that may have to be enforced.	
FY2015-01	FEMA Hazard Mitigation Assistance Grant Program	PAG Warehouse 1 Hardening Project	FEMA Hazard Mitigation Program	Waiting on USDHS/FEMA grant award documents	0.0%		\$ 75,629.00	\$ -	\$ 75,629.00	Port Procurement Division has moved forward with the procurement process. The next report should provide an awarded contractor in place.	
FY2016-01	EMW-2016-PU-00523-501	Acquisition & Installation of Additional Cameras at Strategic Port Facilities.	FEMA Port Security Grant Program	Waiting on USDHS/FEMA grant award documents	0.0%		\$ 174,644.00	\$ -	\$ 174,644.00	Status Quo - type of cameras has yet to be determined. Anticipate to complete SOW on or before July 1, 2017.	
FY2016-02	EMW-2016 PU-00523-501	Upgrade & Refurbishment of Existing Damaged Security Light Poles at Strategic Port Locations	FEMA Port Security Grant Program	Waiting on USDHS/FEMA grant award documents	0.0%		\$ 475,216.00	\$ -	\$ 475,216.00	Status Quo - SOW being developed by Engineering Division.	
GRAND TOTAL FOR SECURITY:									\$ 1,378,886.00	\$ 23,384.68	\$ 1,355,501.32

### III. MARINAS

ITEM	GRANT #	PROJECT NAME	Federal or Local Agency	Notice to Proceed	% Completed	Award Date / End Date	Award Amount	Draw Down Submitted	Remaining Balance	STATUS:
FY2014-02	F13AP001023	Harbor of Refuge A/E Design & Environmental Studies - Phase 1	DOI/F&WS/Dept. of Ag/DAWR	07/01/14	98.4%	10/1/2013 - 9/30/2015 Per DoIAG Grant & CLOSED	\$ 95,000.00	\$ 93,512.55	\$ 1,487.45	Supplemental Site Assessment was approved by DoIAG. PAG to proceed with procurement process for the construction of Pump Out Facility. Total Invoiced Process for Reimbursement amounted to \$99,512.55. CLOSED
FY2014-03	F14AP00191	Renovation of the Guam Harbor of Refuge Phase 2 - A/E Design, Repairs to Mooring, Acquisition of Pump out System & Shelter/Housing	DOI/F&WS/Dept. of Ag/DAWR	03/31/14	0.0%	10/26/2013 - 9/30/2016 *Extension approved 9/30/2017	\$ 86,181.00	\$ -	\$ 86,181.00	Supplemental Site Assessment was approved by DoIAG. \$14,931.00 Applied to Indirect Cost as indicated on Work Request. PAG to proceed with procurement process for the construction of Pump Out Facility. SOW completed. DoIAG to develop revised MOU
FY2016-01	F16AP00261	Harbor of Refuge Moorage Repairs - Phase 3	DOI/F&WS/Dept. of Ag/DAWR	09/13/16	0.0%	10/26/2013 - 9/30/2017	\$ 200,000.00	\$ -	\$ 200,000.00	DoIAG to develop revised MOU
FY2016-02	F16AF00566	Agat Marina Demolition of Dock B	DOI/F&WS/Dept. of Ag/DAWR	11/17/16	0.0%	6/1/2016 - 9/30/2017	\$ 109,522.00	\$ -	\$ 109,522.00	Amount approved for PAG is \$99,311 and Amount approved for DoIAG's Indirect Cost & Supplies is \$10,211. DoIAG to develop revised MOU
GRAND TOTAL FOR MARINAS:							\$ 490,703.00	\$ 93,512.55	\$ 397,190.45	

### IV. PORT POLICE HIGHWAY SAFETY

ITEM	GRANT #	PROJECT NAME	Federal or Local Agency	Authorization to Proceed	% Completed	Award Date / End Date	Award Amount	Draw Down Submitted	Remaining Balance	STATUS:
FY2017-01	PT17-03 OAPPO	Port Police - Section 402 Highway Safety Funds - Operation Adai He Hao (Watch Out!)	Department of Public Works/Office of Highway Safety	2/24/17	43.3%	10/1/2016 - 9/30/2017	\$ 24,000.00	\$ 10,395.51	\$ 13,604.49	Speed enforcement activities ongoing along Routes 11 and 1.
GRAND TOTAL FOR HIGHWAY SAFETY:							\$ 24,000.00	\$ 10,395.51	\$ 13,604.49	

### V. OTHER - POTENTIAL FUTURE GRANTS

ITEM	POTENTIAL FUTURE GRANTS	PROJECT NAME	Federal or Local Agency	COMMENTS	PAG Estimated Cost Share/Matching	Federal Cost Share	Total Amount	STATUS:
FY2016-01	Submitted 08/28/2015	PAG Facilities Hardening Project	USDHS FEMA		\$ 190,542.88	\$ 571,628.64	\$ 762,171.52	Subject for review and approval
Potential Future Grants:					\$ 190,542.88	\$ 571,628.64	\$ 762,171.52	



**PORT OF GUAM**

*ATURIDAT I PUETTON GUAHAN*

**Jose D. Leon Guerrero Commercial Port**

1026 Cabras Highway, Suite 201, Piti, Guam 96925

Telephone: 671-477-5931/35 Facsimile: 671-477-2689/4445

Website: [www.portguam.com](http://www.portguam.com)



Eddie Baza Calvo  
Governor of Guam

Ray Tenorio  
Lieutenant Governor

## **FINANCE-YTD- April 2017**

Financial Highlights

Income Statement

Balance Sheet

Accounts Receivable Aging Summary Report

Accounts Payable Summary

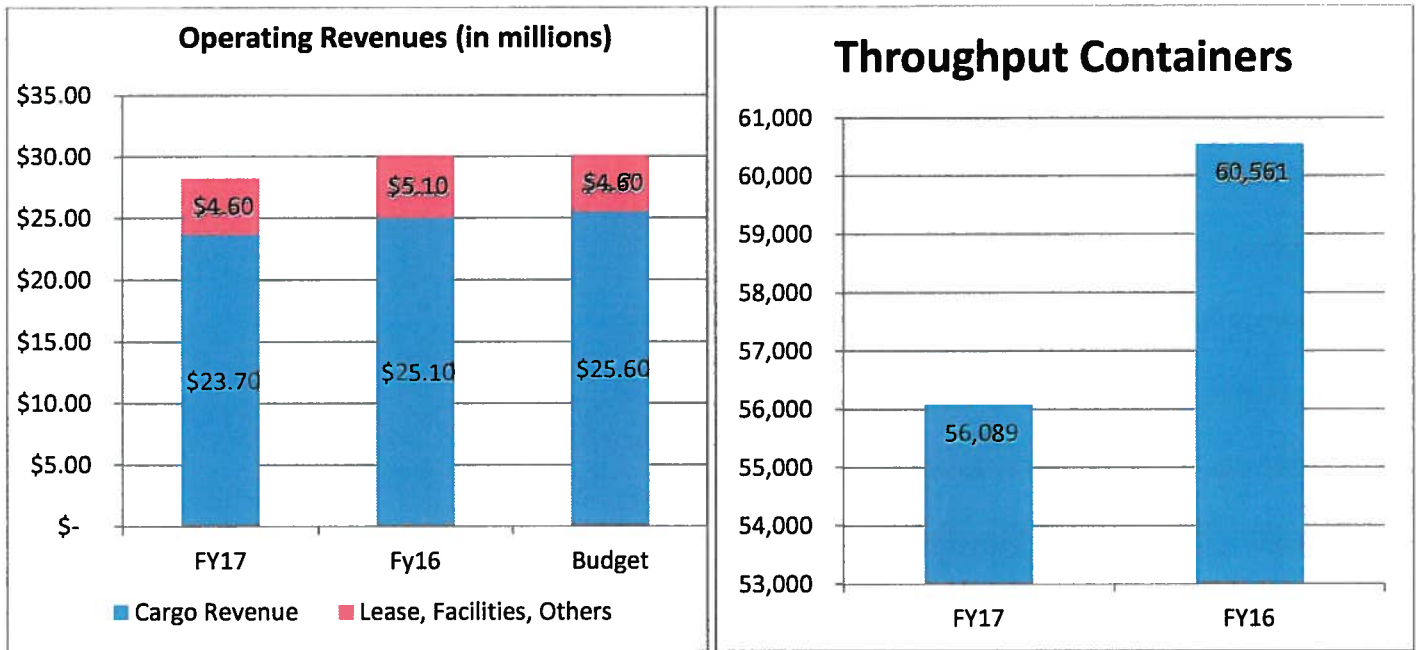
Budget Lift/Transfer Monthly Activities

Crane Surcharge Ledger

Facility Maintenance Ledger

## **Financial Highlights – YTD April FY2017**

### **Operating Performance:**



Total Operating Revenues as of April 2017 was \$28.3 million, which consist of \$23.7 million in cargo revenues and \$4.6 million in Facilities, Leases, and Other Services.

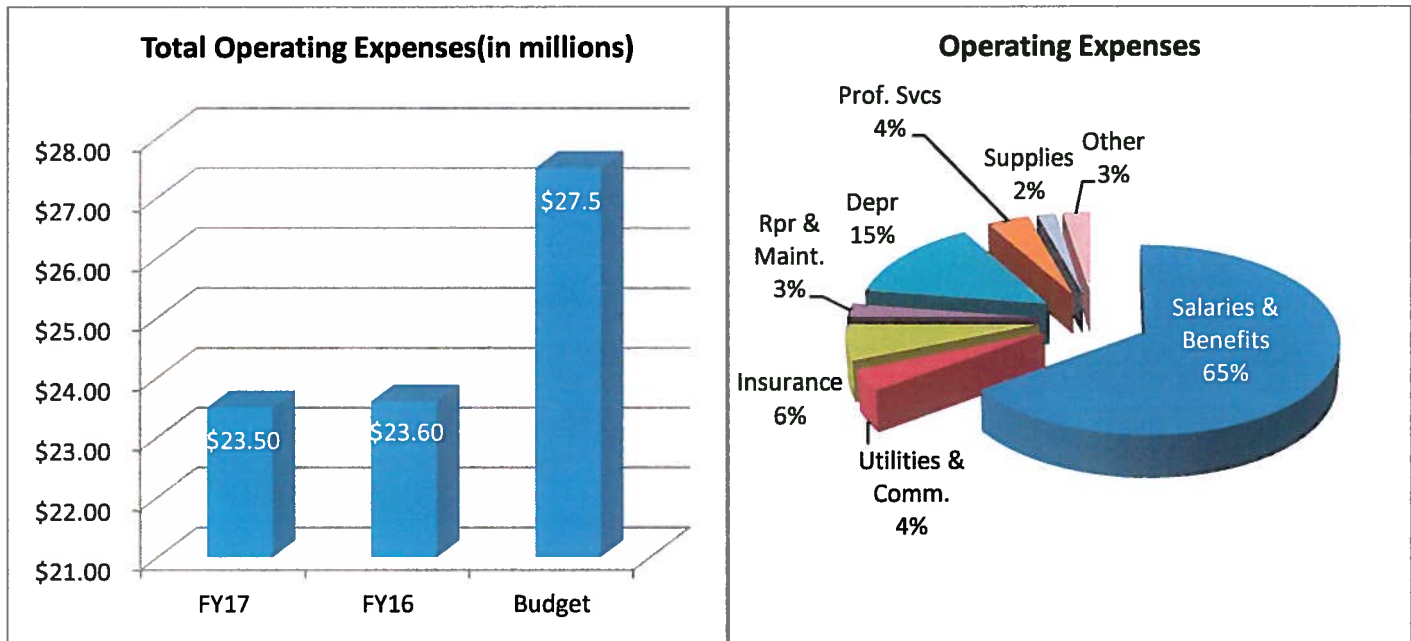
FY17 YTD cargo revenue is 6% lower than last year's total (\$25.1 mil) and 7% lower than Budget (\$25.6 mil).

FY17 YTD Facilities, Leases, and Other Services as of April is 9% lower than last year (\$5.1 mil) and less than 1% higher than budget (\$4.6mil).

Overall Operating Revenues as of April is 6% lower than Budget (\$30.2 mil) and 6% lower than last year's year to date April (\$30.2 mil).

Total number of containers handled as of April 2017 was 56,089 which is 7% lower compared to last year April total 60,561.





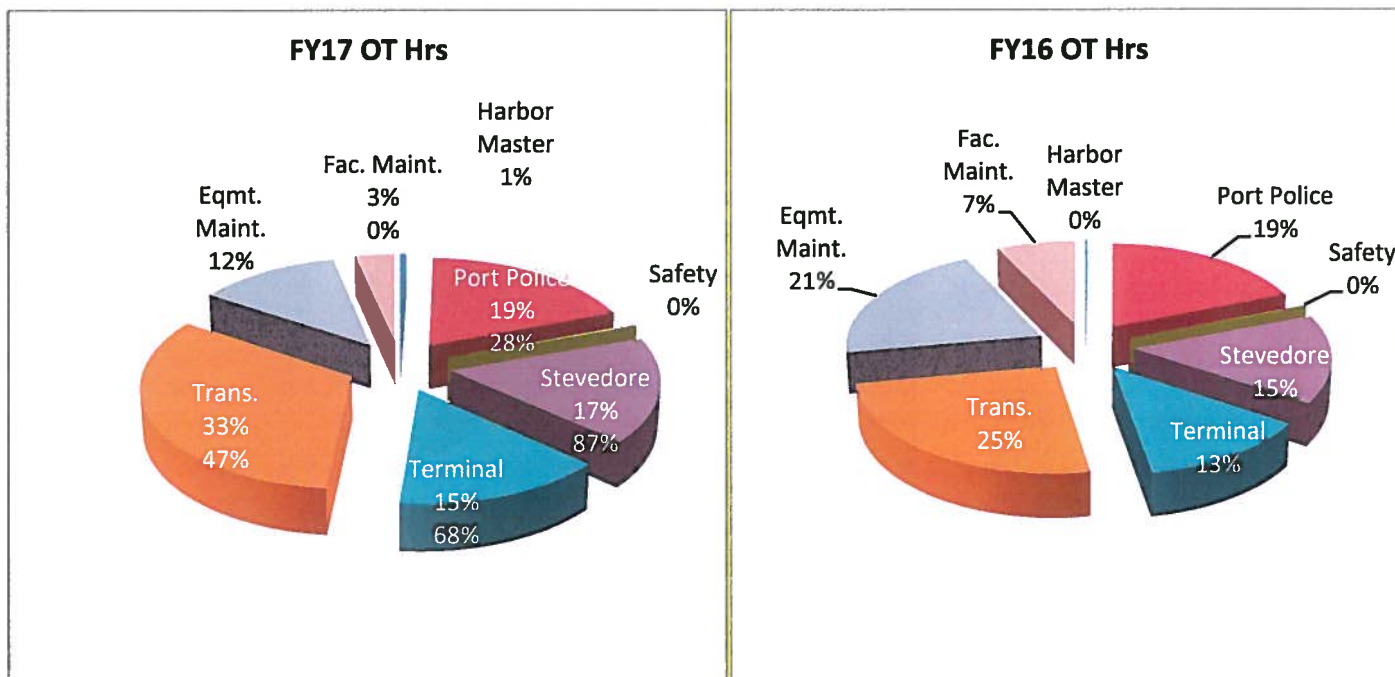
Total Operating Expenses as of April 2017 was \$23.5 million, which is 15% lower than Budget (\$27.5 mil) and less than 1% lower than last year's total operating expenses (\$23.6 mil).

Total Overtime as of April 2017 was \$1 million which is 13% higher than last year April (\$892 thousand). Direct Labor Revenue as of April was \$1.8 million, which is 6% lower than last year and 5% lower than budget. Direct Labor charges are for services performed by Port employees under special service request and differentials under the throughput.

Below is the breakdown of overtime for each division/section for FY17 and FY16 as of April:

Section	FY17	FY16	Budget 3rd Qtr	OT Revenue
Harbor Master	5,195	1,886	7,500	0
Port Police	182,418	164,713	187,500	51,472
Safety	4,461	2,191	5,250	0
Stevedore-Cargo Handling	164,136	127,302	164,250	141,440
-Rigger	365	5,429	3,750	897
Terminal	144,430	114,268	172,500	98,897
Transportation-Superintendent	37,772	35,173	56,250	0
-Crane Operator	80,383	56,584	117,000	26,064
-Equipt Operator	176,235	111,811	183,000	124,339
-Dispatcher	25,652	15,695	31,500	0
Maint.-Crane Maint.	61,492	68,725	71,250	0
-Preventive Maint.	18,474	19,646	30,000	0
-Fleet Maint.	11,660	64,348	45,000	0
-Welders	28,083	28,921	30,000	0
Facility Maint.-Building	11,776	5,439	17,250	0
-Elect./Refr.	20,801	57,136	46,500	0
Finance	19,232	12,854	12,750	917
Human Resources	3,882	0	0	0
Procurement	2,438	0	0	0
Information Technology	9,685	283	7,500	0
<b>TOTAL</b>	<b>1,008,570</b>	<b>892,404</b>	<b>1,188,750</b>	<b>444,026</b>

Port Police OT Revenue is due to Passenger Vessels or under special service request. Electrician revenue is due to special service requests.



Year to date Operating Revenues minus the Year to date Operating Expenses resulted to an Operating Income of \$4.9 million as of April 30, 2017.

Non Operating Revenues and Expenses consist of the following: \$1.8 million-Retirement contribution for COLA, Supplemental and Medical/Dental/Life Insurance expenses, \$651 thousand-Interest expense on loans and \$32k Interest Income. The net total of non operating expenses and revenues as of April is a negative \$2.4 million.

The Total Net Income as of April is \$2.5 million.

**Accounts Receivable Trade (net)** as of April 30, 2017 is \$5 million.

Aging Status is as follows: 75% - Current, 6% - over 30 days, 1% - over 60 days, 2% - over 90 days and 16% - over 120 days.

**Accounts Payable Trade** as of April 30, 2017 is \$500 thousand which is 45% lower than last month ending balance of \$918 thousand.

**Port Authority of Guam  
Income Statement  
With Budget Comparison (Unaudited)  
7 Months Ending 043017**

Current Month Actual	%	Last Year Actual	%	Budget	%	Chng	Year to Date			Last Year to Date			%	Chng	Budget	%	Chng
							Actual		%	Actual		%					
OPERATING REVENUES																	
CARGO THROUGHPUT REVENUES																	
1,324,436	33.6%	564,134	13.4%	496,617	1.67		9,145,518	32.3%		3,307,032	11.0%		11.0%	176.5%	3,525,537	1.59	
151,032	3.8%	980,301	23.3%	1,117,813	(0.86)		1,547,063	5.5%		7,714,575	25.6%		25.6%	-79.9%	7,935,469	(0.81)	
54,205	1.4%	92,550	2.2%	57,889	(0.06)		488,027	1.7%		752,859	2.5%		2.5%	-35.2%	644,371	(0.24)	
388	0.0%	642	0.0%	(427)	(1.91)		1,851	0.0%		5,936	0.0%		0.0%	-68.8%	6,425	(0.71)	
	0.0%				-			0.0%			0.0%		0.0%	0.0%		-	
30,013	0.8%	111,448	2.6%	26,525	0.13		307,024	1.1%		492,098	1.6%		1.6%	-37.6%	416,459	(0.26)	
2,916	0.1%	4,192	0.1%	6,306	(0.54)		36,087	0.1%		30,559	0.1%		0.1%	18.1%	35,232	0.02	
595	0.0%	3,194	0.1%	1,036	(0.43)		16,973	0.1%		20,230	0.1%		0.1%	-16.1%	17,122	(0.01)	
278	0.0%	66	0.0%	(89)	(4.13)		2,160	0.0%		1,082	0.0%		0.0%	99.6%	685	2.15	
10,004	0.3%	15,430	0.4%	(1,397)	(8.16)		50,472	0.2%		99,487	0.3%		0.3%	-49.3%	89,107	(0.43)	
1,573,868	39.9%	1,771,957	42.0%	1,704,273	(0.08)		11,595,176	40.9%		12,423,856	41.2%		41.2%	-6.7%	12,670,407	(0.08)	
OTHER CARGO RELATED REVENUES																	
							1,942	0.0%		18,061	0.1%		0.1%	-89.2%	15,613	(0.88)	
	0.0%	19,759	0.5%	(1,541)	(1.00)		699	0.0%		31,118	0.1%		0.1%	0.0%	25,204	(0.97)	
	0.0%		0.0%	(4,472)	-			0.0%			0.0%		0.0%	0.0%		-	
254,268	6.4%	232,751	5.5%	280,939	(0.09)		1,918,565	6.8%		2,078,215	6.9%		6.9%	-7.7%	2,148,337	\$	(0.11)
11,421	0.3%	10,935	0.3%	11,694	(0.02)		91,827	0.3%		72,606	0.2%		0.2%	26.5%	71,088	0.29	
	0.0%	218	0.0%	286	(1.00)		1,015	0.0%		1,146	0.0%		0.0%	-11.4%	2,110	(0.52)	
2,382	0.1%	3,317	0.1%	(1,075)	(3.22)		9,527	0.0%		20,592	0.1%		0.1%	-53.7%	17,663	(0.46)	
9,272	0.2%	9,294	0.2%	11,498	(0.19)		69,587	0.2%		70,029	0.2%		0.2%	-0.6%	72,782	(0.04)	
267,361	6.8%	255,918	6.1%	274,750	(0.03)		1,823,291	6.4%		1,941,058	6.4%		6.4%	-6.1%	1,924,534	(0.05)	
12,491	0.3%	14,451	0.3%	19,589	(0.36)		110,844	0.4%		119,859	0.4%		0.4%	-7.5%	130,061	(0.15)	
49,250	1.2%	26,771	0.6%	64,343	(0.23)		327,332	1.2%		260,019	0.9%		0.9%	25.9%	294,389	0.11	
423,340	10.7%	459,665	10.9%	401,983	0.05		2,780,116	9.8%		2,898,835	9.6%		9.6%	-4.1%	2,956,297	(0.06)	
52,732	1.3%	53,890	1.3%	55,573	(0.05)		390,377	1.4%		416,989	1.4%		1.4%	-6.4%	426,607	(0.08)	
45,464	1.2%	16,760	0.4%	49,354	(0.08)		249,416	0.9%		124,693	0.4%		0.4%	100.0%	159,190	0.57	
119,645	3.0%	163,739	3.9%	117,767	0.02		848,177	3.0%		1,033,579	3.4%		3.4%	-17.9%	1,000,721	(0.15)	
494,245	12.5%	515,736	12.2%	557,848	(0.11)		3,526,272	12.4%		3,608,094	12.0%		12.0%	-2.3%	3,696,190	(0.05)	
1,741,871	44.1%	1,785,154	42.3%	1,838,536	(0.05)		12,148,986	42.9%		12,694,893	42.1%		42.1%	-4.3%	12,940,786	(0.06)	
3,315,740	84.0%	3,557,111	84.4%	3,542,809	(0.06)		23,744,162	83.8%		25,118,749	83.2%		83.2%	-5.5%	25,611,193	(0.07)	

**Port Authority of Guam  
Income Statement  
With Budget Comparison (Unaudited)  
7 Months Ending 04/30/17**

Current Month Actual	%	Last Year Actual	%	Budget	%	Chng	Last Year to Date					
							Actual	%	Actual	%	Chng	Budget
NON OPERATING REVENUES												
FACILITIES												
88,100	2.2%	137,240	3.3%	127,958	(0.31)	FACILITIES USAGE MOBIL	719,398	2.5%	926,422	3.1%	895,706	(0.20)
254,429	6.4%	222,494	5.3%	237,442	(1.00)	FACILITIES USAGE TRISTAR	1,525,004	5.4%	1,433,463	4.7%	1,662,094	(0.08)
-	0.0%	52,500	1.2%	11,333	6.82	FACILITIES USAGE-CEMENT THRUPTUT	25,000	0.1%	157,500	0.5%	79,331	(0.68)
88,661	2.2%	15,731	0.4%	83,494	0.06	FACILITIES USAGE-SPACE RENTAL	623,120	2.2%	588,377	1.9%	584,458	0.07
21,905	0.6%	92,105	2.2%	92,105	(0.76)	FACILITIES LEASE INCOME	339,414	1.2%	387,314	1.3%	269,217	0.26
4,926	0.1%	3,945	0.1%	3,804	0.30	FACILITIES COMMON AREA MAINTENANCE FEE	36,144	0.1%	23,833	0.1%	26,628	0.36
3,030	0.1%	3,733	0.1%	3,328	(0.09)	FACILITIES SECURITY SURCHARGE RENTAL	21,508	0.1%	24,016	0.1%	23,296	(0.08)
630	0.0%	320	0.0%	283	1.23	WATER & LANDSLIDE ACTIVITIES	2,385	0.0%	1,505	0.0%	1,981	0.20
21,682	0.5%	22,485	0.5%	21,860	(0.01)	MARINA REVENUES	149,328	0.5%	149,791	0.5%	153,020	(0.02)
2,755	0.1%	4,043	0.1%	3,195	(0.14)	HARBOR OF REFUGE	19,780	0.1%	21,019	0.1%	22,365	(0.12)
126,985	3.2%	86,613	2.1%	100,000	0.27	DEMURRAGE	959,593	3.4%	937,333	3.1%	700,000	0.37
613,104	15.5%	641,208	15.2%	684,802	(0.10)	FACILITIES	4,421,174	15.6%	4,650,571	15.4%	4,418,096	0.00
OTHER FEES & SERVICES												
-	0.0%	-	0.0%	-	-	CLAIMS FEE	57	0.0%	-	0.0%	-	-
-	0.0%	-	0.0%	-	-	BULK SCRAP	-	0.0%	-	0.0%	-	-
-	0.0%	-	0.0%	-	-	MATERIAL USED	-	0.0%	-	0.0%	-	-
-	0.0%	-	0.0%	1,862	-	PASSENGER SERVICE	30,524	0.1%	16,762	0.1%	13,034	1.34
2,395	0.1%	1,606	0.0%	2,132	0.12	BUNKER	18,053	0.1%	16,437	0.1%	14,924	0.21
6,179	0.2%	8,348	0.2%	16,968	(0.64)	SPECIAL SERVICES	67,173	0.2%	76,363	0.3%	118,776	(0.43)
7,987	0.2%	6,444	0.2%	-	-	ELECTRICAL POWER	51,408	0.2%	41,059	0.1%	-	-
16,561	0.4%	16,398	0.4%	20,962	(0.21)	OTHER FEES & SERVICES	167,215	0.6%	150,621	0.5%	146,734	0.14
125	0.0%	885	0.0%	1,467	(0.91)	ADMINISTRATIVE FEES & SERVICES	732	0.0%	2,962	0.0%	10,269	(0.93)
REIMBURSEMENTS												
-	0.0%	-	0.0%	-	0	FEDERAL REIMBURSEMENT	-	0.0%	-	0.0%	-	-
-	0.0%	-	0.0%	-	-	EARTHQUAKE INSURANCE	-	0.0%	266,506	0.8%	-	-
-	0.0%	-	0.0%	-	-	TYPHOON INSURANCE	-	0.0%	-	0.0%	-	-
-	0.0%	-	0.0%	-	-	OTHER REIMBURSEMENT	-	0.0%	-	0.0%	-	-
-	0.0%	-	0.0%	-	-	REVENUE MINIMUM CHARGE	-	0.0%	-	0.0%	-	-
-	0.0%	-	0.0%	-	-	REIMBURSEMENTS	-	0.0%	-	0.0%	-	-
-	0.0%	-	0.0%	-	-	REIMBURSEMENTS	-	0.0%	256,506	0.8%	-	-
629,790	16.0%	658,491	15.6%	707,231	(0.11)	NON OPERATING REVENUES	4,589,121	16.2%	5,060,660	16.8%	4,575,099	0.00
3,945,530	100.0%	4,215,602	100.0%	4,250,040	(0.07)	TOTAL REVENUES	28,333,283	100.0%	30,179,410	100.0%	30,186,292	(0.06)



**Port Authority of Guam  
Income Statement  
With Budget Comparison (Unaudited)  
7 Months Ending 043017**

Current Month Actual	%	Last Year Actual	%	Budget	%	Chng	Year to Date		Last Year to Date		Budget	%	Chng	%
							Actual	%	Actual	%				
INDIRECT COSTS														
General & Administrative Expen														
(1,483,324)	-37.6%	(1,378,951)	-32.7%	(2,026,233)	(0.27)		(10,797,815)	-38.1%	(10,080,635)	-33.4%	(11,960,895)	(0.10)		(0.10)
(105,522)	-2.7%	(103,979)	-2.5%	(112,852)	(0.06)		(763,651)	-2.7%	(761,427)	-2.5%	(825,406)	(0.07)		(0.07)
(394,726)	-10.0%	(376,513)	-8.9%	(449,190)	(0.12)		(2,875,974)	-10.2%	(2,756,063)	-9.1%	(3,104,616)	(0.07)		(0.07)
(113,069)	-2.9%	(102,229)	-2.4%	(7,041)	15.06		(831,318)	-2.9%	(766,015)	-2.5%	(31,289)	25.57		25.57
(1,535)	0.0%	(5,833)	0.0%	(5,833)	(0.74)		(6,012)	0.0%	(12,305)	0.0%	(50,833)	(0.88)		(0.88)
(6,368)	-0.2%	(6,364)	-0.2%	(10,971)	(0.42)		(45,714)	-0.2%	(46,461)	-0.2%	(76,797)	(0.40)		(0.40)
	0.0%		0.0%		-			0.0%		0.0%		-		-
(102,633)	-2.6%	(31,781)	-0.8%	(157,333)	(0.35)		(830,765)	-2.9%	(885,655)	-2.9%	(1,101,331)	(0.25)		(0.25)
(203,001)	-5.1%	(177,727)	-4.2%	(202,698)	0.00		(1,472,895)	-5.2%	(1,176,633)	-3.9%	(1,746,516)	(0.16)		(0.16)
(13,112)	-0.3%		0.0%	(47,084)	(0.72)		(13,112)	0.0%		0.0%	(329,588)	(0.96)		(0.96)
(50,519)	-1.3%	(16,522)	-0.4%	(67,323)	(0.25)		(274,385)	-1.0%	(348,628)	-1.2%	(468,759)	(0.41)		(0.41)
	0.0%		0.0%		-			0.0%	(18,515)	-0.1%		-		-
(2,520)	-0.1%	(30,440)	-0.7%	(38,056)	(0.93)		(83,040)	-0.3%	(115,816)	-0.4%	(266,392)	(0.69)		(0.69)
(2,013)	-0.1%	(33,329)	-0.8%	(38,056)	(0.95)		(89,237)	-0.3%	(139,518)	-0.5%	(266,392)	(0.67)		(0.67)
(9,293)	-0.2%	(32,869)	-0.8%	(38,056)	(0.76)		(92,697)	-0.3%	(151,105)	-0.5%	(266,392)	(0.65)		(0.65)
(483,654)	-12.3%	(508,225)	-12.1%	(409,637)	0.18		(3,346,620)	-11.8%	(3,617,873)	-12.0%	(3,251,819)	0.03		0.03
	0.0%		0.0%	(5,584)	(1.00)		(1,156)	0.0%	(1,022)	0.0%	(49,090)	(0.98)		(0.98)
(78,144)	-2.0%	(33,039)	-0.8%	(175,609)	(0.56)		(411,927)	-1.5%	(550,004)	-1.8%	(997,165)	(0.59)		(0.59)
(3,431)	-0.1%	(3,331)	-0.1%	(70,252)	(0.95)		(29,144)	-0.1%	(23,634)	-0.1%	(491,764)	(0.94)		(0.94)
	0.0%		0.0%		-			0.0%		0.0%		-		-
(70,573)	-1.8%	(70,391)	-1.7%	(90,322)	(0.22)		(491,103)	-1.7%	(540,870)	-1.8%	(632,254)	(0.22)		(0.22)
(162,252)	-4.1%	(193,324)	-4.6%	(166,124)	(0.02)		(828,167)	-2.9%	(1,422,368)	-4.7%	(1,260,248)	(0.34)		(0.34)
	0.0%	(3,195)	-0.1%	(5,000)	(1.00)			0.0%	(19,170)	-0.1%	(35,000)	(1.00)		(1.00)
(11,651)	-0.3%	(21,321)	-0.5%	(28,574)	(0.59)		(100,506)	-0.4%	(82,096)	-0.3%	(190,016)	(0.47)		(0.47)
(28,032)	-0.7%	(27,393)	-0.6%	(13,542)	-0.3%		(79,757)	-0.3%	(76,282)	-0.3%	(94,794)	(0.16)		(0.16)
	0.0%		0.0%		0.0%			0.0%		0.0%		-		-
	0.0%	(152)	0.0%		0.0%		(11)	0.0%	(53,100)	-0.2%		-		-
	0.0%		0.0%		0.0%			0.0%		0.0%		-		-
(3,325,370)	-84.3%	(3,151,074)	-74.7%	(4,165,370)	(0.20)		(23,465,004)	-82.8%	(23,645,193)	-78.3%	(27,497,356)	(0.15)		(0.15)

Current Month Actual	% -----	Last Year Actual	% -----	Budget	% Chng -----	Year to Date				Last Year to Date			
						Actual	% -----	Actual	% -----	Actual	% -----	Actual	% -----
620,159	15.7%	1,064,528	25.3%	84,670	6.32	OPERATING INCOME (LOSS)	4,868,280	17.2%	6,534,217	21.7%	2,688,936	-25.5%	0.81
						OTHER INCOME (EXPENSE)							
	0.0%		0.0%	-	-	Other Income & Expense		0.0%		0.0			-
	0.0%		0.0%	-	-	Other Income		0.0%		0.0%			-
	0.0%		0.0%	-	-	Interest Income		0.0%		0.0%			-
	0.0%		0.0%	-	-	Interest Income		0.0%		0.0%			-
4,920	0.1%	7,519	0.2%	5,976	(0.18)	Interest Income	47,949	0.2%	(147,849)	-0.5%	41,832	-132.4%	0.15
(94,206)	-2.4%	(89,059)	-2.1%	(96,362)	(0.02)	Interest Expense-USA	(651,441)	-2.3%	(610,149)	-2.0%	(674,534)	6.8%	(0.03)
(40,965)	-1.0%	(3,541)	-0.1%	(1,917)	20.37	Other Expense	40,274	0.1%	37,414	0.1%	(13,419)	7.6%	(4.00)
(254,599)	-6.5%	(248,310)	-5.9%	(299,430)	(0.15)	Retirement Govt Contribution	(1,783,251)	-6.3%	(1,742,943)	-5.8%	(1,531,008)	2.3%	0.16
7,060	0.2%	263,461	6.2%	244,656	-	Federal Reimbursement	287,218	1.0%	2,699,225	8.9%	1,101,882	-89.4%	-
(139,888)	-3.5%	(47,496)	-1.1%	(74,116)	0.89	Federal Expenses	(301,145)	-1.1%	(464,597)	-1.5%	(513,412)	-35.2%	(0.41)
	0.0%		0.0%	(12,500)	(1.00)	Gain <Loss> on Asset Disposals	(2,240)	0.0%	(13,323)	0.0%	(87,500)	-83.2%	(0.97)
(517,678)	-13.1%	(117,427)	-2.8%	(233,693)	1.22	Other Income & Expense	(2,362,637)	-8.3%	(242,222)	-0.8%	(1,676,159)	875.4%	0.41
(517,678)	-13.1%	(117,427)	-2.8%	(233,693)	1.22	OTHER INCOME (EXPENSE)	(2,362,637)	-8.3%	(242,222)	-0.8%	(1,676,159)	875.4%	0.41
102,482	2.6%	947,101	22.5%	(149,023)	(1.69)	NET INCOME (LOSS)	2,505,643	8.8%	6,291,995	20.8%	1,012,777	-60.2%	1.47

	Amount Current	Amount Last Month End	Amount Last Year End	Change This Month	Change This Year
Total Assets					
Current Assets					
Cash on Hand	2,000.00	2,000.00	2,000.00		
Petty Cash Fund	100.00	100.00	100.00		
Cashier Change Fund					
Cash on Hand	2,100.00	2,100.00	2,100.00		
Incentive Award Fund					
First Hawaiian Bank-Incentive					
Incentive Award Fund					
Cash in Bank					
First Hawaiian Bank	8,726,435.41	8,134,723.11	7,317,313.90	591,712.30	1,409,121.51
Bank of Guam					
Bank of Hawaii	1,413,377.12	1,594,054.07	1,795,226.35	180,676.95	381,849.23
Citizen Security Bank					
Cash in Bank	10,139,812.53	9,728,777.18	9,112,540.25	411,035.35	1,027,272.28
Short Term Investments					
Bank of Guam	25,116,754.88	25,169,074.60	26,657,751.34	52,319.72	1,540,996.46
Citizen's Security Bank					
First Hawaiian Bank					
Bank Pacific					
Citibank					
Bank of Hawaii					
Oceanic Bank					
Gov Guam Employees Fed CU					
Short Term Investments	25,116,754.88	25,169,074.60	26,657,751.34	52,319.72	1,540,996.46
Account Receivable-Trade (Net)					
Accounts Receivable-Trade	5,733,720.50	5,614,230.04	5,009,767.39	119,490.46	723,953.11
Allow for Uncollectible Acct.	730,737.69	730,797.69	841,947.69		111,150.00
A/R-Clearing Account					
Account Receivable-Trade (Net)	5,002,922.81	4,883,432.35	4,167,819.70	119,490.46	835,103.11
Accounts Receivable-Other					
Accounts Receivable-DOA					
Accounts Receivable-Employee	2,469.09	3,647.30	5,902.30	1,178.21	3,433.21
Accounts Receivable-FEMA Reimb					
Accounts Receivable-Geda/Casam	11,675.02	111,150.00	600,890.89	99,474.98	589,215.87
Accounts Receivable-Other					
Accounts Receivable-Ins Procee					
Accounts Receivable-Other	14,144.11	114,797.30	606,793.19	100,653.19	592,649.08
Marina Receivables					
Accounts Receivable-Agat Marin	14,681.47	12,140.47	14,758.30	2,541.00	76.83
Accounts Receivable-GDP Marina	2,455.36	1,532.58	1,968.25	922.78	487.11
Accounts Receivable-Harbor Of	4,379.41	4,474.27	4,835.45	94.86	456.04

Port Authority of Guam  
Balance Sheet  
As of 04/30/17

00050 - Port Authority of Guam

	Amount Current	Amount Last Month End	Amount Last Year End	Change This Month	Change This Year
Marina Receivables	21,516.24	18,147.32	21,562.00	3,368.92	45.76-
Interest Receivables					
Bank of Guam					
Bank of Hawaii					
Bank Pacific					
CitiBank					
Citizens Security Bank					
First Hawaiian Bank					
GovGuam Emp.Fed.Credit Union					
Oceanic Bank					
Other					
Interest Receivables					
Prepaid Expenses	1,015,005.64	1,218,007.97	16,666.67	203,001.33-	998,339.97
Prepaid Insurance	555,997.69	661,972.74	45,647.92	105,975.05-	510,349.77
Prepaid Expenses	1,571,004.33	1,879,980.71	62,314.59	308,976.38-	1,508,689.74
Deferred Expenses					
Deferred Geda Addendum L/Lease Credit Note Reimbursement					
Deferred Expenses					
Current Assets	41,868,254.90	41,796,309.46	40,630,881.07	71,945.44	1,237,373.83
Non Current Assets					
Long Term Receivable	2,258,190.48	2,258,190.48	2,258,190.48		
Long Term Receivable-DOA	1,490,449.90	1,490,449.90	1,490,449.90		
Long Term Receivable-Geda	3,748,640.38-	3,748,640.38-	3,748,640.38-		
Allow for Uncollectible LT A/R					
Long Term Receivable					
Inventory-Computer	73,130.00	73,130.00	95,054.00		21,924.00-
Gas, Oil and Diesel Inventory	301,215.45	301,158.22	259,172.40	36.29-	140.64-
Supplies Inventory	1,261.89-	1,261.89-	259,650.56	61.23	41,568.89
Contra-Asset Inventory Adj.	53,981.29-	53,981.29-	1,210.77-		51.12-
Allowance for Obsolescence			70,781.97-		16,800.68
Inventory for Survey					
Inventory	319,138.03	319,113.09	282,884.22	24.94	36,253.81
Work In Progress					
Const Work in Progr-Local	9,304,374.85	9,289,274.85	9,070,053.17	15,100.00	234,321.68
Const Work in Progr-Federal	5,216,476.54	5,927,677.77	5,868,616.17	8,419.20	67,480.80
Const Work in Progr-FMF					216,476.54
Work In Progress	15,456,948.36	15,433,429.16	14,938,669.34	23,519.20	518,279.02
Non Current Assets	15,776,086.39	15,752,542.25	15,221,553.56	23,544.14	554,532.83



	Amount Current	Amount Last Month End	Amount Last Year End	Change This Month	Change This Year
Property, Plant & Equipment					
Land	3,563,000.00	3,563,000.00	3,563,000.00		
Land-Cabras	3,563,000.00	3,563,000.00	3,563,000.00		
Land					
Buildings	15,732,648.10	15,732,648.10	15,732,648.10		31,167.52
Buildings-Original					31,167.52
Buildings-Substation Shelters	116,493,908.20	116,493,908.20	116,462,740.68		
Buildings-Wharf Improvements	132,226,556.30	132,226,556.30	132,195,388.78		
Buildings					
Accumulated Depreciation-Build	15,187,725.89	15,185,325.54	15,170,923.44	2,400.35	16,802.45
AccDeprec-Buildings-Original					
AccDeprec-Buildings-Sub Shelter	28,474,912.47	28,211,892.43	26,633,966.98	263,020.04	1,840,945.49
AccDeprec-Buildings-Wharf Impr	43,662,638.36	43,397,217.97	41,804,890.42	265,420.39	1,857,747.94
Accumulated Depreciation-Build					
Furnishings & Equipment					
Air Tools	508,918.08	508,918.08	508,918.08		39,008.41
Communications Equip	1,463,272.51	1,534,824.92	1,502,280.92	1,552.41	1,987,736.00
Computer Equip	16,851,672.56	16,851,672.56	14,963,876.56		5,441.78
Crane Equip	1,992,631.26	992,691.26	998,133.04		480,641.00
Furnishings & Office Equip	1,463,319.00	1,463,319.00	982,678.00		
Forklift Equip					
Gantry 3 Relocation Cost	1,257,055.25	1,257,055.25	1,257,055.25		
Generator Sets	12,466.87	12,466.87	12,466.87		
Hand Tools	2,852.00	2,852.00	2,852.00		
Load & Unload Equip	6,999.00	6,999.00	6,999.00		
Mowing Equip	1,860,128.84	1,860,128.84	1,688,129.84		174,999.00
Other Equip	17,772.56	17,772.56	16,502.61		1,269.95
Power Tools	14,990.95	14,990.95	14,990.95		1,269.95
Safety Equip	339,724.65	337,118.65	334,218.65	2,606.00	1,740,016.00
Shop Equip	3,171,704.97	3,171,704.97	1,433,688.97		23,107.00
Tractors	1,840,023.87	1,840,023.87	1,863,130.87		
Vehicles & Motor Equip					
	29,803,592.37	29,872,538.78	25,465,930.66	68,946.41	4,337,661.71
Furnishings & Equipment					
Accumulated Depreciation-Furni					
AccDeprec-Air Tools	457,139.40	451,183.91	415,450.97	5,955.49	41,688.43
AccDeprec-Communications Eqt.	838,210.51	856,479.24	817,375.18	158,268.73	750,887.23
AccDeprec-Computer Equip	5,780,122.17	5,672,696.28	5,028,140.94	107,425.82	751,855.10
AccDeprec-Crane Equip	467,930.42	457,071.76	392,095.32	10,858.86	44,659.64
AccDeprec-Furnishings & Office	867,897.65	856,043.23	823,238.01	11,854.42	
AccDeprec-Forklift Equip					
AccAmort-Gantry 3 Relocation C	250,799.02	243,815.39	201,913.61	6,983.67	48,885.41
AccDeprec-Generator Sets	9,187.30	9,124.83	8,150.00	922.77	166.38
AccDeprec-Hand Tools	332.78	309.01	2,166.39	12.77	816.52
AccDeprec-Load & Unload Equip	3,139.55	3,032.90	2,333.00	116.55	
AccDeprec-Mowing Equip	1,053,691.47	1,036,810.77	936,439.39	16,880.70	115,252.08
AccDeprec-Other Equip					

	Amount Current	Amount Last Month End	Amount Last Year End	Change This Month	Change This Year
AccDeprec-Power Tools	8,030.86	7,855.42	6,802.78	175.44	1,228.08
AccDeprec-Safety Equip	892.30	171.84	159,010.01	178.45	14,882.30
AccDeprec-Shop Equip	173,222.87	171,840.85	1,089,176.19	2	14,982.86
AccDeprec-Tractors	1,218,526.56	1,195,887.93	647,440.55	22,728.97	130,380.37
AccDeprec-Vehicles & Motor Equ	708,357.47	688,844.72		19,512.75	60,916.92
Accumulated Depreciation-Furni	11,838,290.33	11,691,609.24	10,529,332.35	146,681.09	1,308,957.98
Capital Leases					
Capital Leases					
Capital Leases					
Accumulated Amortization-Capit					
AccAmort-Capital Leases					
Accumulated Amortization-Capit					
Pension-Deferred Outflows Res	4,451,753.43	4,451,753.43	4,451,753.43		
Pension-Deferred Outflow Res	4,451,753.43	4,451,753.43	4,451,753.43		
Pension-Deferred Outflows Res	4,451,753.43	4,451,753.43	4,451,753.43		
Property, Plant & Equipment	114,543,973.41	115,025,021.30	113,341,850.10	481,047.89	1,202,123.31
Total Assets	172,188,314.70	172,573,873.01	169,194,284.73	385,558.31	2,994,029.97
Total Liabilities & Capital					
Current Liabilities					
Accounts Payable					
Accounts Payable Custom					
Accounts Payable GSA					
Accounts Payable Others	139,301.16	139,301.16	246,464.12	417,297.21	107,162.96
Accounts Payable Trade	500,532.95	917,830.16	1,689,813.65		1,189,280.70
Accounts Payable Vouchered	5,843.00	5,843.00			5,843.00
Received Not Vouchered					
Accounts Payable	645,679.11	1,062,976.32	1,936,277.77	417,297.21	1,290,598.66
Current Loan Payable					
Current ANZ (USDA) Loan Payabl	89,626.30	107,546.33	212,348.85	17,920.03	122,722.55
CU ANZ (USDA) 12M Loan Payabl	267,283.03	317,263.39	633,883.34	52,320.36	368,539.31
CU BOG 10M SLE Loan Payable	172,282.66	117,263.12	477,350.74	54,973.46	416,060.48
CU BOG 2M USDA Direct Loan	112,320.66	134,582.23	266,750.74	22,261.57	154,430.08
Current Loan Payable	528,580.65	676,056.07	1,590,333.07	147,475.42	1,061,752.42
Due to Public Utilities					
Due to GPA					
Due to GFA					
Due to GWA					
Due to Public Utilities					
Accrued Interest Payable					

Port Authority of Guam  
Balance Sheet  
As of 04/30/17

00050 - Port Authority of Guam

	Amount Current	Amount Last Month End	Amount Last Year End	Change This Month	Change This Year
Accrued Interest Payable					
Accrued Interest Payable					
Deferred Revenues					
Deferred Revenues-DOD Moderniz					
Deferred Revenues-GEDA	61,769.01-	61,769.01-	61,769.01-		188,028.43-
Deferred Revenues-Creases	105,718.75	105,718.75	293,747.18		7,307.90-
Deferred Revenues-Marinas			330,347.72		330,347.72-
Deferred Revenues	43,949.74	43,949.74	569,633.79		525,684.05-
Deferred Revenues					
Accrued Expenses					
Accrued Payroll	750,922.81	710,988.96	665,854.05	49,933.85	95,068.76
Accrued Vacation Pay-Current	1,330,194.50	1,315,204.68	1,136,453.01	14,989.82	193,741.49
Accrued Vacation Pay					
Accrued Earthquake Cost					
Accrued Cola/Supplemental					
Accrued Typhoon Cost					
Accrued Medical Cost					
Accrued Medical Grant					
Accrued Insurance Payables	4,964.40	4,663.70	1,623.08	300.70	3,341.32
Employee Deductions Payable	300,357.93	288,849.77	266,555.16	11,508.16	33,802.77
Withholding Tax Payable					
Credit Union					
Accrued Miscellaneous Deductio					
Accrued Death & Disability Ins					
Retirement Contributions					
Deferred Compensation Plan Pay					
Accrued Expenses	2,396,439.64	2,319,707.11	2,070,485.30	76,732.53	325,954.34
Security Deposits					
Security Deposits - Space Leas	85,572.20	85,572.20	85,572.20		1,245.00
Security Deposits - Marinas	29,742.36	29,742.36	28,497.36		1,245.00
Security Deposits	115,314.56	115,314.56	114,069.56		
Capital Lease Obligations- Cur					
Capital Lease Obligations-Current					
Capital Lease Obligations- Cur					
Other Current Liabilities					
Reserve Shortage/Property Dama					
Lease Payable - GEDA					
Other Current Liabilities					
Current Liabilities	3,729,963.70	4,218,003.80	6,280,799.49	488,040.10-	2,550,835.79-
Non Current Liabilities					
Long Term Accrued Expenses					
Unfunded Retirement Contributi	42,317,421.00	42,317,421.00	42,317,421.00		

Port Authority of Guam  
Balance Sheet  
As of 04/30/17

00050 - Port Authority of Guam

	Amount Current	Amount Last Month End	Amount Last Year End	Change This Month	Change This Year
Accrued Vacation Pay-Long Term	401,957.81	401,957.81	401,957.81		
Accrued Sick Pay(DC)-Long Term	1,649,857.20	1,649,857.20	1,649,857.20		
Long Term Accrued Expenses	44,369,236.01	44,369,236.01	44,369,236.01		
Pension-Deferred Inflow of Res	4,565,083.00	4,565,083.00	4,565,083.00		
Pension-Deferred Inflow of Res	4,565,083.00	4,565,083.00	4,565,083.00		
Capital Lease Obligations					
Capital Lease Obligations					
Capital Lease Obligations					
Long Term Loan Payables	2,261,544.06	2,261,544.06	2,261,544.06		
LT-ANZ (USDA) Loan Payable 3.5	2,292,102.18	2,292,102.18	2,292,102.18		
LT-ANZ (USDA) Loan Payable 12M	8,294,667.02	8,294,667.02	8,294,667.02		
LT-BOG \$2M Direct Loan	1,434,001.05	1,434,001.05	1,434,001.05		
Long Term Loan Payables	21,282,314.31	21,282,314.31	18,243,091.36		3,039,222.95
Non Current Liabilities	70,216,633.32	70,216,633.32	67,177,410.37		3,039,222.95
Capital Contributions & Equity					
Contributions-Local Government	3,563,000.00	3,563,000.00	3,563,000.00		
Contributions-Land	3,283,688.19	3,283,688.19	3,283,688.19		
Contributions-Property & Equip	13,413,670.45	13,413,670.45	13,413,670.45		
Contributions-General Fund	107,000.00	107,000.00	107,000.00		
Contributions-G.E.P.A.	107,000.00	107,000.00	107,000.00		
Contributions-PAG (Portion of	17,567,358.64	17,567,358.64	17,567,358.64		
Contributions-Local Government	10,321,126.26	10,321,126.26	10,321,126.26		
Contributions-Federal Government	1,482,676.57	1,482,676.57	1,482,676.57		
Contributions-U.S. Govt Rehab	6,508,875.60	6,508,875.60	6,508,875.60		
Contributions-Economic Develop	53,763.30	53,763.30	53,763.30		
Contributions-U.S. Govt-Fema	18,376,441.73	18,376,441.73	18,376,441.73		
Contributions-Federal Governme	20,085,451.75	20,085,451.75	20,085,451.75		
Accumulated Earnings	79,877,721.25	79,877,721.25	79,877,721.25		
Accumulated Earnings (Deficit)	59,792,269.50	59,792,269.50	59,792,269.50		
Accumulated Earnings	2,505,647.81	2,403,166.02	5.00	102,481.79	2,505,642.81
Net Earnings (Loss)	98,241,717.68	98,139,235.89	95,736,074.87	102,481.79	2,505,642.81
Capital Contributions & Equity	172,188,314.70	172,573,873.01	169,194,284.73	385,558.31	2,994,029.97
Total Liabilities & Capital					



**Port of Guam**

**Aging Summary**

**As of April 30, 2017**

Number	Name	Open	Current	31 - 60	61 - 90	91 - 120	Over 120	Amount	Date	Remarks
14526	Cementon Micronesia, LLC	\$450,714.46		\$1,610.00	\$1,610.00	\$1,610.00	\$445,884.46	\$18,237.00	12/1/2017	Contract amendment with Legal
7384	Marianas Steamship Agency	\$1,027,994.31	\$733,097.43	\$16,237.78	\$3,635.64	\$113,795.20	\$161,228.26	\$677.04	6/7/2017	2nd Notice sent. Requesting that their account can be on cash basis.
14405	KVOG Broadcasting/MCS, LLC	\$107,745.97	-\$0.16	\$1,000.00	\$1,000.00	\$1,207.80	\$104,538.33	\$45.36	11/14/2012	With legal
7350	Consolidated Transportatio	\$867,999.73	\$811,849.53				\$56,150.20	\$89,388.45	6/16/2017	Letter submitted for consideration on interest.
7376	Matson Navigation Co.	\$2,346,002.79	\$2,155,367.48	\$132,383.38	\$21,105.04	\$106.92	\$37,039.97	\$445,054.65	6/6/2017	Sent an email to follow up on late invoices. No respond. Will prepare 2nd notice
15388	Guam Industrial Serv. Inc.	\$23,197.00					\$23,197.00	\$20,000.00	4/26/2017	Mgmt working on account
7368	Cabras Marine Corp	-\$58,222.09	-\$74,242.62		\$0.04	\$964.83	\$15,055.66	\$4,414.90	6/1/2017	Letter submitted for consideration on interest.
15240	AVANTI MARINE SPORTS	\$14,869.05					\$14,869.05	\$1,874.25	3/4/2016	On a list to be sent to collections
11848	Fantasea Charters/Velez, A	\$15,159.17	-\$0.33	\$449.82	\$449.82	\$449.82	\$13,810.04	\$25.00	5/5/2016	with collections
14171	Norton Lilly International	\$38,477.67	\$26,768.48		\$23.59		\$11,685.60	\$2,975.30	6/15/2017	A letter was submitted to consider waiving portion of interest. This is one hold up to their account.
7106	Shell Guam, Inc.	\$13,650.00		\$1,950.00	\$1,950.00	\$1,950.00	\$7,800.00	\$1,950.00	11/4/2011	Contract amendment with Legal
13044	Smithbridge Guam, Inc.	\$26,107.36	\$68.70	\$6,265.10	\$7,050.08	\$6,288.00	\$6,435.48	\$6,744.36	6/9/2017	Final notice sent.
14542	Heavy Equipment Rental Opt	\$7,292.91	-\$0.72	\$642.60	\$642.60	\$642.60	\$5,365.83	\$102.08	3/22/2017	Final notice sent. Account is terminated. May have to send to collections.
14283	Brand, Inc.	\$8,026.01	\$49.00	\$1,111.00	\$1,324.68	\$1,111.00	\$4,430.33	\$4,445.00	5/8/2017	Spoke with Commercial re: delinquency.
14336	Cruz, Joseph L.	\$4,095.80	-\$250.61				\$4,346.41	\$250.61	5/17/2017	Late notice sent. Commercial and Cabras marina working on dispute
14610	U.S. Department of Homeland	\$3,684.62					\$3,684.62	\$6,631.02	1/27/2017	Government
11776	Customs and Quarantine Age	\$4,043.52		\$449.28	\$449.28	\$449.28	\$2,695.68			Government
13641	M.A.Y. (Guam) Inc.	\$2,945.05		\$85.68	\$85.68	\$85.68	\$2,688.01	\$400.28	1/8/2016	on a list to be sent to collections
9620	Alupang Beach Club	\$5,194.64	\$138.87			\$2,816.70	\$2,239.07	\$68.70	5/31/2017	Final notice sent. Sent commercial an email for status
14161	Isla Trucking	\$2,415.25	\$12.94	\$535.50			\$1,866.81	\$550.00	6/5/2017	2nd notice sent
14382	Sepety, Ulysess Y.	\$1,703.75					\$1,703.75	\$100.00	11/8/2016	with collection
14922	Jack Michael	\$1,495.00					\$1,495.00	\$500.00	9/20/2016	with collection
14622	Singenes, Sigeo I.	\$1,175.00					\$1,175.00	\$250.00	3/5/2015	On a list to be sent to collections
13219	SS Neptune, LLC Shuttle	\$897.48					\$897.48	\$368.96	6/18/2015	On a list to be sent to collections

Number	Name	Open	Current	31 - 60	61 - 90	91 - 120	Over 120	Amount	Date	Remarks
14384	Auto Marine Inc.	\$1,036.71	\$44.27	\$45.80	\$25.00	\$45.80	\$875.84	\$1,059.61	6/14/2017	Sent out notice to make payment or we disconnct water. Ms. Rita will contact tenant.
14482	Quinata, John M.	\$687.50					\$687.50	\$412.50	12/19/2016	Pending issue with Commercial.
14368	Tyco Electronics Subsea Co	\$569.59	\$66.88	\$31.24	\$0.80		\$470.67	\$12,732.04	6/7/2017	
7341	Ambyth Shipping & Trading	\$326,841.14	\$315,896.76	\$10,640.38			\$304.00	\$49,912.57	6/14/2017	Spoke with Mike \$304.00 Late invoice is in dispute with billing
14809	Department of Homeland Sec	\$267.38					\$267.38	\$4,885.94	5/4/2015	Government
9638	Asmuyao Community School	-\$419.50	-\$660.00				\$240.50	\$220.00	5/31/2017	Tenant has a dispute and is not willing to pay.
7923	Inchcape Shipping Services	\$91,889.71	\$55,011.03	\$36,515.40	\$218.37	\$0.10	\$144.81	\$30,061.89	6/7/2017	Late notice sent.
15491	Lizama, Jr. Kelly A	\$512.50	\$375.00				\$137.50	\$137.50	11/8/2016	Late notice sent
15040	Tyquengco, Joseph T.	\$137.50					\$137.50	\$137.50	6/5/2017	Tenant will be in to make payment
10225	Mobil Oil Guam, Inc.	\$162,503.99	\$161,217.43	\$1,159.08			\$127.48	\$80,904.44	6/15/2017	ACH payment being made
15103	Collier, Ernest	-\$500.00	-\$600.00				\$100.00	\$150.00	6/2/2017	\$100 balance has been in dispute since FY' 16. Informed Ms. Rita
13674	Coffman, John Randolph	-\$7.50	-\$105.00				\$97.50	\$382.50	5/31/2017	Will send out late notice. Mr. Randolph is aware of balance but unwilling to pay. Commercial is informed
14633	Eusebio, Ricardo B.	\$96.71					\$96.71	\$50.00	7/22/2016	Pynt mailed
15394	Castro, Rebecca Jean/Hotdo	\$92.00					\$92.00	\$83.64	8/16/2016	to be sent to collections.
14180	Coffman, Brent	\$527.50	\$487.50				\$40.00	\$162.50	3/30/2017	
1490	Guam Telephone Authority	\$341.57	\$307.43				\$34.14	\$153.23	5/31/2017	2nd Notice sent
12293	Bradford, William W.	\$27.50					\$27.50	\$220.00	6/1/2017	Tenant has a dispute and is not willing to pay.
9742	Duenas, Christopher M.	-\$50.00	-\$100.00		\$25.00		\$25.00	\$300.00	2/23/2017	Tried Calling tenant to clear outstanding. Unable to contact. No answer.
12373	Beighley, Jim/Mark Baldyga	-\$360.90	-\$375.00				\$14.10	\$25.00	5/15/2017	
15343	Sablan, Joel	\$7.92					\$7.92	\$7.92	5/5/2017	
14444	Office of the Governor of	\$43,295.88		\$43,295.80			\$0.08	\$43,295.80	6/1/2017	Government
7886	Guam Transport & Warehouse	\$1,092.19	\$21.13	\$535.50	\$535.50		\$0.06	\$535.50	6/14/2017	late notice sent out.
15275	EMMANUEL PHILIPPE RE	\$0.01					\$0.01	\$33.33	1/9/2015	suggest to write off
15522	The Church of Jesus Christ	\$0.01					\$0.01	\$318.32	12/7/2016	suggest to write off
14364	P.S.V. Corp./Joo, Gi Bum	\$6,083.29	\$77.37	\$2,117.38	\$1,862.76	\$2,025.78		\$4,386.84	5/22/2017	Final Notice sent
14778	IP&E Holding LLC	-\$424,245.25	-\$426,506.75	\$1,099.18	\$0.01	\$1,162.31		\$802.25	6/9/2017	
14381	Apra Dive & Marine Sports,	\$1,825.62	\$370.88	\$206.10	\$319.58	\$929.06		\$1,931.33	6/5/2017	
14061	AR Sunrises Canteen/Catering	\$1,902.09		\$634.03	\$634.03	\$634.03		\$1,300.00	5/8/2017	Will prepare late notice
14537	Fredrick, Bruce & Dianne	\$905.00	\$220.00	\$220.00	\$245.00	\$220.00		\$685.00	5/11/2017	2nd notice sent
9814	Fentress, Michael D.	\$167.00	-\$12.50			\$179.50		\$400.00	4/6/2017	Will prepare a late notice

Number	Name	Open	Current	31 - 60	61 - 90	91 - 120	Over 120	Amount	Date	Remarks
15523	Ly, Quang Minh	\$550.00	\$137.50	\$137.50	\$137.50	\$137.50		\$137.50	12/13/2016	Called to notify customer that he is several months behind. He will be in to make payment
7624	Micronesian Divers Assoc.,		-\$305.00		\$205.00	\$100.00		\$615.00	6/15/2017	
13914	Dacanay, Ann R.	\$50.00	\$25.00			\$25.00		\$90.00	5/9/2017	
12336	Wang, Jen-Nan	\$244.12			\$244.12			\$151.14	2/16/2006	
9363	Luen Fung Enterprises		-\$85.05		\$85.05					
15088	Shida, Paul H.	\$210.00	\$70.00	\$70.00	\$70.00			\$350.00	6/12/2017	
7587	American President Lines L	\$951,741.96	\$875,371.65	\$76,313.79	\$56.52			\$15,884.74	6/15/2017	
13089	Guam Fisherman's Cooperati	\$150.00	\$50.00	\$50.00	\$50.00			\$550.00	5/17/2017	
14429	Weilbacher, Walden	\$135.00	\$50.00	\$50.00	\$35.00			\$235.00	5/31/2017	
14485	Rains, Julian T.	\$162.50	\$137.50		\$25.00			\$275.00	5/31/2017	
14436	John C. Agnon/Myung J. Par	-\$275.00	-\$300.00		\$25.00			\$600.00	2/24/2017	
13653	Yu, Niko K.	\$56.00		\$40.00	\$16.00			\$256.00	6/15/2017	
15532	APL Guam	\$5.00			\$5.00			\$10.00	2/1/2017	
13422	Department of Agriculture	\$14,765.40		\$14,765.40				\$29,530.80	3/24/2017	
13696	Lotus Pacifica Trading, In	\$13,062.66	\$10,440.26	\$2,622.40				\$3,820.47	6/9/2017	
13537	Wang, Jackey	\$4,112.50	\$3,092.50	\$1,020.00				\$7,178.43	3/10/2017	
15551	Tereas, Samuel G.	\$412.50		\$412.50				\$137.50	6/2/2017	
13121	Tidewater Distributors Inc	\$801.50	\$412.20	\$389.30				\$5,253.75	6/12/2017	
15300	Berg, Julia	\$440.00	\$220.00	\$220.00				\$440.00	2/2/2017	
15467	Baird, Austin & Belinda	\$440.00	\$220.00	\$220.00				\$440.00	5/30/2017	
15301	James, Iosichy	\$270.00	\$132.50	\$137.50				\$135.00	5/18/2017	
12527	Paynter, Neil	\$109.92		\$109.92				\$412.50	2/3/2017	
11764	American Bureau of Shippin	\$235.11	\$156.74	\$78.37				\$640.48	6/8/2017	
15095	Chen, Steven	\$1,107.10	\$1,061.30	\$45.80				\$228.00	1/20/2017	
14145	Nadler, Landon	\$80.00	\$40.00	\$40.00				\$240.00	6/14/2017	
15529	Santiago, Tarcisia		-\$30.00	\$30.00				\$30.00	1/12/2017	
15554	Barcinas, John	\$15.00		\$15.00						
14642	Tristar Terminals Guam, In	\$174,463.63	\$174,463.63					\$208,995.45	5/30/2017	
13202	Department of Administrati	\$7,030.19	\$7,030.19					\$1,060.19	6/16/2017	
7763	Guam Dolphin's Marine Spor	\$938.90	\$938.90					\$2,087.74	6/2/2017	
14124	Guam Fire Department	\$560.00	\$560.00					\$80.00	1/26/2017	
15327	Petrick, Philip R.	\$550.00	\$550.00					\$700.00	5/3/2017	
15475	Tropical Island Marine Spo	\$453.20	\$453.20					\$1,802.10	6/14/2017	
14534	Martin, Dwight	\$400.00	\$400.00					\$300.00	1/25/2017	
9831	Fish Hook Inc.	\$360.00	\$360.00					\$360.00	6/1/2017	
15393	Dote, Chihiro	\$257.04	\$257.04					\$128.52	3/1/2017	
10217	Mars, Thomas Z.	\$245.00	\$245.00					\$220.00	5/25/2017	
14503	Fox, Norman	\$228.33	\$228.33					\$440.00	5/19/2017	



Number	Name	Open	Current	31 - 60	61 - 90	91 - 120	Over 120	Amount	Date	Remarks
14861	Talsacan, Nicholas	\$220.00	\$220.00					\$880.00	5/26/2017	
13532	Ahlf, Douglas J.	\$200.00	\$200.00					\$50.00	5/11/2017	
10778	Real World Diving	\$183.20	\$183.20					\$91.60	6/1/2017	
12446	Coam Trading (Guam) Co. Lt	\$163.44	\$163.44					\$171.23	5/11/2017	
12895	Bell, James C. or Cynthia	\$150.00	\$150.00					\$450.00	5/5/2017	
14443	Moritz, Lance	\$150.00	\$150.00					\$750.00	5/4/2017	
15207	SOUTH PACIFIC DREAM CORPOR	\$140.00	\$140.00					\$140.00	6/2/2017	
15563	Tereas, Jeremy	\$137.50	\$137.50							
10524	Orcutt, Kenneth D.	\$137.00	\$137.00					\$137.50	6/6/2017	
14658	Phillip, Vincer	\$132.50	\$132.50					\$295.00	5/4/2017	
13030	South Pacific Petroleum Co	\$102.20	\$102.20					\$256.62	6/1/2017	
14535	Young, Dione & Jerry	\$100.00	\$100.00					\$150.00	6/16/2017	
10743	Poppe, Edward/FISH INC	\$80.00	\$80.00					\$80.00	3/28/2017	
14447	Flores, Paul A	\$50.00	\$50.00					\$50.00	5/31/2017	
13536	Guam Lucky Strike, Inc./Jo	\$35.00	\$35.00					\$525.00	12/2/2016	
12851	Eric Bell	\$25.00	\$25.00					\$173.42	4/13/2017	
15377	Dewan World Wide Inc.	-\$0.01	-\$0.01					\$182.27	2/1/2016	
15344	SMITH, DON E.	-\$0.02	-\$0.02					\$149.03	12/18/2015	
10276	McDermott International[Ra	-\$0.03	-\$0.03					\$40.48	7/20/2015	
13453	Calma, Rustico Q.	-\$0.03	-\$0.03					\$84.84	10/28/2016	
8627	Bank of Guam	-\$0.05	-\$0.05					\$62.76	11/9/2016	
15480	L & P Corporation	-\$0.05	-\$0.05					\$255.25	8/18/2016	
15316	JC RENTALS GUAM	-\$2.00	-\$2.00					\$430.00	4/6/2017	
14752	Head, David	-\$2.50	-\$2.50					\$220.00	8/22/2016	
1392	PAYUMO, VIRGINIA C.	-\$30.00	-\$30.00					\$30.00	4/19/2017	
13773	Walker, Jon D./Reed, Marvi	-\$34.50	-\$34.50					\$34.50	6/15/2017	
13716	Aduana International	-\$36.46	-\$36.46					\$51.04	5/15/2017	
12397	Cruz, John R.	-\$40.00	-\$40.00					\$160.00	5/8/2017	
13677	Brown, Roy	-\$45.55	-\$45.55					\$174.45	5/17/2017	
1197	AQUAI, EARL T.L.	-\$50.00	-\$50.00					\$50.00	4/11/2017	
1314	LEON GUERRERO, JENNIFER AN	-\$50.00	-\$50.00					\$50.00	4/14/2017	
1749	CARBULLIDO, RITA B.	-\$50.00	-\$50.00					\$50.00	10/21/2016	
1824	CRUZ, KEVIN LEE T.	-\$50.00	-\$50.00					\$50.00	4/21/2017	
15398	TERLAJE, MIKE	-\$50.00	-\$50.00					\$50.00	4/4/2017	
15439	Hasogolmang, John	-\$50.00	-\$50.00					\$50.00	4/25/2017	
15537	Fitzgerald, Stephen	-\$50.00	-\$50.00					\$50.00	1/27/2017	
15567	MARIA ARTERO NURSERY	-\$50.00	-\$50.00					\$50.00	4/11/2017	
15574	Presnelli, Carlos	-\$50.00	-\$50.00					\$50.00	4/24/2017	
14909	Propacific Builder Corpora	-\$51.04	-\$51.04							
13190	GENTLY BLUE DIVING SHOP	-\$68.56	-\$68.56					\$102.84	12/13/2016	

Number	Name	Open	Current	31 - 60	61 - 90	91 - 120	Over 120	Amount	Date	Remarks
14791	Fong, Francis L	-\$71.93	-\$71.93					\$330.00	4/27/2017	
15456	Keith, Ken	-\$75.00	-\$75.00					\$40.00	6/6/2017	
9654	Baba, Hideharu	-\$80.00	-\$80.00					\$480.00	5/8/2017	
10621	Perez, Thomas L.G.	-\$80.00	-\$80.00					\$85.68	6/7/2017	
13040	Watson, Jonathan	-\$85.68	-\$85.68					\$100.00	10/18/2016	
12408	Marianas Yacht Club	-\$100.00	-\$100.00					\$105.00	6/2/2017	
12509	Hanley, Timothy F.	-\$105.00	-\$105.00					\$300.00	3/7/2017	
14409	Robinson, Merle Ann	-\$108.00	-\$108.00					\$58.76	1/27/2017	
14299	CANTON CONSTRUCTION	-\$117.52	-\$117.52							
11756	V.Angoco's Trucking	-\$134.54	-\$134.54					\$1,100.00	5/5/2017	
13314	Island Certs Corporation	-\$137.50	-\$137.50					\$137.50	6/6/2017	
14013	Brandt, Jim or Bonnie	-\$137.50	-\$137.50					\$300.00	10/21/2016	
15510	MCKENZIE, COLIN DOUGLAS	-\$150.00	-\$150.00					\$34,271.66	11/30/2011	
14776	MARAD	-\$169.45	-\$169.45					\$262.50	6/6/2017	
12394	Wong, Billy	-\$175.00	-\$175.00					\$627.43	4/26/2017	
13476	Isla Maritime Agency	-\$182.25	-\$182.25					\$22.90	5/23/2017	
9822	Osakana Cruise, Inc/Fish E	-\$188.62	-\$188.62					\$51.04	5/26/2017	
9478	Triple B Forwarders	-\$204.16	-\$204.16					\$1,237.50	3/30/2017	
14850	Hartup, Jason	-\$250.00	-\$250.00					\$825.00	12/15/2016	
12335	Liberty, Lawrence D / Sand	-\$275.00	-\$275.00					\$137.50	5/31/2017	
12424	Flores, Joaquin C.	-\$275.00	-\$275.00					\$150.00	6/7/2017	
15325	Kobayashi, Ronald	-\$300.00	-\$300.00					\$600.00	10/4/2016	
14907	Taitano, John	-\$304.00	-\$304.00					\$315.00	4/11/2017	
14582	Packbier, Paul E.R./PCR Gu	-\$310.00	-\$310.00					\$520.00	12/22/2016	
9697	Camacho, Antonio Frank C.	-\$320.00	-\$320.00					\$465.00	2/17/2017	
14533	Brochon, Michael	-\$320.00	-\$320.00					\$480.00	3/7/2017	
15205	RIDLON, DANIEL A	-\$320.00	-\$320.00					\$600.00	1/18/2017	
15290	Murrell, Robert Dan	-\$350.00	-\$350.00					\$600.00	3/28/2017	
15326	Campus, Hieu	-\$350.00	-\$350.00					\$385.56	6/1/2017	
8352	Paradise Aqua Corp.	-\$385.56	-\$385.56					\$933.05	6/14/2017	
9401	Tasi Tours Inc.	-\$398.05	-\$398.05					\$600.00	12/7/2016	
13545	Perez, Vincent T./Vern Per	-\$400.00	-\$400.00					\$600.00	11/14/2016	
9849	Flores, William A.	-\$450.00	-\$450.00					\$374.85	6/12/2017	
14290	DGX	-\$476.69	-\$476.69					\$245.26	6/14/2017	
14143	Salt Shaker Yacht Charter	-\$490.52	-\$490.52					\$175.00	5/30/2017	
10735	Plummer, Peter J.	-\$525.00	-\$525.00					\$357.50	5/22/2017	
14963	Castro, Jesse AR	-\$552.50	-\$552.50					\$750.00	3/29/2017	
15433	Pieske, Burghard	-\$600.00	-\$600.00					\$907.50	6/1/2017	
15152	SUNNY SIDE UP GUAM INC.	-\$605.00	-\$605.00					\$960.00	1/4/2017	
14210	Kaneshiro, Roger J., D.D.S	-\$640.00	-\$640.00							



Number	Name	Open	Current	31 - 60	61 - 90	91 - 120	Over 120	Amount	Date	Remarks
14694	Go Nakane	-\$650.00	-\$650.00					\$137.50	4/28/2017	
14968	Nguyen, Hoa Van	-\$720.00	-\$720.00					\$960.00	2/22/2017	
1487	Guam Federation of Teacher	-\$859.00	-\$859.00							
13191	Aguon, Sonja V. or Paul SN	-\$920.45	-\$920.45					\$340.00	4/28/2017	
15248	OJIMA, MAX HIDEO	-\$1,200.00	-\$1,200.00					\$1,800.00	10/26/2015	
14126	Margarita Charters	-\$1,409.36	-\$1,409.36					\$695.50	6/15/2017	
8483	Scuba Company	-\$2,249.10	-\$2,249.10					\$6,139.50	6/1/2017	
15334	KALS Corporation	-\$63,346.60	-\$63,346.60					\$2,714.75	6/12/2017	
12511	Hanson Permanente Cement o	-\$436,580.76	-\$436,580.76					\$172,000.00	3/17/2017	
	TOTAL	\$5,788,369.47	\$4,317,088.11	\$355,987.51	\$44,146.69	\$136,936.91	\$934,210.25			

Supplier	Supplier Name	Phone	Co	Balance Open	Current	61	90	91	120	Agging	121	0	Over
13280	America's Best El	671 6476674/7550N	00050	8586.42	8586.42								
15556	ADAMS MARINE SEMI	352 4471350	00050	11140.00	11140.00								
11173	AGUERO, DORIS C.	671 6475931/X217	00050	350.00	350.00								
14337	ALAN SEARLE & ASS	671 6424707	00050	3800.00	3800.00								
11168	Benson Guam Enter	671 4777562 (SALLY	00050	5631.16	5631.16								
13740	Benz Sign Supply	671 6493991ARIANE	00050	5971.24	107.34								
13495	BME & Son Inc.	671 6323338/63754	00050	67442.68	67442.68								
11831	Cash		00050	188.77	188.77								
12107	Copy Express Prin	671 6462679 (FRANC	00050	5.00	5.00								
77739	Cost-U-less	671 6494744/4766J	00050	179.00	179.00								
15241	CALVO OSCAR		00050	50.00	50.00								
14399	CANTON CONSTRUCT	671 5888882	00050	8419.20	8419.20								
14965	CARTIDGE WORLD G	671 6476535	00050	534.76	534.76								
77998	Diamond Auto Part	671 6494234/64605	00050	362.80	362.80								
15353	ERC Hardware Expr	671 7347789	00050	719.76	719.76								
15354	ERC Maintenance	671 7347789	00050	315.44	315.44								
14763	Fastenal Company	671 6481505	00050	678.33	319.13								
11954	First Class Trave	671 6493783/5	00050	14205.15	14205.15								359.20
9030	Foremost Crystal	671 7347192	00050	793.50	793.50								
11471	Gov't of Guam Ret	671 6324442	00050	324207.92	324207.92								
14507	Guam Home Center	671 6461851 (EDDIE	00050	79.56	79.56								
11786	Guam K-M univ. Vera	671 6372928	00050	84.00	84.00								
14238	Guam Modern Offic	671 5653509 (AGAT)	00050	79432.61	79432.61								
7851	Guam Power Author	671 6477800 (ROSE)	00050	142591.04	16260.02								126331.02
12186	Guam Waterworks	671 6688401	00050	750.96	200.96								550.00
14320	Heavy Equipments	671 6480440	00050	5452.70	5452.70								
14350	Home Depot Pacific	671 6495843/5844N	00050	970.49	970.49								
12152	Hydra-link Pacific	671 632.4956	00050	2153.38	2153.38								
13372	Industrial Pak Guam	671 6736.00	00050	6736.00	6736.00								
13152	Industrial Pr	671 6470345	00050	41.39	1.07								
13152	Industrial Pr	671 8888888/88875	00050	4235.00	4235.00								
13152	Industrial Pr	671 5414000	00050	18675.00	18675.00								
11976	Island Ltd	671 6535501/64923	00050	17.81	17.81								
13174	Island Carts Corp	671 6469524/9540	00050	1283.85	1283.85								
15034	IT&E	671 6490581	00050	377.40	377.40								
19281	J.V. International	671 6320311	00050	228.00	228.00								
13922	JOHNSTONE SUPPLY	671 6320311	00050	11.00	11.00								
11789	Kautz & Sons Glas	671 3560783	00050	6037.50	6037.50								
9339	Lab Safety Supply	800 549-8030	00050	112137.30	112137.30								
11971	Marine Technical	310 549-8030	00050	270.00	270.00								
77376	Matson Navigation	671 4755361-CSD 4	00050	868.25	868.25								
13831	Medpharm Corp.	671 6460306	00050	270.00	270.00								
11979	Megabyte	671 6496698	00050	1388.11	1388.11								
10188	Mid-Pac Far East	671 6325160/5169/	00050	3912.22	3912.22								
10250	Morrico Equipment	671 6491947FRANK	00050	17543.62	17543.62								
1128	MARQUEZ, FELICIAN	671 4775931/X221	00050	125.00	125.00								
15535	MODERN KONSTRAK	671 929-0878 CELL	00050	1995.00	1995.00								
15106	MORPHOTRUST USA	202 6884848	00050	624.25	624.25								
12510	N.C. Macario & As	671 6490901	00050	57110.00	57110.00								
10330	Napa Auto Parts	671 6376642/7141/	00050	626.48	626.48								
10356	National Office S	671 6465115 (EMILY	00050	1917.48	1917.48								
14711	National Trading	671 6471883	00050	986.00	986.00								
1662	NEDEDOG, THEODORE	671 4775931EXT.23	00050	248.00	248.00								
12528	NEW NW Corporatio	671 6477663	00050	400.00	400.00								
10399	Oceanic Lumber, I	671 6469111/3 (MYL	00050	339.80	339.80								
11811	Pacific Daily New	671 4721736 (FAEX2	00050	400.00	400.00								
						3.29				.95			
													36.08
													17.81
													13631.40

Port Authority of Guam  
Accounts Payable SummaryPage  
Date - 6/16/17  
As Of - 04/30/17

Supplier	Supplier Name	Phone	Co	Balance Open	Current	61	90	91	120	121	Over
10516	Pacific Data Syst	671 6484361/2	00050	4919.20	4919.20						
13196	Pacific Human Res	671 6316306/7/8	00050	1534.52	1534.52						
13901	Pacific Waste Sys	671 6461325/47222	00050	5099.20	5099.20						
12184	Pacific Welding S	671 4774365/47222	00050	927.00	927.00						
14197	Parsons Brinckerh	671 9884554 (MARIN	00050	118040.29	118040.29						
12114	Protective Coatin	671 6494627 (CLIFF	00050	707.91	707.91						
14631	Public Utilities	671 47211907	00050	17864.65	17864.65						
11439	PAG Goodwill & Mo	671 4775321	00050	299.00	299.00						
15385	PAT'S WINDOW TINT	671 647-7526	00050	350.00	350.00						
1161	PEREZ, DORA J.C.	671 4775331/EXT20	00050	350.00	350.00						
15341	PTI PACIFIC INC.		00050	8.82	8.82						
15144	R&E GARCIA LLC, D	671 6469287	00050	1488.00	1488.00						732.00
12301	Rainbow Paints Su	671 6496000	00050	3137.95	3137.95						
10823	Reaction Supply C	671 4725651	00050	3374.50	3374.50						
7093	Safety 1st System	671 6496440 DAVE	00050	20975.24	20975.24						
13030	South Pacific Pet	671 4728871 (OPERA	00050	1238.00	1238.00						
11076	Ten-Tak Supply Po	671 6465666 (KIN/D	00050	4726.18	4726.18						
13909	The Guam Daily Po	671 6491924 (CAROL	00050	3500.58	3500.58						
11983	Treasurer of Guam		00050	13263.48	12783.36						
12043	Triple J Commerci	671 6468233	00050	50.00	50.00						
14642	Tristar Terminals	671 5523300	00050	290.00	290.00						
1871	TAITANO, MARIA D.	671 4775331	00050	5215.00	5215.00						
15398	TERLAJE, MIKE	671 777-2262	00050	8775.45	8775.45						
15432	TRACK ME GUAM, LL	671 6496345	00050	8775.45	8775.45						
12542	United Tire	671 6496162	00050	33483.00	30859.00						
15074	UNITED AIRLINES	671 6458701	00050								
11956	Workers Compensat		00050								
00050	Port Authority of Guam			500532.95	346929.63	8778.74		.95			144823.63
	Grand Total			500532.95	346929.63	8778.74		.95			144823.63

PORT AUTHORITY OF GUAM

**Budget Transactions**

In the January 31, 2013 board meeting, Acting General Manager requested authorization from the Board of Directors to allow management to lift quarterly budget and be able to transfer money within divisions budget to give them the flexibility to manage their division. The Board of Directors approved the above request provided that the request be documented and that the Board be informed. Therefore, below are the current transactions.

[illegible]

# PORT AUTHORITY OF GUAM

Crane Surcharge					9.50%	BOG 0101-330971 50.1122.BOGCRANE	
60.5851					Sinking	Bank Bal.	
Date	Description	Amount	Balance	Remarks	Fund	Amount	Date
9/30/2016	Balance Forwarded		518,395.13		2,850,791.98	2,500,076.68	
10/20/2016	Loan Payment	(101,426.79)	416,968.34				
10/1/2016	Pola Insurance Prem	(260,000.00)	156,968.34				
10/31/2016	Revenues	530,272.93	687,241.27				
10/31/2016	Depreciation	\$ (66,666.67)	620,574.60				
10/31/2016	Pola 14 Exp 70.8390	(5,986.24)	614,588.36				
	Pola 16 Exp 70.8391	\$ (5,712.32)	608,876.04				
	Pola 17 Exp 70.8392	\$ (4,633.84)	604,242.20			54,163.20	10/26/2016
	Gantry 3	\$ -	604,242.20				
	Reserve	\$ (50,375.93)	553,866.27		50,375.93	266.34	10/31/2016
	PMC	\$ -	553,866.27				
	CIP	-	553,866.27				
11/20/2016	Loan Payment	(101,426.79)	452,439.48				
11/30/2016	Revenues	612,053.00	1,064,492.48				
11/30/2016	Depreciation	\$ (66,666.67)	997,825.81			105,109.04	11/4/2016
11/30/2016	Pola 14 Exp 70.8390	(4,437.08)	993,388.73			433994.85	11/17/2016
	Pola 16 Exp 70.8391	(6,295.50)	987,093.23			290.41	11/30/2016
	Pola 17 Exp 70.8392	(4,646.19)	982,447.04				
	Gantry 3	-	982,447.04				
11/30/2016	Reserve	(58,145.04)	924,302.01		58,145.04		
	PMC	-	924,302.01				
12/20/2016	Loan Payment	(101,426.79)	822,875.22				
12/31/2016	Revenues	\$ 479,032.06	1,301,907.28				
12/31/2016	Depreciation	\$ (66,666.67)	1,235,240.61				
12/31/2016	Pola 14 Exp 70.8390	\$ (11,059.48)	1,224,181.13				
12/31/2016	Pola 16 Exp 70.8391	(9,380.87)	1,214,800.26				
12/31/2016	Pola 17 Exp 70.8392	\$ (7,886.21)	1,206,914.05				
12/31/2016	Gantry 3	\$ -	1,206,914.05				
12/31/2016	Reserve	\$ (45,508.05)	1,161,406.00		\$ 45,508.05	436,359.02	12/5/2016
12/31/2016	Crane Certification	\$ (4,450.00)	1,156,956.00			367.31	12/31/2016
1/20/2017	Loan Payment	(101,426.79)	1,055,529.21				
1/31/2017	Revenues	438,210.54	1,493,739.75				
1/31/2017	Depreciation	\$ (66,666.67)	1,427,073.08				
1/31/2017	Pola 14 Exp 70.8390	\$ (10,458.21)	1,416,614.87				
	Pola 16 Exp 70.8391	(7,031.47)	1,409,583.40				
	Pola 17 Exp 70.8392	\$ (6,010.95)	1,403,572.45				
	Gantry 3	-	1,403,572.45			374.82	1/31/2017
1/31/2017	Reserve	(41,630.00)	1,361,942.45		41,630.00		
2/20/2017	Loan Payment	(101,426.79)	1,260,515.66			57675.69	02/02/17
2/28/2017	Revenues	\$ 446,279.60	1,706,795.26			27,983.45	02/17/17
2/28/2017	Depreciation	\$ (66,666.67)	1,640,128.59			401663.47	02/27/17
2/28/2017	Pola 14 Exp 70.8390	(3,816.80)	1,636,311.79			345.86	02/28/17
	Pola 16 Exp 70.8391	\$ (14,771.91)	1,621,539.88				
	Pola 17 Exp 70.8392	(15,193.10)	1,606,346.78				
2/28/2017	Reserve	\$ (42,396.56)	1,563,950.22		\$ 42,396.56		
3/20/2017	Loan Payment	(101,426.79)	1,462,523.43				
3/31/2017	Revenues	526,179.04	1,988,702.47				
3/31/2017	Depreciation	\$ (66,666.67)	1,922,035.80			47023.12	3/17/2017
3/31/2017	Pola 14 Exp 70.8390	(44,761.58)	1,877,274.22			450088.29	3/21/2017
	Pola 16 Exp 70.8391	(44,032.09)	1,833,242.13				
	Pola 17 Exp 70.8392	\$ (45,034.33)	1,788,207.80				
3/31/2017	Reserve	(49,987.01)	1,738,220.79		49,987.01	443.98	3/31/2017
4/20/2017	Loan Payment	(101,426.79)	1,636,794.00				
4/30/2017	Revenues	494,244.60	2,131,038.60				
4/30/2017	Depreciation	\$ (66,666.67)	2,064,371.93				
4/30/2017	Pola 14 Exp 70.8390	\$ (2,520.37)	2,061,851.56			15,345.14	4/18/2017
	Pola 16 Exp 70.8391	\$ (2,012.50)	2,059,839.06			349,030.89	4/21/2017
	Pola 17 Exp 70.8392	\$ (9,292.50)	2,050,546.56			472.99	4/30/2017
4/30/2017	Reserve	\$ (46,953.24)	2,003,593.32		\$ 46,953.24		
4/30/2017	Crane Certification	(13,830.00)	1,989,763.32				
			1,989,763.32		3,185,787.80	4,881,074.55	





**PORT AUTHORITY OF GUAM**  
**Jose D. Leon Guerrero Commercial Port**  
**ENGINEERING/CIP DIVISION**  
**Piti, Guam 96925**

June 21, 2017

**MEMORANDUM**

TO: General Manager

FROM: Engineer Manager

SUBJECT: 2017 Summary Status – Ongoing & Proposed CIP Projects

---

The following is a summary list of the aforementioned subject. *Latest developments are italicized.*

<b>1) PROJECT:</b>	<b>Marine SLE Project, Wharf Repairs</b>
IFB NUMBER:	PAGCIP-014-005
CONTRACTOR:	BME & Sons Inc.
PROJECT AMOUNT:	\$4,541,635.00
DESIGNER:	Parson Brinkerhoff
PURCHASE ORDER:	No. 11332 OF
CHANGE ORDER:	\$45,000.00 (CO1), \$68,958.00 (CO2), (CO#3) \$492,120.50 (C.O.#4) \$299,384.73, (C.O. #5) \$6,353.59
TOTAL AMOUNT:	\$5,440,744.64
FUNDING SOURCE:	Port Authority of Guam
NOTICE TO PROCEED:	January 5, 2015
COMPLETION TIME:	May 17, 2016 (360CD+ 100 Days CO2, CO3 and CO4)
PAYMENT TO DATE:	\$5,373,301.96
BALANCE TO DATE:	\$67,442.68
CM COST:	\$459,724.54
AMENDMENT NO. 1	\$109,117.92
Amendment No.2	\$67,442.68
NEW CONTRACT AMOUNT	\$636,285.14
PAYMENT TO DATE:	\$636,285.14 (CM)
BALANCE TO DATE:	\$0
Construction Manager:	EMPSCO & Port Engineering/CIP Division
POINT OF CONTACT:	Danny Natividad, Proj. Manager (BME & Sons) Tel. # 632-3338 Iremar Gutierrez, Proj. Engr. (BME & Sons) Tel. # 777-4253 Jun Capulong, Consultant (EMPSCO) Tel. # 638-4716 Ferdie F. Cabuhat, Proj. QC (EMPSCO) CP # 988-4531 PAG ENGG/CIP Div.
WORK STATUS:	Bid opening was on 6/17/2014 & bid result has BME (\$4,541,635.00), Black Construction Corp. (\$4,677,318.00) & SmithBridge (\$8,978,324.88). Procurement is preparing the bid evaluation for management approval. Procurement is awaiting approval by PAG BoD for the Construction Manager budget. PNTP was issued on 9/29/2014. Contractor awaiting DPW Building Permit approval. NTP was issued on 1/5/2015 &

contractor start mobilization. Spur rail removal complete & asphalt pavement pouring is on 2/23-25/2015. Received divers certificate renewal copies & contractor to schedule the Wharf F3 debris removal work. Debris removal & drop-off anodes along Wharf F3 is complete & start prepping sheet pile for anode installation. On-going works under Wharf F5 concrete beams/columns for spalls & cracks. Wharf F3 anode installation is at 90% complete. Anode full welding installation is at Wharf F4 Sta.10+00. FRP material's ETA will be on 9/1/2015 & FRP techrep will be on island on 9/9/2015 to supervise the FRP installation underneath wharf F5. BME continue full welding anode installation in F4 @ Sta.11+00 & part of Wharf F6. FRP jacket installation & epoxy grout pouring was observed by the FRP techrep on 9/10-14/2015 & work set-up was approved.

Anode installation is on-going in F4, Sta.14+04 & in F5, Sta.14+05 to Sta.27+04. Work ongoing on Anode installation at F-5 & F-6 awaiting FRP materials and additional grout. ETA end of November. Work ongoing on Crack & Spalls. C.O. No.3 will be submitted for approval. BME and Trident Cross continue installation of Anodes under Wharf F-5. Proposed Change Order No. 3 was approved by PAG Management, awaits amendment of contract by procurement. BME and Trident Cross continue to work for the installation of FRP Jacket, Installation of Anodes at toe wall and starts working of the approved change order no. 3. Procurement Amending Contract for Construction Management (EMPSCO). BME continue working for the installation of Anodes in the Toe wall, return wall, Rear wall and repairs of fendering concrete support under F-5. Empsco monitor progress work and review RFI and Proposed Change Order No.4 for negotiations. Submitted Propose Change Order No.4 for PAG Gen. Managers approval. Conducted a pre final inspection of F-3 concrete bulkhead repair as part of change order no.3 on March 4, 2016 . BME completed installation and pouring of FRP jacket for repair of concrete column. Conducted Pre Final inspection of FRP and Beam repair under F-5 on March 21, 2016. Sea Engineering conducting an inspection of Anode installed at F-3 to F-6 on March 21 to 23, 2016. P.B. engineers will tentatively arrive Guam on March 30 and 31 for an inspection of the above subject. On March 25, 2016, PAG General Manager suspended Construction Management Services of EMPSCO for the MSLE project. Also, Installation of Anodes was suspended from BME and Trident Cross until further notice. Parson and Brinckerhoff with PAG Engineering conducted a pre-final inspection last March 30 to 31, 2016. A Punch lists was establish by P.B and PAG Engineering, BME contractor address the discrepancies listed on the punch list. A final inspection was conducted April 7, 2016 and all punch list items conforms as required to the project specifications. BME and Empsco awaits lifting of suspension for the Installation of Anodes as part of MSLE project. As per BME, PAG Management lifted suspension of anodes installation on 4/20/16. BME and subcontractor Trident Cross resume working at wharf F-3 4/25/16 for the punch lists

of installation of anodes. BME has up to May 17, 2016 to complete punch lists and project.

BME and subcontractor Trident Cross completed the correction of punch list items of the installation of Welded Anodes from Sea Engineering on May 16, 2017. Followed by an inspection by AWS Welder Inspector Greg Kaiser. And on May 5, 2016. Corrpro Cathodic Engineers conducted a continuity test of the installed anodes. A final report was submitted to C.M Empsco for final Close out documents, A coordination is ongoing between Empsco and Pro Marine to conduct a final under water inspection of the installed welded Anodes from F-3 to F-6 BME progress billing invoices no. 13,14, &15 and 10% retainage fee are still on hold by the General Manager.

Billing Invoice 13,14,15 was paid by PAG, Change Order No. 4 was also approved by PAG Management on June 10, 2016. Empsco subcontractor PMT conducted a final underwater inspection of welded anodes from F-3 to F-6 and completed on July 8, 2016. Inspection report was given to C.M. Empsco and submitted to PAG 7/18/16. As per progress meeting on July 19, 2016. All punch lists items found by Pro Marine will be repaired by BME and its subcontractor and tentatively start on July 25, 2016. BME and subcontractor Trident Cross completed punch lists item repair Aug. 7, 2016 from Empsco and Pro Marine Anodes installation Inspection conducted as of July 8, 2016. Awaits Final Dive Inspection from Empsco and Pro Marine. Empsco submitted cost proposal for change order no.2 C.M. services as per contract April 8, 2016. PAG Engineering Reviewing cost proposal for negotiations. EMPSCO submitted a revised cost proposal Change Order No.2 for Const. Management extension and inspection to Deputy General Manager Admin./Finance. Awaits instruction from PAG Management. PAG approved Const. Mngmnt. Contract extension. EMPSCO awaits issuance of Purchase Order to resume inspection done by BME const. PAG approved Const. Mngmnt. Contract extension and Issued Purchase Order to EMPSCO. Awaits Schedule and availability of Pro Marine to resume re- inspection of 137 anodes punchlist done by BME const. Empsco and Pro Marine completed punchlists inspection on November 11, 2016. Awaits final report from the C.M. (EMPSCO). Received Monthly Report Final Punch lists Inspection No.17, Invoice No. 14-009.17, 1 set of Original Mylar As-built and 2 sets of As-built copies from EMPSCO on Nov. 18,2016. Also, received an Invoice No. 17 of BME in the amount of \$213,614.02. Awaits instruction from PAG Management and PAG Engineering Manager to process. Contractor (BME) submitted a propose Change Order No.5 for the incomplete weld of anodes with the amount of \$6,353.59 and was approved by PAG General Manager. A PAG proposed Change Order No. 6 was approved by PAG General Manager to be deducted to the contractor (BME ) contract for the Dive inspection perform by Sea Engineering and the approved Time Extension of PAG Construction Management (EMPSCO). PAG Procurement Division finalizing amendment of contract for



Change Order Deductive No. 5 and Change Order Deductive No. 6 of the above project. Change Order No. 6 is being disputed by BME Contractor and payment was made by PAG on 4-13-17 in the amount of \$157,923.2.

*Awaits status from Contractor and PAG management.*

**2) PROJECT:**

IFB Number:

BUDGET:

FUNDING SOURCE:

BID AMOUNT;

PAYMENT TO DATE:

BALANCE TO DATE:

CONTRACTOR:

POINT OF CONTACT:

CONSTRUCTION MANAGER:

WORK STATUS:

**Design and Construct Canopies for EQMR Fleet, Drum lot and Top Loader Area**

PAG-CIP-016-001

\$335,925.00

PAG – FMF

\$198,000.00 + C.O. No.1 - \$ 2,598.83

\$171,586.45

\$29,012.38 including 10% retention

Canton Const. Corp.

Bobby Yung , Proj. Manager (Canton Const.) C.P. # 685-3046

PAG Engineering/CIP, EQMR. Manager

Official Notice to Proceed was issued June 15, 2016. Contractor to submit 65% design for review and comments. Meet with Canton Const. and PAG Procurement Ms. Alma Javier for the Status of the 65%design. Procurement warn contractor to submit 100% design before July 22, 2016. 90% Design was submitted July 26,'16. PAG Engineering and EQMR Div. reviewed and made comments on 90% Drawing and returned to canton const. corp.on Aug. 5, 2016 for 100% or final design. As per Aug. 22, Received a call from Mr. Bobby Yung that they are working for the final design and would submit this week of Aug. 26, 2016. Canton Const. submitted a 100% design submittal Sept. 11.2016. Reviewed by PAG Engineering and EQMR Manager. Reviewed comments were return to Canton Const. which will be incorporated to the final Design and to be submitted by the end of this week Sept.16,2016. Canton Construction applied for building permit from D.P.W.DPW is looking for elevation certificate.PAG Engineer Manager Is working with PAG Deputy Manager on to approach and obtain this documents. Proposed Change Order No. 1 with the amount of \$2,598.83for the Elevation Certificate of the three canopies, EQMR Fleet. Drum Lot and Top Loader Area is at PAG General Manager for approval. Canton Construction conducted surveying on Nov.7, 2016. Elevation certificate was received Nov. 14, 2016. Canton Const. awaits issuance of building permit from D.P.W. DPW Building permit was issued 11/21/16. Canton Field Engineer performed actual site lay-out for the three canopies A weekly construction progress is conducted since 12/6/16. As per meeting const materials is in route to Guam. Mobilization will start on Dec.21,'16 for excavation of footing and fabrication of concrete slab for Canopy "C". Project extension was approved 12/2/16. New completion date is January 15, 2017.

Time Extension Change Order No.3 was approved. New completion date is February 11, 2017 as per approved by Deputy General Manager Operations. Substantial Completion was done February 10, 2017. Canton Construction was instructed to correct one punch list item in which is the application of epoxy



painting as discussed in the meeting. Canton will resume once weather cooperates. A progress billing No.3 of \$50,000.40 is on hold upon completion of punch list item. Inv. No. 3 was paid by PAG \$25,000.00. A balance of \$29,012.38 is still on hold for completion of painting, installation of 1ea. pendant light and retention.

*Contractor to schedule Painting.*

- 3) **PROJECT:** **Container Yard Striping and Installation of Wheel Stop**  
**IFB NUMBER:** PAG-CIP-016- 002  
**BUDGET:** \$1, 079,819.00  
**FUNDING SOURCE:** PAG – FMF  
**Bid Amount:** \$997,557.51  
**PAYMENT to DATE:** Invoice No. 1 - \$44,890.09, Invoice No. 2 - \$41,489.01  
**BALANCE to DATE:** \$911,178.41  
**CONTRACTOR:** Canton Const. Corp.  
**POINT OF CONTACT:** Bobby Yung, Proj. Manager (Canton Const) C.P. # 685-3046  
**CONSTRUCTION MANAGER:** N.C. Macario and Assoc.– Nemecio Macario, S.E. 647-0947/48  
Alren Torillo- 647-0947/48  
  
**CONTRACT AMOUNT:** \$171,329.13  
**PAYMENT to DATE;** \$28,555.00  
**BALANCE to DATE:** \$142,774.13  
**WORK STATUS:** Bid Package was given last March to Procurement for Bid Proposal. Bid proposal was open July 13, 2016, and Canton was the lowest responsive responsible bidder with the amount of 997,557.51. Procurement drafting the contract. As per procurement, contract will be sent to Attorney General for review as per requirement if bid amount is higher than \$500,000.00. As of this date, Project is still under review by Attorney General. Notice of Intent to Award was given to Canton Const. on 10/28/16 for obtaining bonding documents of the above project. Final Contract under review and approval from PAG Legal Council. Final contract is in routing for Signature for approval and issuance of P.O. Contract was signed by all parties. Official Notice to Proceed was issued Jan. 30, 2017, Pre- Construction was held Monday, January 30, 2017 at 2:00 P.M. conducted by PAG Construction Manager (N.C. Macario & Assoc.), PAG Engineering and other PAG Divisions involved in the projects. Const Manager advised Contractor (Canton ) to start submitting Safety plan, Demolition Plan and other documents before they can start the above project. As of March 21, 2017 progress meeting with Canton Const. and N.C. Macario and Assoc. contractor continue to submit material submittal and being reviewed by PAG Const. Manager N.C. Macario. A baseline schedule of work is scheduled this March 28, 2017. Coordination by PAG Engineering and Operation Division is ongoing base on the schedule of area that the contractor will work on. Operation has no issue on the schedule. Invoice No.1 in the amount of \$44,890.09 for Mobilization is in process to accounting. As of April 24, 2017. Striping is on-going to Area Foxtrot and Echo. Removal of existing paint in Area 9 and 10 is also on-going.

Excavation of signage post in area B, C,D E, F, M and T is on-going. Invoice No.1 was paid by PAG.

*As of 5/11/17- Contractor painted Area, A,B,C,D,E, F, J.K. L.M,R and S or equivalent to 15% of the project. As of 6/19/17 Estimated percentage of actual work completed is 35%. Invoice No. 2 - \$41,489.01 was submitted on 6/5/17.*

**4) PROJECT:**

IFB NUMBER:

BUDGET AMOUNT:

FUNDING SOURCE:

BID AMOUNT :

PAYMENT TO DATE:

BALANCE TO DATE:

CONTRACTOR:

POINT OF CONTACT:

CONSTRUCTION MANAGER:

CONTRACT AMOUNT:

WORK STATUS:

**Container Yard Lighting Improvement Project**

PAG-CIP-016-003

\$140,000.00 (Engineering estimate)

Federal Grant

\$187,093.23

Invoice No. 1 - \$8,419.20

\$178,674.03

Canton Construction Corporation

Bobby Yung, Proj. Manager (Canton Const) C.P. # 685-3046

N.C. Macario and Assoc. – Nemecio Macario, S.E. 647-0947/48

Alren Torillo- 647-0947/48

\$171,329.13 ( Together with Striping Project)

Bid Package was given last March to Procurement for Bid Proposal. Bid Proposal Opening was conducted by Procurement on June 30<sup>th</sup>, 2016 and Canton Construction Corp. was the lowest responsive responsible bidder with the amount of \$187,093.23. Procurement drafting project contract. As per procurement, Contract was submitted to PAG legal council for review and approval. Procurement still awaits legal council approval of contract. Contract was signed by all parties. Official Notice to Proceed was issued Jan. 30, 2017, Pre- Construction was held Monday, January 30, 2017 at 2:00 P.M. conducted by PAG Construction Manager (N.C. Macario & Assoc.), PAG Engineering and other PAG Divisions involved in the projects. Const Manager advised Contractor (Canton)to start submitting Safety plan, Demolition Plan and other documents before they can start the above project. This project is simultaneous with Container Yard Striping, As of March 21, 2017 progress meeting with Canton Const. and N.C. Macario and Assoc. contractor continue to submit electrical materials submittal and being reviewed by PAG Const. Manager N.C. Macario. A baseline schedule of work is scheduled this March 28, 2017. Coordination by PAG Engineering and Operation Division is ongoing base on the schedule of area that the contractor will work on. Operation has no issue on the schedule. Canton submitted list of manpower and equipment for A.B. MER subcontractor for this project.

*As of 5/11/17, Contractor continue submitting material approval. PAG and C.M. advised contractor to start removal wiring and mandreling of existing conduits. Contractor is awaiting for the arrival of materials on 6/23/17 as per Contractor they will be mobilizing on 6/26/17.*

- 5) **PROJECT:** **A/E Design Consultant Services**  
**RFP NUMBER:** PAG -016-002  
**PROJECT AMOUNT:** IDIQ Contract  
**FUNDING SOURCE:** Port Authority of Guam  
**A/E CONSULTANT :** N.C. Macario and Associates  
**POINT OF CONTACT:** Nemesio Macario, S.E, P.E- Tel. no. 646-0947  
 Alren Torillo – Tel. No. 646-0947  
**WORK STATUS:** RFP On-Going. Submitted reviewed proposal to Procurement for final evaluation. N.C. Macario was selected for the IDIQ contract. First Task Order No.1 for Harbor of Refuge Design to Install Ejector Pump and Shelter is on –going and to submit cost proposal. N.C. Macario submitted cost proposal for Task Order No.1- Design to Install Ejector pump, Concrete shelter and other Environmental documents. Awaits approval of the proposal from Dept. of Agriculture. Task Order No. 1 was entered in requisition by strategic planning office. Cost proposal will be ratified by PAG Board of Directors this coming board meeting.  
 PAG Board of Directors Approved the contract of N.C. Macario for Task Order No.1. Last week ,on Oct. 11, PAG Engineering and Planning Div. meet with N.C. Macario to start working on the Design of Task Order No.1. N.C. Macario developing 35% submittal of task Order No.1 Design to Install Ejector Pump and construction of Concrete Shelter. Awaits final contract and P.O. for the approved Task Order No.2 Construction Management Services for PAG Lighting and Striping services. 60 % Design, specification and cost estimates of Task Order No.1 was received 12/2/16. Review and comments on-going by PAG Engineering. Received Invoice in the amount of \$39,374.40 for T.O. #1and approved for payment 12/14/16 Task order No. 2 for Const. Management Services of Cont. Yard Striping and Lighting Improvement was approved on 11/28/16 and N.c macario received P.O. on 12/2/16. A 90% design submittal of Task Order No. 1 was received by the Port on 1/6/17for PAG review and comments. PAG submitted the 90% review comments to N.C. Macario on 2/6/17. Task Order No.1final Design was completed by N.C. Macario on 2/24/17.  
*N.C. Macario continue Construction Management work for Cont. Yard Striping and Lighting project.*
- 6) **PROJECT:** **Design Built for the Renovation of PAG Engineering, Safety and Stevedoring Offices**  
**IFB NUMBER:** IFB-PAG-CIP-017-001  
**PROJECT AMOUNT:** \$325,000.00 (Engineering Budget)  
**CONSTRUCTIO MANAGER** PAG ENGG/CIP Division  
**POINT OF CONTACT:** PAG Engineering Office  
**WORK STATUS:** Scope of Work On-Going for review by PAG Engineering Manager. Final Review on-going. Scope of Work was submitted to Procurement to prepare Bid Documents of this project. PAG Engineering submitted a request for an Account No. to Accounting before it can enter to A.S. 400. Procurement prepare final bid package for Advertising for Invitation to Bid as of 12/15/16. IFB No. PAG-CIP-017-001was advertized Feb. 01, 2017 for the above project. A Pre- Bid Conference is

scheduled on Wednesday, Feb. 8, 2017. A Bid Opening was conducted Feb.24, 2017 @ 2:00 P.M. Two contractors submitted their bid. Lowest Bidder was Pro Pacific Builders with the amount of \$349,000.00. Second Bidder was JWG Const. with the amount of \$434,192.62. PAG Engineering requested an additional budget of \$45,500.00 to cover shortfall of the approved budget in FY-17 in the amount of \$325,000.00 to be approved by PAG Board of Directors. Procurement completed bid assessment on 4/12/17. Notice of Intent to Award was given to Pro Pacific Builders.

*As of 5/11/17, PAG issued Notice of Intent to award to Pro Pacific Builders Construction. Awaits issuance of Purchase Order and Signing of formal contract.*

**7) PROJECT:**

**Container Yard Asphalt, Concrete Pavement and Fire Hydrant Valve Improvement**

IFB NUMBER:

To Be Determine

PROJECT AMOUNT:

To Be Determine

CONTRACTOR:

To Be Determine

CONSTRUCTION MANAGER:

PAG Engineering

POINT OF CONTACT:

PAG Engineering Office.

WORK STATUS:

*Scope of Works and Drawings was submitted to Procurement to Develop Bid Package Documents for Invitation to Bid.*

**8) PROJECT:**

**Container Yard Trench Drain Repair**

IFB NUMBER:

PAG-CIP-017- \_\_\_\_

PROJECT AMOUNT:

To be Determine

CONSTRUCTION MANAGER;

PAG ENGG/CIP Division

POINT OF CONTACT:

PAG Engineering Office

WORK STATUS:

*Final Scope of Work On-Going for review by PAG Engineering Manager. Preparing for Bid Documents.*

**9) PROJECT:**

**A/E Design consulting Services for New Port Administration Complex**

REQUEST FOR PROPOSAL:

RFP PAG-CIP-017-001

BUDGET AMOUNT:

\$375,000.00

DESIGNER:

To be determine

WORK STATUS:

RFP was advertized January 2, 2017. A Pre Bid Conference was held on February 3, 2017. Last Day to submit proposal is on Friday, February 17, 2017.

*Awaits selection of evaluation committee for A/E selection.*

## **COMPLETED PROJECTS**

- 1) **PROJECT:** **Renovation/Upgrade of First Floor Men's Restroom Admin. Bldg.**  
PROJECT AMOUNT: \$14,950.00  
CHANGE ORDER NO. 1 \$500.00  
NEW CONTRACT AMOUNT: \$15,450.00  
CONTRACTOR: Modern Konstrak  
CONSTRUCTION MANAGER: PAG Engineering  
POINT OF CONTACT: Roland Santos – Modern Konstrak – 898-3602  
PAG Engineering Office.  
WORK STATUS: Scope of Work was submitted to Procurements in acquiring Quotes. Procurement issued Purchase Order to Contractor (Modern Konstrak) on Feb.1, 2017. Pre-construction Meeting was held Feb.3,2017 at Engineering office. Advise contractor to submit schedule of values , Gen. Liability Insurance and to submit material sample of floor ceramic tile, wall ceramic tiles and grout color for General Manager's approval. As of March 10, 2017. Project as per scope of work was completed. Awaits approval of PAG Board of Director for the PAG Engineering transfer of funds in the amount of \$500.00 for First Floor Men's Restroom Urinal ADA Compliance as a Change Order. Awaits P.O. for change Order No.1 from Procurement. 100% Completed.
- 2) **PROJECT:** **Harbor Master Renovation and Upgrade**  
PROJECT AMOUNT: \$43,670.00  
CONTRACTOR: BBR Micronesia Corporation  
CONSTRUCTION MANAGER: PAG Engineering  
POINT OF CONTACT: Nathaniel Catolos- 929-2271  
PAG Engineering Office.  
WORK STATUS: Procurement to make final determination of the submitted Quotes from the responsible responsive contractor. Procurement issued Purchased Order January 25, 2017. PAG Engineering Conducted a Pre- Construction meeting January 27, 2017. Contractor submitted Liability Insurance and other Material submittal January 31, 2017. BBR Contractor start mobilizing Feb. 3,2017. Project at 75% On-going, Awaits completion date on March 25, 2017. Invoice No.1 on process in the amount of \$21,552.30. 100% Completed.
- 3) **PROJECT:** **Administration Building Roof Leak Repair**  
RFQ NUMBER: P.O No. 12871-OF  
BUDGET AMOUNT: \$45,000.00 (Engineering Estimate)  
BID AMOUNT: \$32,783.60 + (C.O. #1) \$1,136.00 + (C.O. #2) 9,240.00  
NEW CONTRACT AMOUNT: \$43,159.60  
PAYMENT TO DATE: \$43,159.60  
CONTRACTOR: BBR Micronesia Corp.  
Construction Manager: PAG Engineering  
POINT OF CONTACT: Nathaniel Catolos, Proj. Manager C.P. # 929=2271  
WORK STATUS: Scope of Work On-Going. Submitted Scope of Work to Procurement to advertise and awaits account number for



requisitioning. Contract was awarded 6/21/16, Applied TWIC cards and MARSEC Briefing. Demolition of Project started 7/11/16 up to 7/24/16 total calendar days of project is 90 calendar days. BBMR Contractor completed pouring of 4,000 psi concrete to Admin. roof top. Awaits 21 days curing of concrete. Target date to apply elastomeric paint 9/5/16. Contractor continue clearing of concrete debris to be completed 8/23/16. BBMR. submitted invoice billing no.1- 8/15/16. BBMR Const. acid wash poured concrete 9/2/16. Applied roof sealant on 9/5/16 and applied elastomeric base coat on 9/6/16. Due to weather condition (rainy) Final coat will be applied once weather is favorable for application. Project Completed Sept. 28, 2016. 100% Completed.

- 4) **PROJECT:**  
 RFQ NUMBER:  
 BUDGET AMOUNT:  
 BID AMOUNT:  
 CONTRACTOR:  
 Construction Manager:  
 Point of Contact:  
 Work Status :  
**Water Line Pavement Repair at F-5, F-6, Cont. Yard Area G And West of LC-1**  
 P.O. No. 12887-OF  
 \$30,000.00 (Engineering Estimates)  
 \$24,850.00  
 BME and SON's Inc.  
 PAG Engineering/CIP Div.  
 PAG Engineering Office  
 Scope of Work Submitted to Procurement and awaits for Requisition final approval and will obtain Contractors quotes. P.O was awarded 6/29/16. Work still on-going for 30 DAYS. Project Completed and Accepted by the Port July 22, 2016.
  
- 5) **PROJECT:**  
 IFB NUMBER:  
 CONTRACTOR:  
 PROJECT AMOUNT:  
 DESIGNER:  
 CHANGE ORDER:  
 TOTAL AMOUNT:  
 FUNDING SOURCE:  
 NOTICE TO PROCEED:  
 COMPLETION TIME:  
 PAYMENT TO DATE:  
 BALANCE TO DATE:  
 Construction Manager:  
 POINT OF CONTACT:  
 WORK STATUS:  
**F1, F3, & CY Chain Link Perimeter Fence Replacement**  
 PAGCIP-015-001  
 Inland Builders Corp.  
 \$197,850.00  
 Design-Built  
 CO1: \$24,320.20, CO2= \$63,741.62, CO3= \$48,966.18, CO4=\$13,464.28  
 \$348,342.28  
 Homeland Security Grant # 2013 PSGD  
 April 20, 2015  
 February 2016 (6 months after NTP issuance)  
 \$348,342.28  
 0  
 PAG ENGG/CIP Division  
 PAG Engineering Office  
 100% Completed – Awaits final billing, close out documents and as-built drawing.  
 Contractor submitted final billing with close-out documents. Project completed 2/16.
  
- 6) **PROJECT:**  
 IFB NUMBER:  
 CONTRACTOR:  
 PROJECT AMOUNT:  
 DESIGNER:  
 CHANGE ORDER:  
**GDP Marina Ejector Pump Repair**  
 PAGCIP-015-003  
 ProPacific Builders Inc.  
 \$78,800.00  
 Design-Build  
 \$0

TOTAL AMOUNT:	\$0
FUNDING SOURCE:	DOI F&WS/DoAg
NOTICE TO PROCEED:	September 8, 2015
COMPLETION TIME:	January 7, 2016 (122 CD after NTP)
PAYMENT TO DATE:	\$78,800.00
BALANCE TO DATE:	\$0
Construction Manager:	PAG ENGG/CIP Division
POINT OF CONTACT:	PAG Engineering Office
WORK STATUS:	100% Completed

- 7) **PROJECT:** **Concrete Catwalk Repair, LS Agat Marina Launching Ramp**
- |                       |   |
|-----------------------|---|
| IFB NUMBER:           | PAG-015-004   |
| CONTRACTOR:           | ProPacific Builders   |
| PROJECT AMOUNT:       | \$57,818.52   |
| DESIGNER:             | Design-Built  |
| FUNDING SOURCE:       | Department of Agriculture, Sport Fish Restoration/Boating<br>Access Grant # F-21-B1 |
| NOTICE TO PROCEED:    | September 8, 2015   |
| COMPLETION TIME:      | February 8, 2016 (5 months after NTP issuance)                                      |
| PAYMENT TO DATE:      | \$57,818.52   |
| BALANCE TO DATE:      | \$0   |
| Construction Manager: | Port Engineering/CIP Division   |
| WORK STATUS:          | Project 100% Completed 2/8/16.  |

**FY-17 WORK INJURY REPORT**  
(01/01/17 to 12/31/17)

<b><u>Divisions</u></b>	<b><u>*Lost-time</u></b>	<b><u>**Recordable</u></b>	<b><u>*** Refused Treatment</u></b>
Stevedoring	1	1	0
Transportation	0	0	0
Terminal	0	1	0
EQMR	1	1	0
Others	<u>0</u>	<u>0</u>	<u>0</u>
<b>Total</b>	<b>2</b>	<b>3</b>	<b>0</b>

**Work Injury Summary for this reporting period: 06/20/2017**

**Total Injuries for FY-17 to date: 5– Injuries**

**1-- Lost-time**

**1 – Recordable**

**0 – Refused Medical Attention**

**Last disabling work injury was on: 5/10/2017**

**Number of days since last disabling work injury: 35-days**

**Note: PAG best record was 222 days or 7 months w/o a disabling work injury**

**\*Lost-time** = If an employee was injured on the job and medical doctor sent him/her home, his/her injury is considered a lost-time.

**\*\*Recordable** = If an employee was injured on the job and medical doctor treated him/her and released him/her back to work on the same day (Recordable because of medical charges).

**\*\*\*Refused Medical Attention:** Filed WC Forms 201 & 202 for record purposes only.



**PORT OF GUAM**

ATURIDAT I PUETTON GUAHAN

**Jose D. Leon Guerrero Commercial Port**

1026 Cabras Highway, Suite 201, Piti, Guam 96925

Telephone: 671-477-5931/35 Facsimile: 671-477-2689/4445

Website: [www.portguam.com](http://www.portguam.com)



Eddie Baza Calvo  
Governor of Guam

Ray Tenorio  
Lieutenant Governor

June 20, 2017

**MEMORANDUM**

TO: Board of Directors

FROM: General Manager

SUBJECT: MARAD Cooperative Agreement

In previous Board meetings, management reported in having provided the Maritime Administration (MARAD) with the Port's GCPI Program deficiency assessment log and cost estimate in the amount of \$483,415.00. The facilities impacted include the pump house building, guard buildings, load center 5 building, terminal gate booths 1, 2 and 3, perimeter fencing to include the CMU wall and the new container yard striping.

During a recent dialogue with MARAD on June 8, 2017, the Port was advised that MARAD is preparing a Cooperative Agreement to enable the Port Authority to be reimbursed from the Guam Enterprise Fund to repair the deficiencies identified. In the meanwhile, management is looking to begin the repair work once the MARAD Cooperative Agreement is finalized and therefore requests authorization to transfer the sum of \$200,000.00 from the Old Gate House Demolition account for this project.

I am available should you have any questions.

  
JOANNE M.S. BROWN



**PORT OF GUAM**  
ATURIDAT I PUETTON GUAHAN  
**Jose D. Leon Guerrero Commercial Port**  
1026 Cabras Highway, Suite 201, Piti, Guam 96925  
Telephone: 671-477-5931/35 Facsimile: 671-477-2689/4445  
Website: [www.portguam.com](http://www.portguam.com)



Eddie Baza Calvo  
Governor of Guam  
Ray Tenorio  
Lieutenant Governor

June 20, 2017

**MEMORANDUM**

TO: Board of Directors  
FROM: General Manager  
SUBJECT: Legal Professional Services

In review of the legal billings for the month of May 2017, revealed that such billing has exceeded its budget ceiling. In accordance with the Professional Services Agreement for legal representation, Section III Compensation, the consultant's monthly billings shall not exceed the sum of \$70,000.00 per month without prior written approval or subsequent ratification by the Port Board of Directors.

The following is provided:

Invoice	Amount	Variance
May 2017	\$73,925.00	\$3,925.00

Therefore, management requests for Board ratification of the legal invoices for the month of May 2017 in order to process payment accordingly.

I am available should you have any questions.

  
JOANNE M.S. BROWN





**PORT OF GUAM**

ATURIDAT I PUETTON GUAHAN

**Jose D. Leon Guerrero Commercial Port**

1026 Cabras Highway, Suite 201, Piti, Guam 96925

Telephone: 671-477-5931/35 Facsimile: 671-477-2689/4445

Website: [www.portguam.com](http://www.portguam.com)





Eddie Baza Calvo  
Governor of Guam


Ray Tenorio  
Lieutenant Governor

June 20, 2017

**MEMORANDUM**

TO: Board of Directors

VIA: General Manager   
Deputy General Manager, Admin/Finance 

FROM: glenn 

SUBJECT: KVOG; Request for Potential Legal Action

---

Upon counsel guidance, Board authorization is being requested to allow management to further engage legal counsel on all matters related to the former subject tenant and to take whatever action necessary, legal or otherwise, to protect the interest of the Port.

By way of background, this issue has been a longstanding dispute by and between the Port Authority and KVOG which extends back to a tenancy beginning November 2010 up to December 2016. It was during this period that KVOG occupied 600 square feet of open space to support the installation and operation of an antennae transmitting site. The point of contention is centered on the manner by which the billing was assessed pursuant to Public Law 30-19 wherein the Port billed KVOG for the open space occupied and the telecommunication component due to the specific nature of use. However, KVOG positioned that the application of the billing should only apply towards one rate category and had advised the Port then of his intentions on seeking legislative clarification.

Absent any legislative action to the contrary, the billing methodology remained constant and the Port continued to assess KVOG with the applicable fees simply because their antennae remained on Port property regardless of the operational status of the asset.

The effort by previous managers and KVOG representative(s) aimed to resolve the associated issues were unsuccessful. The Port then elected to terminate the lease on December 9, 2016, by way of registered mail to the last known address listed on the impacted agreement. It was later learned that the termination notice was received by a former representative that signed for and accepted the letter.

**RECOMMENDATION(S):**

1. Board authorization for management to engage counsel on all matters related to KVOG with cause to initiate legal action, if in the event counsel determines it necessary, to protect the interest of the Port.



**PORT OF GUAM**

ATURIDAT I PUETTON GUAHAN

**Jose D. Leon Guerrero Commercial Port**

1026 Cabras Highway, Suite 201, Piti, Guam 96925

Telephone: 671-477-5931/35 Facsimile: 671-477-2689/4445

Website: [www.portguam.com](http://www.portguam.com)



Eddie Baza Calvo  
Governor of Guam

Ray Tenorio  
Lieutenant Governor

June 20, 2017

**MEMORANDUM**

TO: Board of Directors

FROM: General Manager

SUBJECT: Budget Transfer Request – GovGuam Liberation Day Parade

The Mayor's Council of Guam is spearheading the 73<sup>rd</sup> Liberation Festivities. This year's theme is *Strength in Unity - Manmetgot gi Dinanña*. As a participating agency, the Port Authority of Guam has established a Liberation Day Committee for purposes of planning and coordination to construct a float for the Liberation Day Parade.

Based on this, request is being made to transfer funds from the Commercial division budget under Printing Services Account in the amount of \$5,000.00 to Miscellaneous Account.

I am available should you have any questions.

  
JOANNE M.S. BROWN



**PORT OF GUAM**  
ATURIDAT I PUETTON GUAHAN  
**Jose D. Leon Guerrero Commercial Port**  
1026 Cabras Highway, Suite 201, Piti, Guam 96925  
Telephone: 671-477-5931/35 Facsimile: 671-477-2689/4445  
Website: [www.portguam.com](http://www.portguam.com)



Eddie Baza Calvo  
Governor of Guam  
Ray Tenorio  
Lieutenant Governor

June 20, 2017

**MEMORANDUM**

TO: Board of Directors

FROM: General Manager

SUBJECT: Public Law 30-215 – Compensation for Public Safety Personnel Who Perform Work In Shifts

---

Public Law 30-215 was enacted on December 13, 2010 that ***amends*** Subsection (a) of Section 3107 of Article 1, Chapter 3, Title 22, Guam Code Annotated, to read as follows:

**Maximum Hours; Split Shifts.**

*(a) No employer shall employ any employee in excess of forty (40) hours a week, unless such employee receives compensation for employment in excess of such weekly hours, at a rate not less than one and one-half (1-1/2) time the regular rate at which he is employed, except that the provisions of this Subsection shall not apply to employees covered under Section 207(k) of the Fair Labor Standards Act, Chapter 8 of Title 29 of the United States Code.*

The amendment of the aforementioned subsection was a result of the Guam Legislature's findings that the Guam Supreme Court decision in the forty (40) hour workweek applies to public safety personnel, notwithstanding the provisions of the Fair Labor Standards Act, which had resulted in an immediate and abrupt curtailment of law enforcement services. The Guam Legislature further found that the Fair Labor Standards Act permits for a different workweek standard for public safety personnel that is more suited for public safety services. The Fair Labor Standards Act basically provides that law enforcement personnel must receive overtime after 86 hours worked during a 14-day work period.

Therefore, management requests for Board adoption of Public Law 30-215 as well as Section 207(k) of the Fair Labor Standards Act, Chapter 8 of Title 29 of the United States Code to be applicable to the Port Authority of Guam Port Police Law Enforcement Division. The aim is to ensure there are no adverse impacts on public safety of the port employees, port users as well as the people of Guam.

I am available for any questions you may have.

  
JOANNE M.S. BROWN



*Office of the Governor of Guahan*

P.O. Box 2950 Hagåtña, GU 96932  
Tel: (671) 472-8931 • Fax: (671) 477-4826 • Email: governor@guam.gov

Felix P. Camacho  
*Governor*

Michael W. Cruz, M.D.  
*Lieutenant Governor*

DEC 14 2010

2010 DEC 17 PM 4:05

The Honorable Judith T. Won Pat, Ed.D.  
Speaker  
*Mina' Trenta Na Liheslaturan Guahan*  
155 Hessler Street  
Hagåtña, Guam 96910

Dear Speaker Won Pat:

Transmitted herewith is Bill No. 467-30 (COR): "AN ACT TO AMEND SUBSECTION (a) OF §3107 OF ARTICLE 1, CHAPTER 3 OF TITLE 22, GUAM CODE ANNOTATED, RELATIVE TO COMPENSATION FOR PUBLIC SAFETY PERSONNEL WHO PERFORM WORK IN SHIFTS" which was signed into law on December 13, 2010 as **Public Law 30-215**.

*Sinseru yan Magâhet,*

**FELIX P. CAMACHO**  
*I Maga'lâhen Guahan*  
Governor of Guahan

*[Handwritten signature]*  
12/17/10  
3:45

Attachment: copy of Bill

**I MINA'TRENTA NA LIHESLATURAN GUÅHAN**  
**2010 (SECOND) Regular Session**

**CERTIFICATION OF PASSAGE OF AN ACT TO I MAGA'LAHEN GUÅHAN**

This is to certify that Bill No. 467-30 (COR), "AN ACT TO AMEND SUBSECTION (a) OF §3107 OF ARTICLE 1, CHAPTER 3 OF TITLE 22, GUAM CODE ANNOTATED, RELATIVE TO COMPENSATION FOR PUBLIC SAFETY PERSONNEL WHO PERFORM WORK IN SHIFTS", was on the 30<sup>th</sup> day of November 2010, duly and regularly passed.



Judith T. Won Pat, Ed. D.  
Speaker


Attested:



Tina Rose Muña Barnes  
Legislative Secretary

-----

This Act was received by *I Maga'lahaen Guåhan* this 1<sup>st</sup> day of Dec, 2010, at  
1100 o'clock A.M.



Assistant Staff Officer  
*Maga'lahi's Office*

APPROVED:



FELIX P. CAMACHO  
*I Maga'lahaen Guåhan*

Date: 13 Dec. 2010

Public Law No. P.L. 30-215



***I MINA'TRENTA NA LIHESLATURAN GUÅHAN***  
**2010 (SECOND) Regular Session**

**Bill No. 467-30 (COR)**

As amended.

Introduced by:

Adolpho B. Palacios, Sr.

T. C. Ada

V. Anthony Ada

F. B. Aguon, Jr.

F. F. Blas, Jr.

E. J.B. Calvo

B. J.F. Cruz

J. V. Espaldon

Judith P. Guthertz, DPA

T. R. Muña Barnes

v. c. pangelinan

R. J. Respicio

Telo Taitague

Ray Tenorio

Judith T. Won Pat, Ed.D.

**AN ACT TO *AMEND* SUBSECTION (a) OF §3107 OF  
ARTICLE 1, CHAPTER 3 OF TITLE 22, GUAM CODE  
ANNOTATED, RELATIVE TO COMPENSATION FOR  
PUBLIC SAFETY PERSONNEL WHO PERFORM  
WORK IN SHIFTS.**

1        **BE IT ENACTED BY THE PEOPLE OF GUAM:**

2        **Section 1. Legislative Findings and Intent.** *I Liheslaturan Guåhan* finds  
3        that the maximum hours in a workweek of forty (40) hours, established in §3107 of  
4        Article 1, Chapter 3, Title 22, Guam Code Annotated, may *not* be an appropriate  
5        standard for certain employees in government where such employees work in shifts  
6        of eight (8) hours in a twenty-four (24) hour work day. Executive Order 96-08

1 established the maximum workweek at forty-three (43) hours per week for public  
2 safety personnel. The recent Guam Supreme Court decision that §3107 of Article  
3 1, Chapter 3 of Title 22, Guam Code Annotated, applies to public safety personnel,  
4 notwithstanding the provisions of the Fair Labor Standards Act, resulted in an  
5 immediate and abrupt curtailment of some police services. The Court ruled that  
6 §3107, Chapter 3, Title 22, GCA, is applicable to most public safety personnel,  
7 although the Federal Fair Labor Standards Act provides that the local government  
8 may exempt public safety personnel. However, the Fair Labor Standards Act  
9 provision has to be adopted by local legislation. §3107 creates a more restrictive  
10 standard compensation, and it has never been amended to be consistent with the  
11 Fair Labor Standards Act provision. Executive Order 96-08 cannot supersede the  
12 provisions of §3107.

13 *I Liheslaturan Guåhan* further finds that as a result of the Guam Supreme  
14 Court ruling, the Guam Police Department immediately reverted to the forty (40)  
15 hour workweek, which resulted in an abrupt reduction of police service hours that  
16 may be available to the community. The reduction in the weekly service hours is  
17 calculated at nine hundred (900) hours. This is based on three (3) hours a week for  
18 three hundred (300) uniformed officers who are affected by the ruling. This is  
19 equivalent to putting out of service twenty-two (22) full time officers a week. The  
20 reduction of hours means that fewer officers are protecting the people of Guam at  
21 any given time. Even before the court ruling, the Guam Police Department was  
22 already understaffed of uniformed officers.

23 *I Liheslaturan Guåhan*, therefore, finds that the Guam Supreme Court  
24 decision has an immediate adverse impact on the public safety of the people of  
25 Guam, and the quality of life for sworn officers of the Guam Police Department  
26 and their families. The Fair Labor Standards Act permits for a different workweek  
27 standard for public safety personnel that is more suited for public safety services.

1       Therefore, it is the intent of *I Liheslaturan Guåhan* to amend §3107 of  
2 Article 1, Chapter 3, Title 22, Guam Code Annotated, relative to exempting public  
3 safety personnel, as defined in Section 207(k) of the Fair Labor Standards Act,  
4 Chapter 8 of Title 29 of the United States Code, from the application of the  
5 provisions of §3107 of Article 1, Chapter 3, Title 22 GCA. This will allow the  
6 Guam Police Department and other appropriate public safety agencies and  
7 personnel that may be covered under the Fair Labor Standards Act to continue to  
8 deploy these personnel as they have been doing for many years, preceding the  
9 Guam Supreme Court ruling.

10       **Section 2. Maximum Hours; Split Shifts.** Subsection (a) of §3107 of  
11 Article 1, Chapter 3, Title 22, Guam Code Annotated, is hereby *amended* to read as  
12 follows:

13               “(a) *No employer shall employ any employee in excess of forty (40)*  
14 *hours a week, unless such employee receives compensation for employment*  
15 *in excess of such weekly hours, at a rate not less than one and one-half (1-*  
16 *1/2) times the regular rate at which he is employed, except that the*  
17 *provisions of this Subsection shall not apply to employees covered under*  
18 *Section 207(k) of the Fair Labor Standards Act, Chapter 8 of Title 29 of the*  
19 *United States Code.”*

20       **Section 3. Effective Date.** The provisions of this Act *shall* be effective  
21 upon enactment.

## Fact Sheet #8: Law Enforcement and Fire Protection Employees Under the Fair Labor Standards Act (FLSA)

This fact sheet provides general information concerning the application of the [FLSA](#) to law enforcement and fire protection personnel of State and local governments.

### Characteristics

Fire protection personnel include firefighters, paramedics, emergency medical technicians, rescue workers, ambulance personnel, or hazardous materials workers who:

1. are trained in fire suppression;
2. have the legal authority and responsibility to engage in fire suppression;
3. are employed by a fire department of a municipality, county, fire district, or State; and
4. are engaged in the prevention, control and extinguishment of fires or response to emergency situations where life, property, or the environment is at risk.

There is no limit on the amount of nonexempt work that an employee employed in fire protection activities may perform. So long as the employee meets the criteria above, he or she is an employee “employed in fire protection activities” as defined in section 3(y) of the FLSA.

Law enforcement personnel are employees who are empowered by State or local ordinance to enforce laws designed to maintain peace and order, protect life and property, and to prevent and detect crimes; who have the power to arrest; and who have undergone training in law enforcement.

Employees engaged in law enforcement activities may perform some nonexempt work which is not performed as an incident to or in conjunction with their law enforcement activities. However, a person who spends more than 20 percent of the workweek or applicable work period in nonexempt activities is not considered to be an employee engaged in law enforcement activities under the FLSA.

### Coverage

Section 3(s)(1)(C) of the FLSA covers all public agency employees of a State, a political subdivision of a State, or an interstate government agency.

### Requirements

[Hours of work](#) generally include all of the time an employee is on duty at the employer’s establishment or at a prescribed work place, as well as all other time during which the employee is suffered or permitted to work for the employer. Under certain specified conditions time spent in sleeping and eating may be excluded from compensable time.

The FLSA requires that all covered nonexempt employees be paid the statutory [minimum wage](#) of not less than \$7.25 per hour effective July 24, 2009.

The FLSA requires that all covered nonexempt employees be paid [overtime pay](#) at no less than time and one-half their regular rates of pay for all hours worked in excess of 40 in a workweek.

Section 13(b)(20) of the FLSA provides an overtime exemption to law enforcement or fire protection employees of a public agency that employs less than five employees during the workweek in law enforcement or fire protection activities.

Section 7(k) of the FLSA provides that employees engaged in fire protection or law enforcement may be paid overtime on a "work period" basis. A "work period" may be from 7 consecutive days to 28 consecutive days in length. For work periods of at least 7 but less than 28 days, overtime pay is required when the number of hours worked exceeds the number of hours that bears the same relationship to 212 (fire) or 171 (police) as the number of days in the work period bears to 28. For example, fire protection personnel are due overtime under such a plan after 106 hours worked during a 14-day work period, while law enforcement personnel must receive overtime after 86 hours worked during a 14-day work period.

Under certain prescribed conditions, a State or local government agency may give compensatory time, at a rate of not less than one and one-half hours for each overtime hour worked, in lieu of cash overtime compensation. Employees engaged in police and fire protection work may accrue up to 480 hours of compensatory time.

An employee must be permitted to use compensatory time on the date requested unless doing so would "unduly disrupt" the operations of the agency.

At the time of termination an employee must be paid the higher of (1) his or her final regular rate of pay or (2) the average regular rate during his or her last three years of employment for any compensatory time remaining "on the books" when termination occurs. For more information on state and local governments under the FLSA, see [Fact Sheet #7](#).

No covered employer may employ any minor in violation of the [youth employment provisions](#) of the FLSA. The Act establishes specific provisions concerning prohibited occupations and/or hours of employment of minors under age 18.

Covered employers must make, keep and preserve payroll-related records as described by regulations [29 CFR Part 516](#).

### **Where to Obtain Additional Information**

**For additional information, visit our Wage and Hour Division Website: <http://www.wagehour.dol.gov> and/or call our toll-free information and helpline, available 8 a.m. to 5 p.m. in your time zone, 1-866-4USWAGE (1-866-487-9243).**

This publication is for general information and is not to be considered in the same light as official statements of position contained in the regulations.

**U.S. Department of Labor**  
Frances Perkins Building  
200 Constitution Avenue, NW  
Washington, DC 20210

**1-866-4-USWAGE**  
TTY: 1-866-487-9243  
[Contact Us](#)